



A

PUXADORES DE PORTA E ACESSÓRIOS / DOOR LEVER HANDLES AND ACCESSORIES / MANILLAS DE PUERTA Y ACCESORIOS.

UM GRUPO IMPORTANTE DE ELEMENTOS QUE PROPORCIONAM O PRIMEIRO CONTACTO COM A PORTA. É UMA PEÇA FUNDAMENTAL NO BOM DESEMPENHO DA PORTA, QUER A NÍVEL ESTÉTICO, QUER TÉCNICO.

AN IMPORTANT GROUP OF ELEMENTS THAT PROVIDE THE FIRST CONTACT WITH THE DOOR. IT IS A FUNDAMENTAL PART IN THE GOOD PERFORMANCE OF THE DOOR, BOTH AT THE AESTHETIC AND TECHNICAL LEVELS.

UN GRUPO IMPORTANTE DE ELEMENTOS QUE PROPORCIONAN LO PRIMERO CONTACTO CON LA PUERTA. ES UNA PIEZA FUNDAMENTAL PARA EL BUEN FUNCIONAMIENTO DE LA PUERTA, TANTO A NIVEL ESTÉTICO COMO TÉCNICO.

COMO CONSULTAR / HOW TO CONSULT / COMO CONSULTAR /

002 INTRO	211 FIXED KNOBS
016 INFORMAÇÃO TÉCNICA	222 TECHNICAL HEAVY DUTY
018 ROSE AND PLATES	226 TECHNICAL BALL BEARING
034 ART DECO COLLECTION	228 TECHNICAL FIREPROOF
042 BAHAUS COLLECTION	230 TECHNICAL PROFILE
048 DUTCH COLLECTION	232 TECHNICAL EN179
054 CLASSIC COLLECTION	235 TIMES BRONZE MATERIAL
056 TIMELESS	240 ROLLS ROSE
062 ARCHI SKETCH	242 ARMOUR ROSE
066 SLIM ROUNDED	244 BLOCK ROSE
074 SLIM SQUARE	246 ONE CLICK ROSE
082 IVALO ARTIC LINE	248 LESS IS MORE HEAVY DUTY
084 SQUARE	254 EVEN LESS
086 QUADRO	256 LESS IS MORE LIGHT VERSION
088 METRIC	258 EVEN LESS LIGHT VERSION
090 GEOMETRIC	260 ROSETAS / ROSES / ROSETAS
092 WOOD NATURE	264 ENTRADAS DE CHAVE / KEY HOLES / BOCALLAVES
098 LOFT COPPER WIRE	268 ESCUDETES DE SEGURANÇA / SECURITY PROTECTION ROSE / ESCUDOS DE SEGURIDAD
100 LOFT	272 FECHOS DE BANHO E BLOQUEADORES / TOILET SNIB INDICATORS / CONDEÑAS
102 LINK COLLECTION	282 PLACAS PARA PUXADORES / PLATES FOR LEVER HANDLES / PLACAS PARA MANILLAS
124 WENGÉ SERIES	308 PLACAS DE SEGURANÇA / SECURITY PLATES / PLACAS DE SEGURIDAD
126 DRIVE	318 PLACAS E CONCHAS / PLATES AND FLUSH HANDLES / PLACAS Y CAZOLETAS
128 SKIN	324 CONCHAS PLANAR / PLANAR FLUSH HANDLES / CAZOLETAS PLANAR
134 FOSSIL	328 CONCHAS / FLUSH HANDLES / CAZOLETAS
138 OUTLINE	336 CONCHAS PARA PORTAS DE CORRER / FLUSH HANDLES FOR SLIDING DOORS / CAZOLETAS PARA PUERTAS CORREDERAS
142 ARCH	340 MECANISMOS PARA JANELAS DK / DK WINDOW MECHANISMS / MECANISMOS DK PARA VENTANA
144 LEAF	345 MECANISMOS PARA PORTAS DE CORRER ELEVATÓRIAS / MECHANISM FOR LIFT SLIDING DOOR / MECANISMOS PARA PUERTA CORREDERA ELEVADORA
146 FRAME CONTOUR	353 ACESSÓRIOS PARA PUXADORES / ACCESSORIES FOR LEVER HANDLES / ACESSORIOS PARA MANILLAS
148 FLAT & ROUND	
150 SIMPLE	
154 NATUR	
156 NATUR WATCH	
162 NATUR WHITE	
164 NATUR BLACK	
166 WATCH	
168 WATCH LEATHER	
170 CLEAR WATCH	
172 BERGEN ARTIC LINE	
174 FLOW ARTIC LINE	
176 ORGANIC	
188 ROUND TWO	
196 TUBULAR	
204 KNOBS	

Fotografia do puxador de porta /
Door lever handle photo / Imagen de la manilla de puerta.

Referência do puxador de porta /
Door lever handle reference /
Referencia de la manilla de puerta.

Nome da série /
Series name /
Nombre de la serie.

Roseta standard fornecida. Restantes são opcionais /
Standard rose supplied. Others are optional /
Roseta standard suministrada. Otras son opcionales.

Classificação de roseta opcional /
Optional rose classification /
Clasificación de roseta opcional.

Classificação de roseta standard /
Standard rose classification /
Clasificación de roseta estándar

Nome da série /
Series name /
Nombre de la serie.

Roseta standard fornecida. Restantes são opcionais /
Standard rose supplied. Others are optional /
Roseta standard suministrada. Otras son opcionales.

Classificação de roseta opcional /
Optional rose classification /
Clasificación de roseta opcional.

Classificação de roseta standard /
Standard rose classification /
Clasificación de roseta estándar

MATERIAL: EN 1.4301 / AISI 304

ACABAMENTO / FINISH / ACABADO:
STANDARD: SATINADO / SATIN / SATIN

OPTIONAL: PVD TITANIUM COATED

.P / .TB / .TG / .TCO / .TCH

CLASSIFICAÇÃO COM ROSETA STANDARD /
WITH STANDARD ROSE CLASSIFICATION /
CLASIFICACIÓN CON ROSETA ESTÁNDAR

TUBULAR

EN1906 3-4 7-1 0 3 0 A

Tipologia do puxador /
Lever handle typology /
Tipología de la manilla.

Desenho técnico /
Technical drawing /
Dibujo tecnico

Acabamentos disponíveis /
Available finishes /
Acabados disponibles.

Classificação obtida de acordo com EN1906 /
Obtained classification according to EN 1906 /
Clasificación obtenida según EN1906.

Informação sobre acessórios para puxadores. Ver abaixo /
Information about accessories for lever handle. See below /
Información sobre accesorios para las manillas. Consultar abajo.

Rosetas disponíveis /
Available roses /
Rosetas disponibles

Mecanismos de janela disponíveis /
Available window mechanisms /
Mecanismos de ventana disponibles.

Entradas de chave disponíveis /
Available key holes /
Bocallaves disponibles.

Fechos wc disponíveis /
Available toilet snib indicators /
Condenas de baño disponibles.

Placas disponíveis /
Available Plates /
Placas disponibles.

IN. Stainless steel

.P Polido / Polished / Pulido

.TB PVD Titanium black

.TG PVD Titanium gold

.TCO PVD Titanium copper

.TCH PVD Titanium chocolate

.TMS JNF MicroSAFE™ Antimicrobial Coating

IN

.P

.TB

.TG

.TCO

.TCH

.TMS

Pag.240

Pag.340

Pag.264

Pag.272

Pag.282

Consultar classificação de acordo com a Norma EN1906 na página A/16
Consult classification according to EN1906 Norm in the page A/16
Consultar clasificación según norma EN1906 en el página A/16

DECLARAÇÃO DE DESEMPENHO / MARCAÇÃO CE / DECLARATION OF PERFORMANCE (DOP) / DECLARACIÓN DE PRESTACIONES / MARCADO CE

PUXADORES DE MULETA E REDONDOS.

A JNF possui um laboratório interno onde são elaborados ensaios de resistência segundo a Norma Europeia EN 1906:2012, e em determinados modelos de puxadores são igualmente testados em laboratórios externos acreditados.

A JNF disponibiliza uma declaração de desempenho onde assume a responsabilidade legal pela conformidade do produto com o desempenho declarado. Os puxadores constantes no catálogo encontram-se classificados de acordo com a referida norma:

LEVER HANDLES AND KNOB FURNITURE.

JNF has an internal laboratory where are made resistance tests according to European Standard EN 1906:2012, and some models of handles are also tested in accredited external laboratories.

JNF provides a declaration of performance where assumes legal responsibility for conformity of the product with the declared performance. The lever handles presented in this catalog are classified accordingly to the related standard:

MANILLAS Y POMOS DE PUERTAS.

JNF tiene un laboratorio interno donde las pruebas de resistencia se hacen de acuerdo a la norma europea EN 1906:2012, y ciertos modelos de manillas también se prueban en laboratorios externos acreditados.

La JNF proporciona una declaración de prestaciones donde asume la responsabilidad legal de la conformidad del producto con las prestaciones declaradas. Las manillas mencionados en el catálogo se clasifican de acuerdo a la referida norma:

1 2 3 4 5 6 7 8

1 Categoria de uso /
 Category of use /
 Categoría de uso

3 Peso da porta /
 Door weight /
 Peso de la puerta

5 Segurança /
 Safety /
 Seguridad


7 Segurança de bens /
 Safety of goods /
 Seguridad de los bienes /

2 Durabilidade /
 Durability /
 Durabilidad

4 Resistência ao fogo /
 Fire resistance /
 Resistencia al fuego

6 Resistência à corrosão /
 Corrosion resistance /
 Resistencia a la corrosión

8 Tipo de operação /
 Type of operation /
 Tipo de operación



EN1906 DESCRIÇÃO

1 CATEGORIA DE USO

GRAU 1: Utilização Ligeira

Puxador para utilização em portas ou janelas de habitações e em edifícios, onde exista uma probabilidade muito baixa de ocorrência de acidentes ou de uma utilização indevida. (Situações domésticas, escritórios e áreas onde não há acesso do público geral).

GRAU 2: Utilização Média

Puxadores para utilização em portas ou janelas de habitações e em edifícios onde exista alguma probabilidade de ocorrência de acidentes ou de uma utilização indevida. (Situações domésticas, escritórios e áreas onde há um acesso limitado do público geral).

GRAU 3: Utilização Elevada

Puxadores para uso em portas de edifícios onde existe uma frequência elevada de utilização pouco cuidada e com uma grande probabilidade de ocorrência de acidentes ou de mau uso. (Edifícios públicos e institucionais, como bibliotecas, hospitais e escolas).

GRAU 4: Utilização Severa

Puxadores para utilização em portas de elevada frequência e que são objecto de utilização violenta. (Edifícios públicos e institucionais, como estádios, casas de banho públicas).

2 DURABILIDADE

GRAU 6: Frequência média de utilização: Ensaio de durabilidade 100.000 ciclos.
 GRAU 7: Frequência alta de utilização: Ensaio de durabilidade 200.000 ciclos.

3 PESO DA PORTA.

Não aplicável.

4 APLICÁVEL EM PORTAS

Corta-fogo / fumo
 GRAU 0: Não aplicável.
 GRAU 1: Aplicável (EN 1634-1).

5 SEGURANÇA DE PESSOAS

GRAU 0: Uso normal.
 GRAU 1: Impossibilidade de causar ferimentos.

6 RESISTÊNCIA À CORROSÃO

Classificação de acordo com ensaio de nevoeiro salino neutro, segundo a norma EN 1670:2007.
 GRAU 0: Não definido.
 GRAU 1: 24h - Resistência fraca à corrosão.
 GRAU 2: 48h - Resistência moderada à corrosão.
 GRAU 3: 96h - Resistência alta à corrosão.
 GRAU 4: 240h - Resistência elevada à corrosão.

7 SEGURANÇA DE BENS

GRAU 0: Não aplicável em portas/sistemas de segurança.
 GRAU 1: Segurança mínima contra roubo.
 GRAU 2: Segurança baixa contra roubo.
 GRAU 3: Segurança média contra roubo.
 GRAU 4: Segurança alta contra roubo.

8 TIPO DE FUNCIONAMENTO

TIPO A: Puxador com mola compensadora.
 TIPO B: Puxador com mola em carga.
 TIPO U: Puxador sem mola.

EN1906 3 7 - 0 1 4 0 A

EXEMPLO: Corresponde a um puxador para uma utilização elevada com mola compensadora, submetido a ensaio de durabilidade de 200 000 ciclos. Destinado a ser utilizado em portas de edifícios onde existe probabilidade de ocorrência de acidentes ou de má utilização, não aprovado para portas corta-fogo e não se encontra apto para portas de segurança, elevada resistência à corrosão.

EN1906 DESCRIPTION

1 CATEGORY OF USE

GRADE 1: Light Use

Handles for doors or windows, houses or buildings, where there is a very low probability of the occurrence of accidents or vandalism. (Domestic situations, offices and areas where there is no general public access).

GRADE 2: Medium Use

Handles for doors or windows, houses or buildings, where there is a low probability of the occurrence of accidents or vandalism. (Domestic situations, internal offices and areas where is limited access to the general public).

GRADE 3: High Usage

Handles for doors or windows, houses or buildings, where there is a high frequency of use by users with little care and a high probability of accidents or vandalism (Public and institutional buildings, as libraries, hospitals and schools).

GRADE 4: Severe Use

Handles for doors or windows, houses or buildings, high frequency of use and are subject to violent use. (Public and institutional buildings, as stadiums, public toilets).

2 DURABILITY

GRADE 6: Medium frequency of use: test durability of 100,000 cycles.
 GRADE 7: High frequency of use: test durability of 200,000 cycles.

3 DOOR MASS

Not applicable.

4 FIRE RESISTANCE

Fire-proof / smoke
 GRADE 0: Not applicable
 GRADE 1: Applicable (EN 1634-1)

5 SAFETY

GRADE 0: Normal use
 GRADE 1: Inability to cause injury

6 CORROSION RESISTENCE

Classification according to salt spray test, according to EN 1670:2007.
 GRADE 0: Not defined.
 GRADE 1: 24h - Low resistance to corrosion.
 GRADE 2: 48h - Moderate resistance to corrosion.
 GRADE 3: 96h - High resistance to corrosion.
 GRADE 4: 240h - Very high resistance to corrosion.

7 SAFETY OF GOODS

GRADE 0: Not applicable in doors/safety systems.
 GRADE 1: Minimal security against theft.
 GRADE 2: Low security against theft.
 GRADE 3: Medium security against theft.
 GRADE 4: High security against theft.

8 TYPE OF OPERATION

TYPE A: handle with return spring.
 TYPE B: handle with spring loaded.
 TYPE U: handle without spring.

EN1906 3 7 - 0 1 4 0 A

EXAMPLE: Lever handle with high usage with test durability of 200.000 cycles. No fire proof. Unable to cause injury. Very high resistance to corrosion. Not applicable in safety doors. With return spring.

EN1906 DESCRIPCIÓN

1 CATEGORÍA DE USO

GRADO 1: Uso ligero

Manilla para puertas o ventanas de casas y edificios, donde hay una muy baja probabilidad de ocurrencia de accidentes o mal uso. (Situaciones internas, oficinas y áreas donde no hay acceso al público en general).

GRADO 2: Uso medio

Manillas para puertas o ventanas viviendas y edificios donde hay alguna probabilidad de accidentes o de uso indebido. (Situaciones internas, oficinas y áreas donde un acceso limitado al público en general).

GRADO 3: Uso intenso

Manillas para uso en las puertas de los edificios donde hay una alta frecuencia de uso de los usuarios con poca cuidado y una alta probabilidad de accidentes o uso indebido. (Edificios públicos y institucionales, como bibliotecas, hospitales y escuelas).

GRADO 4: Uso Severo

Manillas para puertas con alta frecuencia de uso y son objeto de uso violento. (Edificios públicos y institucionales, como estadios, baños públicos).

2 - DURABILIDAD

Grado 6: frecuencia media de uso: la prueba la durabilidad de 100.000 ciclos
 Grado 7: La alta frecuencia de uso: la prueba la durabilidad de 200.000 ciclos

3 - PESO DE LA PUERTA

No aplicable.

4 - RESISTENCIA AL FUEGO

Prueba de fuego / humo
 Nivel 0 - No aplicable
 Grado 1 - aplicable (EN 1634-1)

5 - SEGURIDAD DE LAS PERSONAS

Grado 0: Uso normal
 Grado 1: Imposibilidad de causar lesiones

6 - CORROSIÓN

Clasificación según la prueba de niebla salina, de acuerdo a la norma EN 1670:2007 Nivel 0 - No definido
 Grado 1 - 24h - baja resistencia a la corrosión
 Grado 2 - 48h - resistencia moderada a la corrosión
 Grado 3 - 96h - elevada resistencia a la corrosión
 Grado 4 - 240h - alta resistencia a la corrosión

7 - SEGURIDAD DE LOS BIENES

Nivel 0 - No se aplica
 Grado 1 - Mínimo de seguridad contra el robo
 Grado 2 - Baja seguridad contra el robo
 Grado 3 - seguridad media contra el robo
 Grado 4 - Alta seguridad contra el robo

8 - TIPO DE OPERACIÓN

Tipo A - con muelle
 Tipo B - con muelle en carga
 Tipo U - sin muelle

EN1906 3 7 - 0 1 4 0 A

EJEMPLO: Manilla con alta frecuencia de uso con una durabilidad mínima de 200.000 ciclos. No aplicable en puertas corta fuego. Con seguridad contra lesiones. Alta resistencia a la corrosión. No aplicable en puertas de seguridad. Con muelle compensadora.

ROSES & PLATES

SISTEMA FÁCIL DE INSTALAR /
EASY INSTALLATION SYSTEM /
SISTEMA FÁCIL DE MONTAR.



A JNF desenvolveu o sistema mais versátil do mercado, que permite a permuta entre todos os puxadores, rosetas e placas.

Esta conjugação é efectuada instantaneamente, sem recurso a ferramentas especiais.

JNF has developed the most versatile system on the market that allows the exchange between all handles roses and plates.

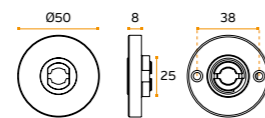


This combination is done instantly, without using special tools.

JNF ha desarrollado el sistema más versátil en el mercado que permite el intercambio entre los modelos de manillas, rosetas o placas.

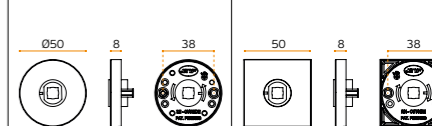

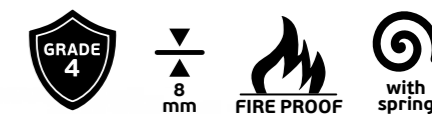
Esta combinación se hace instantáneamente, sin necesidad de utilizar herramientas especiales

**ROLLS
ROSE****Roseta sem
limitações****No limit
rose****Roseta
sin limites****RR08M
ROLLS ROSE****MATERIAL:** EN 1.4301 / AISI 304**ACABAMENTO / FINISH / ACABADO:**
STANDARD: SATINADO / SATIN / SATIN**OPTIONAL:** PVD TITANIUM COATED

.TB / .TG / .TCO / .TCH

RR08M**A ROSETA À PROVA DO TEMPO!
FABRICADA INTEGRALMENTE EM AÇO
INOX, COM ROLAMENTO DE ESFERAS
PARA PORTAS COM USO EXTREMO.****Roseta completa em aço inoxidável, resistente
à corrosão, com mola compensadora,
reversível, blindada, com rolamento de esferas.
Anti-fricção e anti-ruído, parafusos passantes
M4 a 38mm. O puxador não está fixo à base,
pode ser removido com ferramenta.
Modelo patenteado JNF /****TIME PROOF ROSE!
TOTALLY MADE IN STAINLESS STEEL,
WITH BALL BEARINGS FOR DOORS
WITH EXTREME USE.****Stainless steel complete rose, corrosion resistant,
with compensating spring, reversible, armored,
with ball bearings.
Anti-friction and anti-noise, M4 through screws
at 38mm. The handle is not fixed to the base,
it can be removed with a tool.
Patented JNF model /****LA ROSETA PROBADA POR EL TIEMPO!
FABRICADA ÍNTEGRAMENTE EN ACERO
INOXIDABLE, CON RODAMIENTOS DE BOLAS
PARA PUERTAS CON USO EXTREMO.****Roseta completa de aço inoxidável resistente a
la corrosión con muelle compensador, reversible,
blindada, con rodamiento de bolas. Antifricción y
antirruído, tornillos pasantes M4 a 38mm.
La manilla no está fijada a la base,
se puede quitar con una herramienta.
Modelo patentado JNF /**Para mais
informação
for more
information
A/240Para mais
informação
for more
information
A/242**GRADE
4
ARMOUR
ROSE****A melhor roseta
para a melhor
porta****The best rose
for the best
door****La mejor roseta
para la mejor
puerta****NEW
RE08M ROUND
ARMOUR ROSE**.TB .TG
.TCO .TCH
.P**NEW
QE08M SQUARE
ARMOUR ROSE**.TB .TG
.TCO .TCH
.P**MATERIAL:** EN 1.4301 / AISI 304**ACABAMENTO / FINISH / ACABADO:**
STANDARD: SATINADO / SATIN / SATIN**OPTIONAL:** PVD TITANIUM COATED

.TB / .TG / .TCO / .TCH

RE08M**QE08M****Roseta com base metálica fundida de liga
de zinco, resistente à corrosão com mola
compensadora reversível, blindada,
anti-fricção, anti-ruído, parafusos passantes
M4 a 38mm. O puxador não está fixo à base,
pode ser removido com ferramenta.
Modelo patenteado JNF /****Rose with metallic base made in zinc alloy,
corrosion resistant, with compensating spring,
reversible, armored, anti-friction and anti-noise,
M4 through screws at 38mm.
The handle is not fixed to the base,
it can be removed with a tool.
Patented JNF model /****Roseta con base metálica, en aleación de
zinco, resistente a la corrosión, con muelle de
compensación reversible, blindado, antifricción y
antirruído, tornillos pasantes M4 a 38 mm.
La manilla no está fija a la base, se puede quitar
con una herramienta. Modelo patentado JNF.***** 2.000.000 CYCLES***** 22 Anos com 250
aberturas diárias
22 Years with 250
daily openings
22 Años con 250
aperturas diarias****1** Corpo em aço inoxidável /
Stainless steel body /
Cuerpo de acero inoxidable.**2** Pinos em aço inoxidável /
Stainless steel pins /
Pinos en acero inoxidable**3** Aconselhado selante de rosca /
It's recommended to use thread sealant /
Aconsejado uso de sellador de hilo de rosca.**4** Rolamento de esferas /
Ball bearings /
Rodamientos de bolas.**5** Conjunto fixo por freio em aço inoxidável /
Set fixed by stainless steel circlip /
Conjunto sujetado por freno.**6** Mola em pré-carga. Permite aplicar
puxadores pesados / Pre-loaded spring.
Allows to install heavy handles.
Muelle en precarga. Permite manillas pesadas.**7** Limitador de curso 0° aos 45° /
Course limitation 0° to 45° /
Limitador de curso 0° hasta 45°.**8** Fixação da quadra do puxador. Sistema que
anula qualquer folga / Spindle handle fixing
point. Removes any possible gap /
Sujeción de cuadra de la manilla.
Sistema que cancela cualquier holgura.**9** Permite aplicar qualquer modelo de
puxador JNF / Possible to install
with any JNF lever handle /
Adaptable a todas las manillas JNF**10** Espelho rectificadado em aço inoxidável /
Rectified cover in stainless steel /
Cubierta rectificadada en acero inoxidable.**11** Rosca interior /
inner thread /
Hilo de rosca interior.**1.000.000 CYCLES****1** Corpo em liga de zinco /
Zinc alloy body /
Cuerpo de aleación de zinc.**2** Placa de fixação em nylon /
Nylon fixing plate /
Placa de fijación de nylon.**3** Mola em pré-carga. Permite aplicar
puxadores pesados / Pre-loaded
spring. Allows to install heavy handles /
Muelle en precarga. Permite manillas
pesadas.**4** Alojador do puxador em alumínio /
Lever handle coupling in aluminum /
Receptor de manilla en aluminio.**5** Limitador de curso em aço inoxidável /
Handle rotation limitation in stainless steel /
Limitador de curso de la manilla en acero
inoxidable.**6** Placa em liga de zinco /
Zinc alloy plate /
Placa en aleación de zinc.**7** Espelho rectificadado em aço inoxidável /
Rectified cover in stainless steel /
Espejo rectificadado en acero inoxidable.

BLOCK ROSE

A roseta de todos os dias

The everyday rose

La roseta para todos los días.



RC08M ROUND
BLOCK ROSE



QC08M SQUARE
BLOCK ROSE


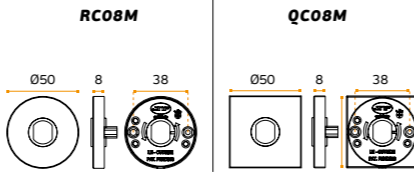


MATERIAL: EN 1.4301 / AISI 304


ACABAMENTO / FINISH / ACABADO:
STANDARD: SATINADO / SATIN / SATIN

OPTIONAL: PVD TITANIUM COATED

.TB / .TG / .TCO / .TCH



Para mais informação
for more
information
A/244



Para mais informação
for more
information
A/246

Roseta com base metálica fundida de liga de zinco, resistente à corrosão com mola compensadora, reversível, blindada, anti-fricção, anti-ruído, parafusos passantes M4 a 38mm. O puxador não está fixo à base, pode ser removido com ferramenta. Modelo patenteado JNF /

Rose with metallic base made in zinc alloy, corrosion resistant, with compensating spring, reversible, armored, anti-friction and anti-noise, M4 through screws to 38mm. The handle is not fixed to the base, it can be removed with a tool. Patented JNF model /

Roseta con base metálica, en aleación de zinco, resistente a la corrosión, con muelle de compensación reversible, blindado, antifricción y antirruído, tornillos pasantes M4 a 38 mm. La manilla no está fija a la base, se puede quitar con una herramienta. Modelo patentado JNF.

ONE CLICK

A roseta técnica para profissionais

The technical rose for professionals


La roseta técnica para profesionales



NEW
RD08M ROUND
ONE CLICK ROSE



NEW
QD08M SQUARE
ONE CLICK ROSE

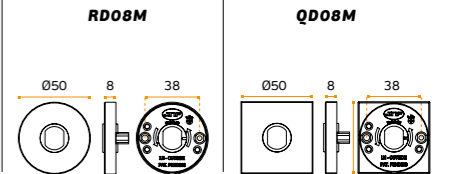


MATERIAL: EN 1.4301 / AISI 304

ACABAMENTO / FINISH / ACABADO:
STANDARD: SATINADO / SATIN / SATIN

OPTIONAL: PVD TITANIUM COATED

.TB / .TG / .TCO / .TCH



A JNF DESENVOLVEU A NOVA ROSETA ONE CLICK COM O SISTEMA DE INSTALAÇÃO MAIS RÁPIDO DO MERCADO, A LIGAÇÃO PERFEITA COM OS PUXADORES DO SISTEMA EASY FIX DA JNF.

Roseta com base metálica fundida de liga de zinco, resistente à corrosão, com mola compensadora, reversível, blindada, anti-fricção, anti-ruído. O puxador não está fixo à base, pode ser removido com ferramenta JNF. MODELO JNF PATENTEADO /

JNF HAS DEVELOPED THE NEW ONE CLICK ROSE WITH THE EASIEST AND FASTEST INSTALLATION SYSTEM ON THE MARKET, THE PERFECT CONNECTION WITH THE EASY FIX HANDLES FROM JNF.

Rose with metallic base made in zinc alloy, corrosion resistant, with compensating spring, reversible, armored, anti-friction and anti-noise. The handle is not fixed to the base, it can be removed with a tool. Patented JNF model /

JNF HA DESARROLLADO LA NUEVA ROSETA ONE CLICK CON LO SISTEMA DE INSTALACIÓN MÁS RÁPIDO DEL MERCADO, LA CONEXIÓN PERFECTA CON LAS MANILLAS DEL SISTEMA EASY FIX DE JNF.

Roseta con base metálica, en aleación de zinco, resistente a la corrosión, con muelle de compensación, reversible, blindado, antifricción, antirruído. La manilla no está fija a la base, se puede quitar con una herramienta. Modelo patentado JNF.



1.000.000 CYCLES



1. Corpo em liga de zinco / Zinc alloy body / Cuerpo de aleación de zinc.
2. Guia para parafusos passantes / Guide for trough screws / Guía para tornillos pasantes /.
3. Placa de fixação em nylon / Nylon fixing plate / Placa de fijación de nylon.
4. Pinos conectores / Connector assembly pins / pines conectores.
5. Mola reforçada / Reinforced spring / Muelle reforzado.
6. Alojador do puxador em nylon auto lubrificante / Lever handle coupling in self lubricant nylon / Receptor de manilla en nylon autolubrificante.
7. Placa em liga de zinco / Zinc alloy plate / Placa en aleación de zinc.
8. Espelho rectificadado em aço inoxidável / Rectified cover in stainless steel / Espejo rectificadado en acero inoxidable.



1.000.000 CYCLES



1. Corpo em liga de zinco / Zinc alloy body / Cuerpo de aleación de zinc.
2. Pino limitador de rotação / Rose rotation limitation pins / Pino limitador de rotación.
3. Placa de fixação em nylon / Nylon fixing sistem / Placa de fijación de nylon.
4. Pinos conectores / Connector assembly pins / pines conectores.
5. Mola reforçada / Reinforced spring / Muelle reforzado.
6. Alojador do puxador em nylon auto lubrificante / Lever handle coupling in self lubricant nylon / Receptor de manilla en nylon autolubrificante.
7. Placa em liga de zinco / Zinc alloy plate / Placa en aleación de zinc.
8. Espelho rectificadado em aço inoxidável / Rectified cover in stainless steel / Espejo rectificadado en acero inoxidable.





Sistema de
fixação rápida
para puxadores

Fast fixing
system for
lever handles

Sistema de
fijación rápida
para manillas

Easy Fix é um sistema de fixação rápida do conjunto de puxadores, rosetas ou placas. O tradicional sistema de fixação por parafuso Allen foi eliminado, sendo substituído por um sistema de fixação autoajustável. (EASY FIX)

Com este sistema, a instalação dos puxadores em obra é reduzida a +/- 7 segundos por conjunto, garantindo simultaneamente a carga de tração e torção exigida pela normativa EN.1906.

Easy Fix is a fast fixing system for lever handles, roses and plates. The traditional Allen screw fastening system has been eliminated and replaced with a self-adjusting fastening system (EASY FIX).

With this system, the handles installation on site is reduced to about 7 seconds per set, while ensuring the traction and torque load required by EN.1906.

Easy Fix es un sistema de fijación rápida para lo conjunto de manillas, rosetas o placas. Se eliminó lo tradicional sistema de fijación con tornillos Allen, siendo sustituido por un sistema de fijación autoajustable. (EASY FIX)

Con este sistema, la instalación de manillas en obra se reduce a +/- 7 segundos por partido, garantizando simultáneamente la carga de tracción y torsión exigida por la norma EN.1906.



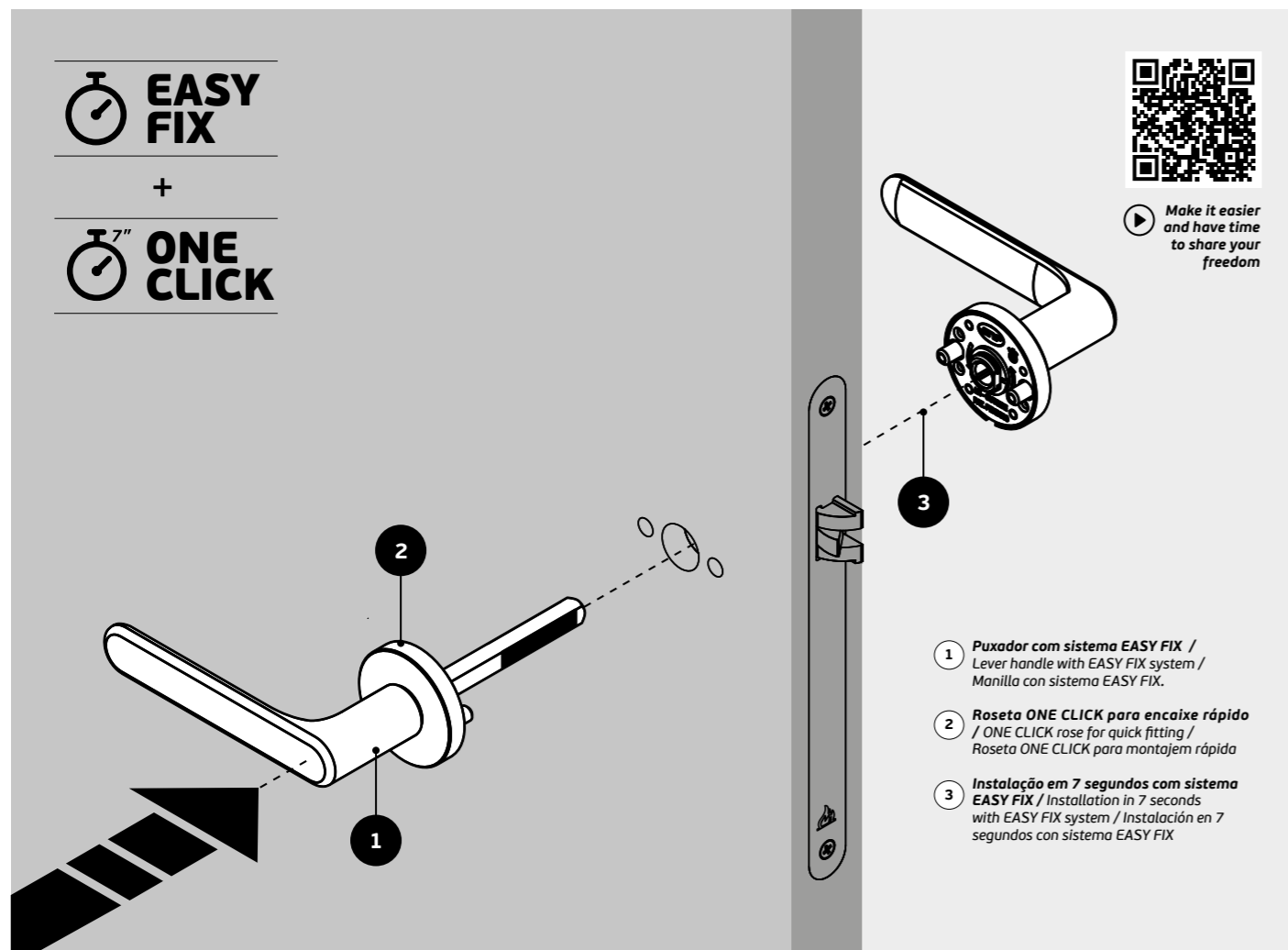
TOKYO - EASY FIX ONE CLICK
IN.00.177.EF.RD08M.TB



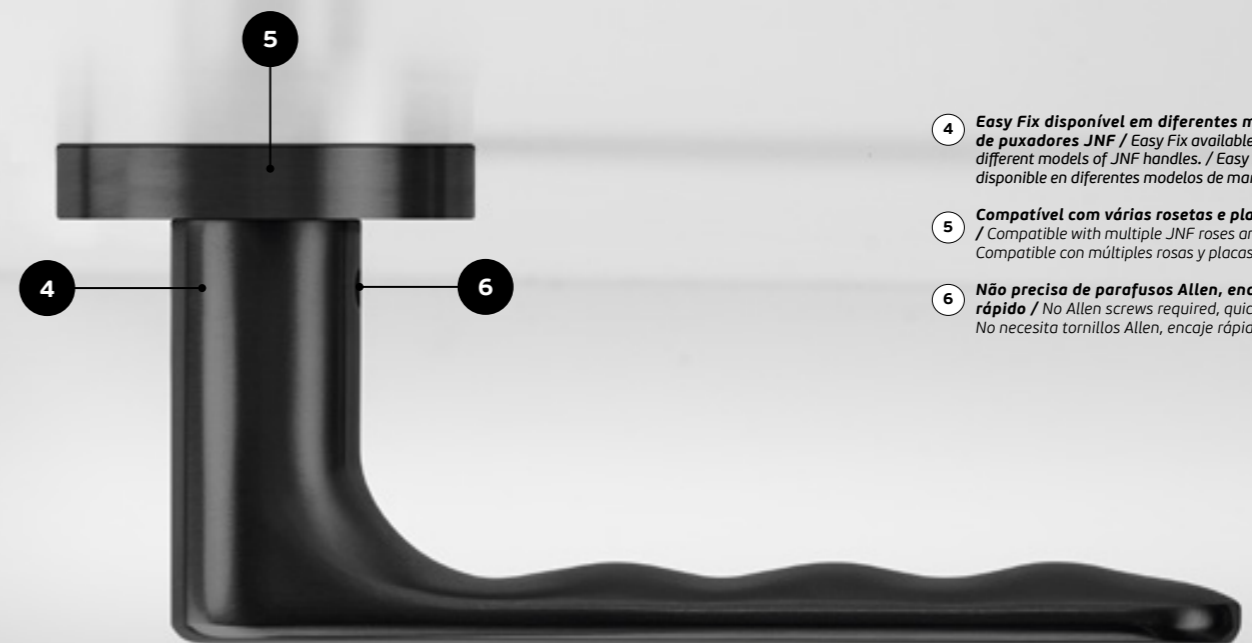
+



▶ *Make it easier
and have time
to share your
freedom*



- 1 Puxador com sistema EASY FIX /
Lever handle with EASY FIX system /
Manilla con sistema EASY FIX.
- 2 Roseta ONE CLICK para encaixe rápido
/ ONE CLICK rose for quick fitting /
Roseta ONE CLICK para montagem rápida
- 3 Instalação em 7 segundos com sistema
EASY FIX / Installation in 7 seconds
with EASY FIX system / Instalación en 7
segundos con sistema EASY FIX



- 4 *Easy Fix disponível em diferentes modelos de puxadores JNF / Easy Fix available in different models of JNF handles. / Easy Fix disponible en diferentes modelos de manillas JNF*
- 5 *Compatível com várias rosetas e placas JNF / Compatible with multiple JNF roses and plates / Compatible con múltiples rosas y placas JNF.*
- 6 *Não precisa de parafusos Allen, encaixe rápido / No Allen screws required, quick fit / No necesita tornillos Allen, encaje rápido.*



INSTALLATION IN
7 SECONDS

LESS IS
MORE
HEAVY
DUTY**Reduzir ao mínimo a
expressão visual e garantir
o uso intensivo!**Minimizing visual
expression and
ensure heavy duty!Minimizar la expresión
visual y garantizar
uso intensivo!THE Nº1
"LESS IS MORE"
ROSE IN THE
MARKET SINCE
2008**R01M.35 ROUND**
R01M.45 ROUND
LESS IS MORE.TB .TG
.TCO .TCH

R01M 3

LESS IS
MORE
HEAVY
DUTY**Q03M.35 SQUARE**
Q03M.45 SQUARE
LESS IS MORE.TB .TG
.TCO .TCH

Q03M 3

LESS IS
MORE
HEAVY
DUTY

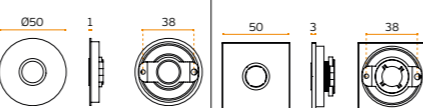
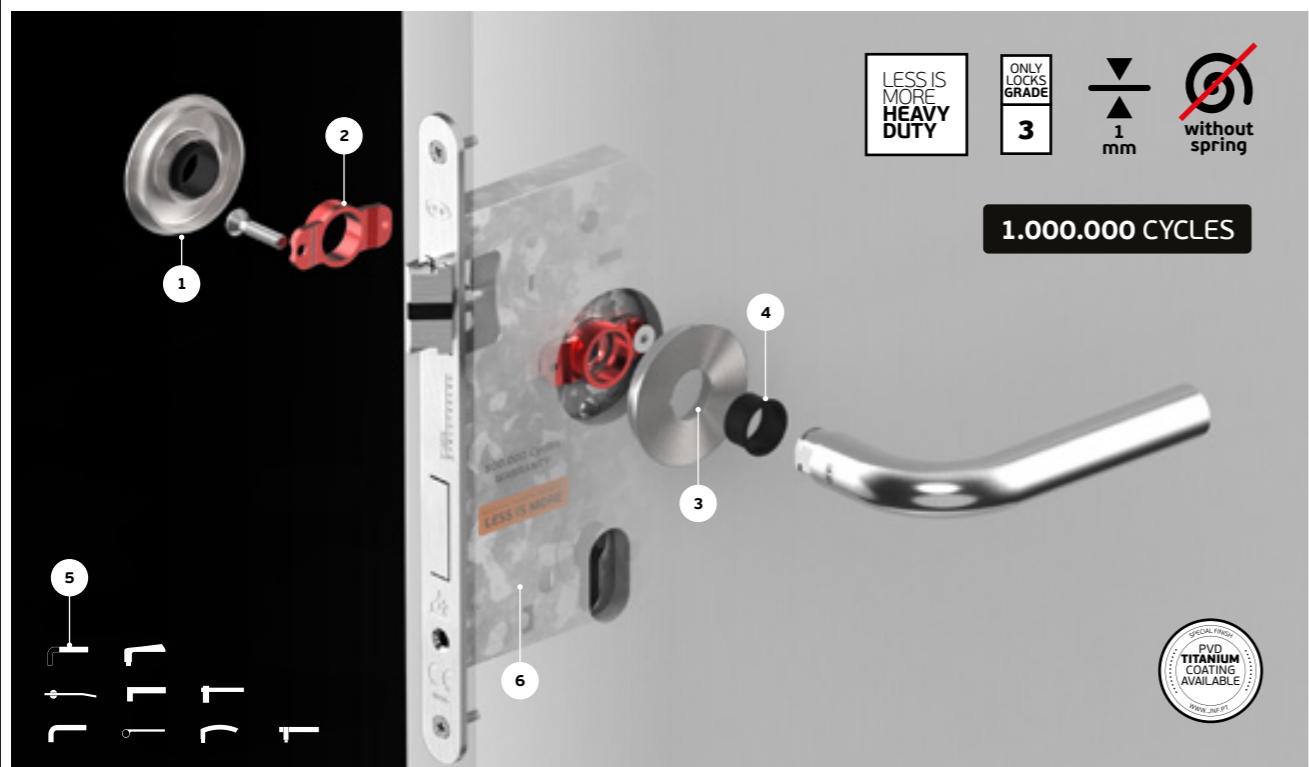
MATERIAL: EN 1.4301 / AISI 304

ACABAMENTO / FINISH / ACABADO:
STANDARD: SATINADO / SATIN / SATIN

OPTIONAL: PVD TITANIUM COATED

.TB / .TG / .TCO / .TCH

R01M.35 / R01M.45 Q03M.35 / Q03M.45


Para mais
informação
for more
information
A/248REDUZINDO AO MÍNIMO A EXPRESSÃO
DE ALGUNS ELEMENTOS, CONSEGUEM-SE FORMAS
DEPURADAS COM MAIOR VALOR ESTÉTICO.Sistema de roseta aplicável a qualquer modelo
de puxador JNF. Apenas 1mm de espessura
visível e simultaneamente com as fixações
ocultas. Possível aplicar em portas desde 35 a
54mm de espessura.BY MINIMIZING THE EXPRESSION OF CERTAIN
ELEMENTS, IT'S POSSIBLE TO REACH PURIFIED
FORMS WITH GREATER AESTHETIC VALUE.Rose system applicable with any JNF lever
handle model. Only 1mm thickness visible and
simultaneously with hidden fixings. Possible to use
in doors with 35 to 54mm thickness.REDUCIENDO AL MINIMO LA EXPRESION DE
ALGUNOS ELEMENTOS SE CONSIGUEN FORMAS
DEPURADAS CON MAYOR VALOR ESTÉTICO.Sistema de roseta aplicable a cualquier modelo
de manilla JNF. Sólo con 1mm de espesor visible
y simultáneamente con las fijaciones ocultas.
Posible de aplicar en puertas con
35 a 54mm de espesor.

LESS IS MORE / LESS IS MORE

1 Espelho reforçado em aço inox 1mm
visível / Stainless steel reinforced cover base
with visible 1mm / Roseta reforzada en acero
inox con 1mm visible.**2** Base metálica estriada com fixação
para parafuso DIN 7991 M4x20mm /
Metallic base with fixing for DIN 7991
M4x20mm screw / Base metálica estriada
con fijación para tornillo DIN 7991
M4x20mm.**3** Fixação do espelho por rosca /
Cover fixing by thread
fijación de cubierta por hilo de rosca**4** Anilha de nylon auto-lubrificante
Self-lubricating nylon washer /
Arandela de nylon autolubrificante**5** Permite aplicar qualquer modelo de
puxador JNF / Possible to install with
any JNF lever handle.

6

3
GRADEUso recomendado com
fechaduras de grau 3
e preparadas para
"LESS IS MORE"Recommended use
with grade 3 locks and
"LESS IS MORE" typeUso recomendado con
cerraduras de grado 3 y
tipo "LESS IS MORE"LESS IS
MORE
HEAVY
DUTY

EVEN
LESS

O original
"sem roseta"
está aqui!

The original
"no rose"
it's here!

El original
"sin roseta"
ya aqui!


 .TB .TG
 .TCO .TCH

 R01S 3
 EVEN
LESS

 R01S ROUND
EVEN LESS

 .TB .TG
 .TCO .TCH

 Q01S 3
 EVEN
LESS

 Q01S
EVEN LESS

MATERIAL: EN 1.4301 / AISI 304

 ACABAMENTO / FINISH / ACABADO:
 STANDARD: SATINADO / SATIN / SATIN

OPTIONAL: PVD TITANIUM COATED

.TB / .TG / .TCO / .TCH

R01S



Q01S



 Para mais
 informação
 for more
 information
 A/254

Roseta e acessórios, onde a presença dos elementos de fixação do puxador fica reduzida ao mínimo possível para garantir o funcionamento suave e preciso.

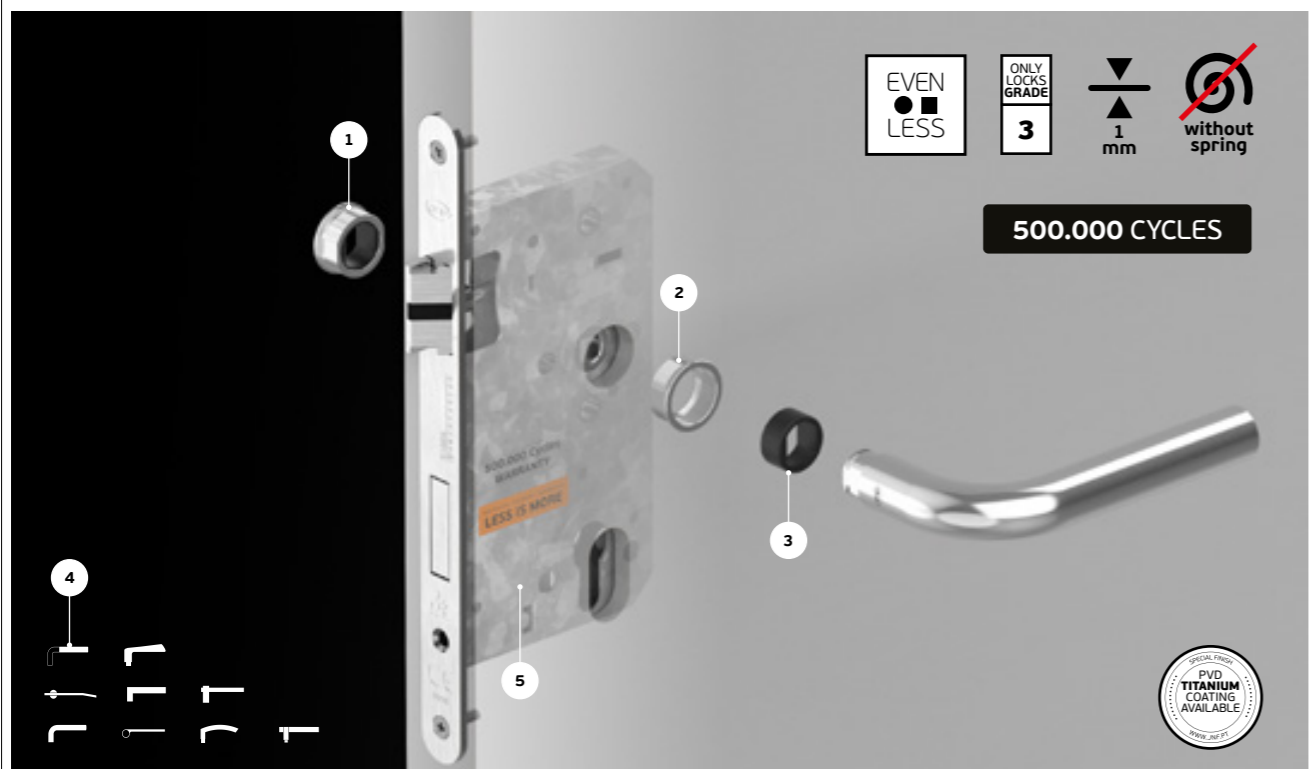
Com apenas 1mm de espessura visível, um diâmetro de 25mm e a possibilidade de ser aplicado com qualquer modelo de puxador JNF.

Rose and accessories, where the presence of fixing elements of the handle is reduced to the minimum possible to ensure the smooth and precise function.

With only 1mm. visible thick, 25mm diameter and a possibility to be applied with any type of JNF lever handle.

Roseta y accesorios, donde la presencia de fijación de la manilla se reduce al mínimo posible para asegurar el correcto y preciso funcionamiento.

Con sólo 1mm de espesor visible, 25mm de diámetro y una posibilidad de ser aplicado con cualquier tipo de manilla JNF.



EVEN • LESS / EVEN ■ LESS

1 Espelha em aço inox 1mm visível /
 Stainless steel cover base with visible 1mm /
 Roseta en acero inox con 1mm visible.

2 Base metálica estriada /
 Threaded metallic base /
 Base metálica roscada

3 Anilha de nylon auto-lubrificante
 Self-lubricating nylon washer /
 Arandela de nylon autolubrificante

4 Permite aplicar qualquer modelo de puxador JNF /
 Possible to install with any JNF lever handle /
 Permite aplicar cualquier modelo de manilla JNF.


 EVEN

 LESS

LESS IS
MORE
Light
version**Reduzindo ao mínimo
a expressão visual**Minimizing visual
expression!Minimizar la
expresión visual!.TB .TG
.TCO .TCH

R01N 2

LESS IS
MORE
Light
version.TB .TG
.TCO .TCH

Q01N 2

LESS IS
MORE
Light
version

MATERIAL: EN 1.4301 / AISI 304

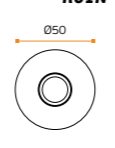
ACABAMENTO / FINISH / ACABADO:

STANDARD: SATINADO / SATIN / SATIN

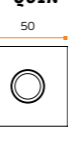

OPTIONAL: PVD TITANIUM COATED

.TB / .TG / .TCO / .TCH

R01N



Q01N

Para mais
informação
for more
information
A/256Para mais
informação
for more
information
A/258R01N
LESS IS MORE
Light versionQ01N
LESS IS MORE
Light version**REDUZINDO AO MÍNIMO A EXPRESSÃO
DE ALGUNS ELEMENTOS, CONSEGUIM-SE FORMAS
DEPURADAS COM MAIOR VALOR ESTÉTICO.**Sistema de roseta aplicável a qualquer modelo
de puxador JNF. Apenas 1mm de espessura
visível.**BY MINIMIZING THE EXPRESSION OF CERTAIN
ELEMENTS, IT'S POSSIBLE TO REACH PURIFIED
FORMS WITH GREATER AESTHETIC VALUE.**Rose system applicable with any JNF lever handle
model. Only 1mm thickness visible.**REDUCIENDO AL MINIMO LA EXPRESION DE
ALGUNOS ELEMENTOS SE SIGUIEN FORMAS
DEPURADAS CON MAYOR VALOR ESTÉTICO.**Sistema de roseta aplicable a cualquier modelo de
manilla JNF. Sólo con 1mm de espesor visible.LESS IS MORE
Light versionLESS IS MORE
Light version1 Espelho em aço inox 1mm /
Stainless steel cover base with 1mm /
Roseta en acero inox con 1mm.3 Anilha de nylon auto-lubrificante
Self-lubricating nylon washer /
Arandela de nylon autolubrificante2 Fixação do espelho com adesivo 3M /
Cover fixing with 3M adhesive
Fijación de cubierta con adhesivo 3M4 Permite aplicar qualquer modelo de
puxador JNF / Possible to install with
any JNF lever handle.

5

3
GRADEUso recomendado com
fechaduras de grau 3.Recommended use
with grade 3 locks.Uso recomendado con
cerraduras de grado 3.EVEN
LESS
Light
version**Reduzindo ao mínimo
a expressão visual**Minimizing visual
expression!Minimizar la
expresión visual!.TB .TG
.TCO .TCH

R01NS 2

EVEN
LESS
Light
version.TB .TG
.TCO .TCH

Q01NS 2

EVEN
LESS
Light
version

MATERIAL: EN 1.4301 / AISI 304

ACABAMENTO / FINISH / ACABADO:

STANDARD: SATINADO / SATIN / SATIN

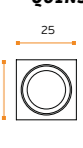

OPTIONAL: PVD TITANIUM COATED

.TB / .TG / .TCO / .TCH

R01NS



Q01NS

R01NS
EVEN LESS
Light versionQ01NS
EVEN LESS
Light version**Roseta e acessórios, onde a presença
dos elementos de fixação do puxador fica
reduzida ao mínimo possível para garantir o
funcionamento suave e preciso.**Com apenas 1mm de espessura visível, um
diâmetro de 25mm e a possibilidade de ser
aplicado com qualquer modelo de puxador JNF.**Rose and accessories, where the presence
of fixing elements of the handle is reduced to the
minimum possible to ensure the smooth
and precise function.**With only 1mm. visible thick, 25mm diameter
and a possibility to be applied with any type of
JNF lever handle.**Roseta y accesorios, donde la presencia de fijación
de la manilla se reduce al mínimo posible
para asegurar el correcto y preciso
funcionamiento.**Con sólo 1mm de espesor visible, 25mm de
diámetro y una posibilidad de ser aplicado con
cualquier tipo de manilla JNF.EVEN LESS
Light versionEVEN LESS
Light version1 Espelho em aço inox 1mm /
Stainless steel cover base with 1mm /
Roseta en acero inox con 1mm.3 Anilha de nylon auto-lubrificante
Self-lubricating nylon washer /
Arandela de nylon autolubrificante2 Fixação do espelho com adesivo 3M /
Cover fixing with 3M adhesive
Fijación de cubierta con adhesivo 3M4 Permite aplicar qualquer modelo de
puxador JNF / Possible to install with
any JNF lever handle.

5

3
GRADEUso recomendado com
fechaduras de grau 3.Recommended use
with grade 3 locks.Uso recomendado con
cerraduras de grado 3.

REF. Model PAG:	PHOTO	▽ ▲ mm	GRADE CYCLES FIRE RATED	SPRING ----- SPRING TYPE	QUICK INSTALL FIXING TYPE	RECOMMENDED LOCK TYPE	Compatible accessories		
							EC TYPE	PZ TYPE	EC TYPE
Q01N LESS IS MORE Light Version Square rose PAG: A/000		1	2 200.000 N/A	NO -	QUIK INSTAL ADHESIVE 3M	 ONLY LOCKS GRADE 3	IN.04.QP01N	IN.04.QY01N	IN.04.013
Q01NS EVEN LESS Light Version Square PAG: A/000		1	2 200.000 N/A	NO -	QUIK INSTAL ADHESIVE 3M	 ONLY LOCKS GRADE 3	IN.04.QP01NS	IN.04.QY01NS	IN.04.008
Q01S EVEN LESS SQUARE PAG: A/000		1	3 500.000 N/A	NO -	QUIK INSTAL	 ONLY LOCKS GRADE 3	IN.04.QP01S	IN.04.QY01S	IN.04.010
Q03M LESS IS MORE Heavy Duty Square rose PAG: A/000		8	3 1.000.000 N/A	NO -	N/A Through Screws CC - 38mm	 ONLY LOCKS GRADE 3	IN.04.QP03M	IN.04.QY03M IN.04.QY03MB	IN.04.014
QC08M BLOCK ROSE Square PAG: A/000		8	3 1.000.000 	NO -	N/A Through Screws CC - 38mm	-	IN.04.QP03M	IN.04.QY03M IN.04.QY03M	IN.04.014
QC08N ROSE Square PAG: A/000		8	3 200.000 N/A	YES SPRING LOAD	N/A Through Screws CC - 38mm	-	IN.04.29Q.P08N	IN.04.29Q.Y08N	-
QD08M ONE CLICK Square rose PAG: A/000		8	3 1.000.000 	YES SPRING LOAD	N/A Through Screws CC - 38mm	-	IN.04.29Q.P08N	IN.04.29Q.Y08N	-
QE08M ARMOUR ROSE Square PAG: A/000		8	4 1.000.000 	YES SPRING LOAD	N/A Through Screws CC - 38mm	-	IN.04.29Q.P08N	IN.04.29Q.Y08N	-
RO1M LESS IS MORE Heavy Duty Round rose PAG: A/000		1	3 1.000.000 N/A	NO -	N/A Through Screws CC - 38mm	 ONLY LOCKS GRADE 3	IN.04.RP01N	IN.04.RY01M IN.04.RY01MB	IN.04.004 IN.04.006
RO1N LESS IS MORE Light Version Round rose PAG: A/000		1	2 200.000 	NO -	QUIK INSTAL ADHESIVE 3M	 ONLY LOCKS GRADE 3	IN.04.RP01N	IN.04.RY01MB	IN.04.003
RO1NS EVEN LESS Light Version Round rose PAG: A/000		1	2 200.000 N/A	NO -	QUIK INSTAL ADHESIVE 3M	 ONLY LOCKS GRADE 3	IN.04.RP01NS	IN.04.RY01S	IN.04.008
RO1S EVEN LESS Round rose PAG: A/000		1	3 500.000 	NO -	QUIK INSTAL ADHESIVE 3M	 ONLY LOCKS GRADE 3	IN.04.RP01S	IN.04.RY01S	IN.04.009
RO4M Round rose PAG: A/000		4	2 200.000	NO -	N/A Through Screws CC - 30mm CC - 38mm	 ONLY LOCKS GRADE 3	IN.04.28R.P04M	IN.04.28R.Y04M	IN.04.238
RC08M BLOCK ROSE Round PAG: A/000		8	3 1.000.000 	YES SPRING LOAD	N/A Through Screws CC - 38mm	-	IN.04.28R.P08N	IN.04.28R.Y08N	IN.04.101 IN.04.112 ...
RB08M Round rose PAG: A/000		8	3 1.000.000 	YES SPRING LOAD	N/A Through Screws CC - 38mm	-	IN.04.28R.P08N	IN.04.28R.Y08N	IN.04.101 IN.04.112 ...
RC08N Round rose PAG: A/000		8	3 200.000 N/A	YES SPRING LOAD	N/A Through Screws CC - 38mm	-	IN.04.28R.P08N	IN.04.28R.Y08N	-

REF. Model PAG:	PHOTO	▽ ▲ mm	GRADE CYCLES FIRE RATED	SPRING ----- SPRING TYPE	QUICK INSTALL FIXING TYPE	RECOMMENDED LOCK TYPE	Compatible accessories		
							EC TYPE	PZ TYPE	EC TYPE
RO4M Round rose PAG: A/000		4	2 200.000	NO -	N/A Through Screws CC - 30mm CC - 38mm	 ONLY LOCKS GRADE 3	IN.04.28R.P04M	IN.04.28R.Y04M	IN.04.238
RC08M BLOCK ROSE Round PAG: A/000		8	3 1.000.000 	YES SPRING LOAD	N/A Through Screws CC - 38mm	-	IN.04.28R.P08N	IN.04.28R.Y08N	IN.04.101 IN.04.112 ...
RB08M Round rose PAG: A/000		8	3 1.000.000 	YES SPRING LOAD	N/A Through Screws CC - 38mm	-	IN.04.28R.P08N	IN.04.28R.Y08N	IN.04.101 IN.04.112 ...
RB08MS Round rose PAG: A/000		8	3 200.000 N/A	NO -	N/A Through Screws CC - 38mm	-	IN.04.28R.P08N	IN.04.28R.Y08N	IN.04.101 IN.04.112 ...
RC08N Round rose PAG: A/000		8	3 200.000 N/A	YES SPRING LOAD	N/A Through Screws CC - 38mm	-	IN.04.28R.P08N	IN.04.28R.Y08N	-
RD08M ONE CLICK Round rose PAG: A/000		8	3 1.000.000 	YES SPRING LOAD	QUIK INSTAL Metal pins CC - 38mm	-	IN.04.28R.P08N	IN.04.28R.Y08N	IN.04.101 IN.04.112 ...
RE08M ARMOUR ROSE Round rose PAG: A/000		8	4 1.000.000 	YES SPRING LOAD	N/A Through Screws CC - 38mm	-	IN.04.28R.P08N	IN.04.28R.Y08N	-
RR08M ROLLS ROSE Round rose PAG: A/000		8	4 2.000.000 	YES SPRING LOAD	QUIK INSTAL Metal pins CC - 38mm	-	IN.04.28R.P08N	IN.04.28R.Y08N	-
RT32M RECTANGULAR Rose PAG: A/000		10	3 200.000 N/A	YES DOUBLE ACTION	N/A Screws CC - 50mm	-	-	IN.04.36RT.Y10M IN.04.35RT	-
O02M OVAL Rose PAG: A/000		2	2 200.000 N/A	NO -	N/A Screws CC - 50mm	 ONLY LOCKS GRADE 3	-	-	-
O04M OVAL Rose PAG: A/000		4	2 200.000 N/A	NO -	N/A Screws CC - 50mm	 ONLY LOCKS GRADE 3	IN.04.28O.P04M	IN.04.28O.Y04M	IN.04.286
O08M OVAL Rose PAG: A/000		13	2 200.000 N/A	NO -	N/A Screws CC - 50mm	 ONLY LOCKS GRADE 3	-	-	-
O32M OVAL Rose PAG: A/000		10	3 200.000 N/A	YES DOUBLE ACTION	N/A Screws CC - 50mm	-	-	IN.04.36O.Y10M	-

ART DECO COLLECTION

A JNF DESENVOLVEU UMA NOVA SÉRIE DE PUXADORES INSPIRADOS NO MOVIMENTO ART DECO, ORIGINÁRIO DA DÉCADA DE 1920, CARACTERIZADA PELO USO DE FORMAS GEOMÉTRICAS E ESTILIZADAS.

A SOFISTICAÇÃO DESTA LINHA, JUNTAMENTE COM A TECNOLOGIA DE MAQUINAÇÃO ACTUAL E O ACABAMENTO MANUAL PERMITE UMA PERFEITA INTEGRAÇÃO NA ARQUITETURA ACTUAL.

O AÇO INOXIDÁVEL COMO MATERIAL PRINCIPAL, EM CONJUNTO COM ACABAMENTOS DE TITÂNIO PVD GARANTE PEÇAS INTEMPORAIS.

JNF developed a new series of handles inspired in the Art Deco movement, originated in 1920's, which was characterized by the use of geometric and stylized shapes.

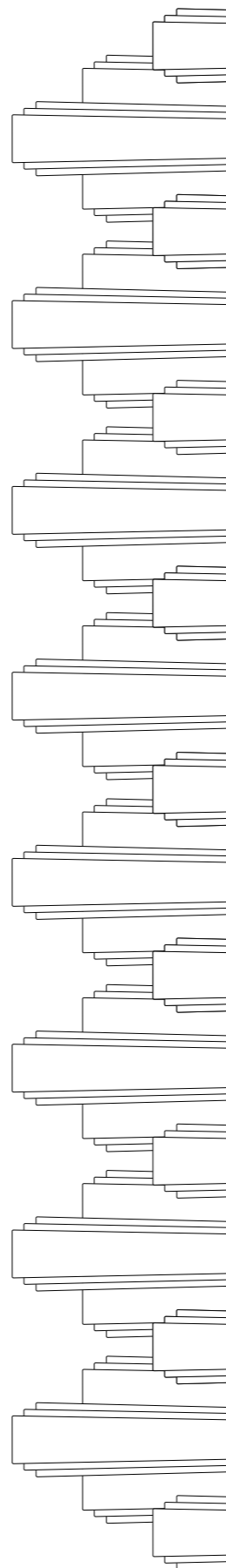
The sophistication of this line, together with actual technology of machinery and hand crafted finish allows perfect integration in actual architecture.

The stainless steel as main material, along the PVD Titanium finishes ensures life time pieces, with a streamlined look.

JNF ha desarrollado una nueva serie de pomos inspirados en el movimiento Art Deco, originario de la década de 1920, caracterizados por el uso de formas geométricas y estilizadas.

La sofisticación de esta línea, junto con la tecnología actual de mecanizado y acabado manual, permite una perfecta integración en la arquitectura actual.

El acero inoxidable como material principal, junto con los acabados en PVD Titanio garantizan piezas atemporales.



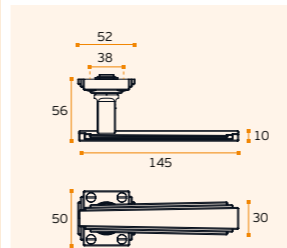
ART DECO

PUXADORES E ACESSÓRIOS /
LEVER HANDLES AND ACCESSORIES /
MANILLAS Y ACCESORIOS.

NEW

**IN.00.470.P** ART DECOPuxador de porta com roseta /
Door lever handle with rose / Manilla de puerta con roseta.
Design: Christian Magalhães

.TB .TG .TCO .TCH



MATERIAL: EN 1.4301 / AISI 304

ACABAMENTO / FINISH STANDARD:

IN.00.470: SATINADO / SATIN

IN.00.470.P: POLIDO / POLISHED

OPTIONAL: PVD TITANIUM COATED (SATIN)

.TB / .TG / .TCO / .TCH

SOLID ■
EN1906 7-1030B

NEW

**IN.00.471.P** ART DECOPuxador de porta / Door lever
handle / Manilla de puerta.
Design: Christian Magalhães

.TB .TG .TCO .TCH

MATERIAL: EN 1.4301 / AISI 304

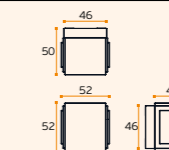
ACABAMENTO / FINISH STANDARD:

IN.00.471: SATINADO / SATIN

IN.00.471.P: POLIDO / POLISHED

OPTIONAL: PVD TITANIUM COATED (SATIN)

.TB / .TG / .TCO / .TCH



NEW

**IN.16.470.P** ART DECOConcah de embutir / Concealed
flush handle / Cazoleta de embutir.
Design: Christian Magalhães

.TB .TG .TCO .TCH

MATERIAL: EN 1.4301 / AISI 304

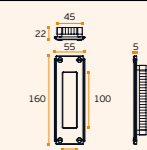
ACABAMENTO / FINISH STANDARD:

IN.16.470: SATINADO / SATIN

IN.16.470.P: POLIDO / POLISHED

OPTIONAL: PVD TITANIUM COATED (SATIN)

.TB / .TG / .TCO / .TCH



NEW

**IN.04.471.QP.P** ART DECOEntrada de chave metálica para
chave normal / Metallic key
hole for normal key / Bocallave
metálica para llave normal.
Design: Christian Magalhães

.TB .TG .TCO .TCH

MATERIAL: EN 1.4301 / AISI 304

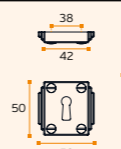
ACABAMENTO / FINISH STANDARD:

IN.04.471.QP: SATINADO / SATIN

IN.04.471.QP.P: POLIDO / POLISHED

OPTIONAL: PVD TITANIUM COATED (SATIN)

.TB / .TG / .TCO / .TCH



NEW

**IN.04.471.QY.P** ART DECOEntrada de chave metálica para
cilindro europeu / Metallic key
hole for European cylinder / Bocallave
metálica para bombillo europeo.
Design: Christian Magalhães

.TB .TG .TCO .TCH

MATERIAL: EN 1.4301 / AISI 304

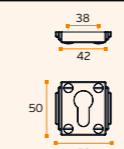
ACABAMENTO / FINISH STANDARD:

IN.04.471.QY: SATINADO / SATIN


IN.04.471.QY.P: POLIDO / POLISHED

OPTIONAL: PVD TITANIUM COATED (SATIN)

.TB / .TG / .TCO / .TCH



NEW

**IN.04.470.P** ART DECOFecho de WC sem indicador de cor "Livre/Ocupado" /
Bathroom lock without colour indicator "Vacant / Occupied" /
Cierre de baño sin el indicador del color "Libre/Ocupado".
Design: Christian Magalhães

.TB .TG .TCO .TCH

MATERIAL: EN 1.4301 / AISI 304

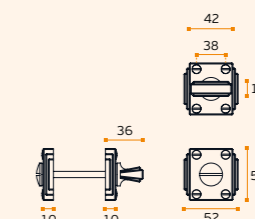
ACABAMENTO / FINISH STANDARD:

IN.04.470: SATINADO / SATIN

IN.04.470.P: POLIDO / POLISHED

OPTIONAL: PVD TITANIUM COATED (SATIN)

.TB / .TG / .TCO / .TCH



Pag.240



Pag.340



Pag.264



Pag.272



Pag.282

ART DECO

PUXADORES E ACESSÓRIOS /
 LEVER HANDLES AND ACCESSORIES /
 MANILLAS Y ACCESORIOS.

NEW

IN.00.472.EC.P ART DECO

Puxador de porta com placa e com mola para chave normal /
 Lever handle with plate with spring for normal key /
 Manilla con placa con muelle con para llave de normal.
 Design: Christian Magalhães

MATERIAL: EN 1.4301 / AISI 304

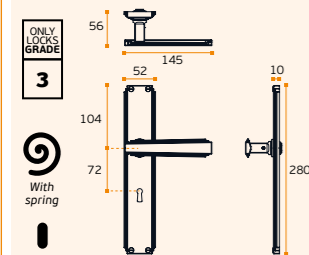
ACABAMENTO / FINISH STANDARD:

IN.00.472.EC: SATINADO / SATIN

IN.00.472.EC.P: POLIDO / POLISHED

OPTIONAL: PVD TITANIUM COATED (SATIN)

.TB / .TG / .TCO / .TCH



EN1906 3 7 - 0 0 3 0 B SOLID ■

NEW

IN.00.472.PZ.P ART DECO

Puxador de porta com placa e com mola para cilindro europeu /
 Door lever handle with plate and with spring for european cylinder /
 Manilla de puerta con placa y con muelle para cilindro europeo.
 Design: Christian Magalhães

MATERIAL: EN 1.4301 / AISI 304

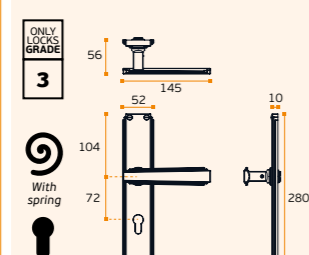
ACABAMENTO / FINISH STANDARD:

IN.00.472.PZ: SATINADO / SATIN

IN.00.472.PZ.P: POLIDO / POLISHED

OPTIONAL: PVD TITANIUM COATED (SATIN)

.TB / .TG / .TCO / .TCH



EN1906 3 7 - 0 0 3 0 B SOLID ■



IN.00.472.B.P

.P
Mirror
finish.TB
PVD
Titanium
black.TG
PVD
Titanium
gold.TCO
PVD
Titanium
copper.TCH
PVD
Titanium
chocolate

NEW

IN.00.472.B.P ART DECO

Puxador de porta com placa e mola e com botão /
 Door lever handle with plate and spring and with button /
 Manilla de puerta con placa y muelle y con botón.
 Design: Christian Magalhães

MATERIAL: EN 1.4301 / AISI 304

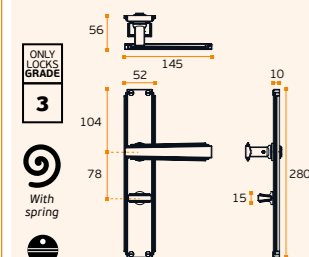
ACABAMENTO / FINISH STANDARD:

IN.00.472.B: SATINADO / SATIN

IN.00.472.B.P: POLIDO / POLISHED

OPTIONAL: PVD TITANIUM COATED (SATIN)

.TB / .TG / .TCO / .TCH



EN1906 3 7 - 0 0 3 0 B SOLID ■

NEW

IN.00.472.SF.P ART DECO

Puxador de porta com placa cega e com mola /
 Door lever handle with blind plate and with spring /
 Manilla de puerta con placa ciega y con muelle.
 Design: Christian Magalhães

MATERIAL: EN 1.4301 / AISI 304

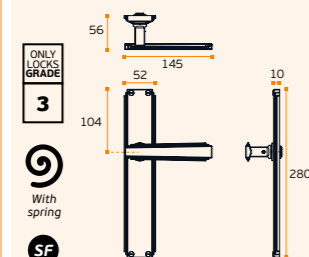
ACABAMENTO / FINISH STANDARD:

IN.00.472.SF: SATINADO / SATIN

IN.00.472.SF.P: POLIDO / POLISHED

OPTIONAL: PVD TITANIUM COATED (SATIN)

.TB / .TG / .TCO / .TCH



EN1906 3 7 - 0 0 3 0 B SOLID ■



IN.00.472.EC.P



IN.00.472.PZ.P



IN.00.472.SF.P

IN.16.471.P ART DECO

Placa cega para porta /
 Blind plate for door /
 Placa ciega para puerta.
 Design: Christian Magalhães

MATERIAL:

EN 1.4301 / AISI 304

ACABAMENTO polido /

FINISH: polished /

Acabado: polido

Pag.240

Pag.340

Pag.264

Pag.272

Pag.282



ART DECO

PUXADORES E ACESSÓRIOS /
LEVER HANDLES AND ACCESSORIES /
MANILLAS Y ACCESORIOS.

NEW

IN.07.470.D.P ART DECO

Asa de porta dupla /
Double door handle /
Manillon de puerta doble.
Design: Christian Magalhães

.TB .TG .TCO .TCH

MATERIAL: EN 1.4301 / AISI 304

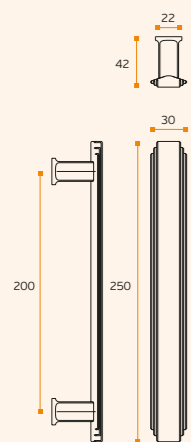
ACABAMENTO / FINISH STANDARD:

IN.07.470.D: SATINADO / SATIN

IN.07.470.D.P: POLIDO / POLISHED

OPTIONAL: PVD TITANIUM COATED (SATIN)

.TB / .TG / .TCO / .TCH



SOLID ■

ACESSÓRIOS / ACCESSORIES

MFU M6 --- INCLUDED

OPCIONAL VIDRO / OPTIONAL GLASS

IN.08.MFU.DV.19
Dupla para vidro / double glassIN.08.MFU.SV.19
Simples vidro / single glass

NEW

IN.07.471.S.P ART DECO

Asa de porta simples /
Simple door handle /
Manillon de puerta simple.
Design: Christian Magalhães

.TB .TG .TCO .TCH

MATERIAL: EN 1.4301 / AISI 304

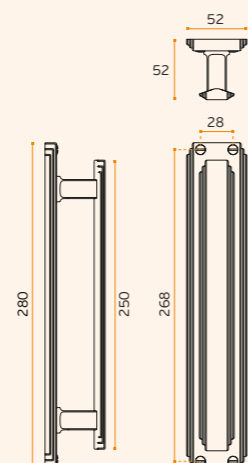
ACABAMENTO / FINISH STANDARD:

IN.07.471.S: SATINADO / SATIN

IN.07.471.S.P: POLIDO / POLISHED

OPTIONAL: PVD TITANIUM COATED (SATIN)

.TB / .TG / .TCO / .TCH



SOLID ■

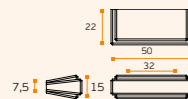
.P
Mirror
finish.TB
PVD
Titanium
black.TG
PVD
Titanium
gold.TCO
PVD
Titanium
copper.TCH
PVD
Titanium
chocolate

NEW

IN.22.470.32.P ART DECO

Puxador de móvel /
Furniture knob /
Pomo de mueble.

.TB .TG .TCO .TCH



SOLID ■

MATERIAL: EN 1.4301 / AISI 304

ACABAMENTO / FINISH STANDARD:

IN.22.470.32: SATINADO / SATIN

IN.22.470.32.P: POLIDO / POLISHED

OPTIONAL: PVD TITANIUM COATED (SATIN)

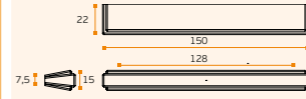
.TB / .TG / .TCO / .TCH

NEW

IN.22.470.128.P ART DECO

Puxador de móvel /
Furniture knob /
Pomo de mueble.

.TB .TG .TCO .TCH



SOLID ■

MATERIAL: EN 1.4301 / AISI 304

ACABAMENTO / FINISH STANDARD:

IN.22.470.128: SATINADO / SATIN

IN.22.470.128.P: POLIDO / POLISHED

OPTIONAL: PVD TITANIUM COATED (SATIN)

.TB / .TG / .TCO / .TCH




Pag.240

Pag.340

Pag.264

Pag.272

Pag.282



BAUHAUS COLLECTION

PUXADORES E ACESSÓRIOS /
LEVER HANDLES AND ACCESSORIES /
MANILLAS Y ACCESORIOS.IMAGE / IMAGEM:
IN.00.480.BWBAUHAUS
COLLECTION

Em 1923, Walter Gropius criou uma peça que foi a síntese da Escola da Bauhaus aplicada a um só objeto: um puxador funcional, simples e elegante. A JNF recria-o, mantendo a matriz original, mas inovando nos materiais e na técnica.

O aço inoxidável é a matéria-prima dominante, à qual se aliam outros materiais, tais como a madeira, o acetato de celulose ou, ainda, acabamentos com titânio PVD.

A gama de combinações é vasta e prima pelo equilíbrio. O resultado é um puxador de inspiração histórica, criado segundo uma elegância da forma submetida à função.

In 1923, Walter Gropius created a piece that was the synthesis of the Bauhaus School applied to a single object: a functional, simple and elegant handle. JNF recreates it, keeping the original matrix, but innovating in the materials and technique.

Stainless steel is the dominant raw material, to which other materials, such as wood, cellulose acetate or even titanium PVD finishes.

The range of combinations is vast and balanced. The result is a handle with a historical inspiration, created according to an elegance of form subjected to function.

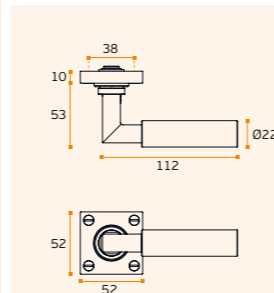
En 1923, Walter Gropius creó una pieza que era la síntesis de la Escuela de la Bauhaus aplicada a un solo objeto: un tirador funcional, sencillo y elegante. JNF lo recrea, manteniendo la matriz original, pero innovando en los materiales y en la técnica.

El acero inoxidable es la materia prima dominante, a la que se suman otras materiales, como la madera, el acetato de celulosa o incluso los acabados de PVD de titanio. con PVD de titanio.

La gama de combinaciones es amplia y equilibrada. El resultado es una manilla de inspiración histórica, creada según una elegancia de la forma sometida a la función.



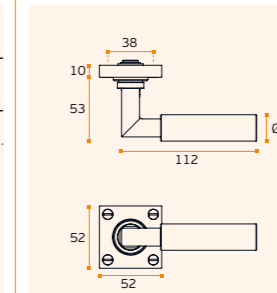
NEW

.P
Mirror
finish**.TB**
PVD
Titanium
black**.TG**
PVD
Titanium
gold**.TCO**
PVD
Titanium
copper**.TCH**
PVD
Titanium
chocolate**IN.00.480.C** BAUHAUS OAK
Puxador de porta com roseta /
Door lever handle with rose /
Manilla de puerta con roseta.**.TB** **.TG** **.TCO** **.TCH****MATERIAL:** EN 1.4301 / AISI 304 +
MADEIRA / WOOD / MADERA**ACABAMENTO / FINISH / ACABADO:**
STANDARD: SATINADO / SATIN / SATIN**OPTIONAL:** PVD TITANIUM COATED**.TB / .TG / .TCO / .TCH**NATURAL
WOOD EN1906 3 7 - 0 0 3 0 B

SOLID ■

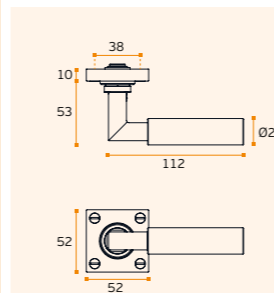
With
spring

NEW

**IN.00.480.BE** BAUHAUS BIRCH
Puxador de porta com roseta /
Door lever handle with rose /
Manilla de puerta con roseta.**.TB** **.TG** **.TCO** **.TCH****MATERIAL:** EN 1.4301 / AISI 304 +
MADEIRA / WOOD / MADERA**ACABAMENTO / FINISH / ACABADO:**
STANDARD: SATINADO / SATIN / SATIN**OPTIONAL:** PVD TITANIUM COATED**.TB / .TG / .TCO / .TCH**NATURAL
WOOD EN1906 3 7 - 0 0 3 0 B

SOLID ■

NEW

**IN.00.480.BB** BAUHAUS BAMBOO
Puxador de porta com roseta /
Door lever handle with rose /
Manilla de puerta con roseta.**.TB** **.TG** **.TCO** **.TCH****MATERIAL:** EN 1.4301 / AISI 304 +
MADEIRA / WOOD / MADERA**ACABAMENTO / FINISH / ACABADO:**
STANDARD: SATINADO / SATIN / SATIN**OPTIONAL:** PVD TITANIUM COATED**.TB / .TG / .TCO / .TCH**NATURAL
WOOD EN1906 3 7 - 0 0 3 0 B

SOLID ■



Pag.240



Pag.340



Pag.264

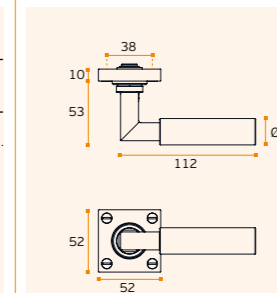


Pag.272



Pag.282

NEW

**IN.00.480.BW** BAUHAUS BLACKWOOD
Puxador de porta com roseta /
Door lever handle with rose /
Manilla de puerta con roseta.**.TB** **.TG** **.TCO** **.TCH****MATERIAL:** EN 1.4301 / AISI 304 +
MADEIRA / WOOD / MADERA**ACABAMENTO / FINISH / ACABADO:**
STANDARD: SATINADO / SATIN / SATIN**OPTIONAL:** PVD TITANIUM COATED**.TB / .TG / .TCO / .TCH**NATURAL
WOOD EN1906 3 7 - 0 0 3 0 B

SOLID ■

BAUHAUS COLLECTION

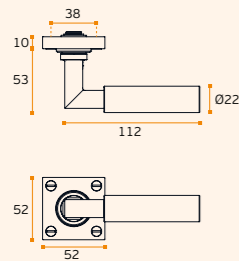
PUXADORES E ACESSÓRIOS / LEVER HANDLES AND ACCESSORIES / MANILLAS Y ACCESORIOS.

NEW



IN.00.480.OP2 BAUHAUS OPTIC 2
Puxador de porta com roseta / Door lever handle with rose / Manilla de puerta con roseta.

.P .TB .TG .TCO .TCH



MATERIAL: EN 1.4301 / AISI 304 + CELLULOSE ACETATE
ACABAMENTO / FINISH / ACABADO: STANDARD: SATINADO / SATIN / SATIN
OPTIONAL: PVD TITANIUM COATED
.TB / .TG / .TCO / .TCH

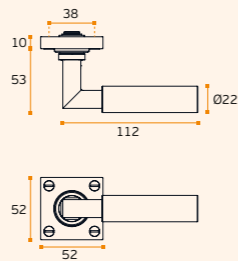
SOLID ■ EN1906 3 7 - 0 0 3 1 0 B

NEW



IN.00.480.OP1 BAUHAUS OPTIC 1
Puxador de porta com roseta / Door lever handle with rose / Manilla de puerta con roseta.

.P .TB .TG .TCO .TCH



MATERIAL: EN 1.4301 / AISI 304 + CELLULOSE ACETATE
ACABAMENTO / FINISH / ACABADO: STANDARD: SATINADO / SATIN / SATIN
OPTIONAL: PVD TITANIUM COATED
.TB / .TG / .TCO / .TCH

SOLID ■ EN1906 3 7 - 0 0 3 1 0 B

.P
Mirror finish

.TB
PVD Titanium black

.TG
PVD Titanium gold

.TCO
PVD Titanium copper

.TCH
PVD Titanium chocolate

.P
Mirror finish

.TB
PVD Titanium black

.TG
PVD Titanium gold

.TCO
PVD Titanium copper

.TCH
PVD Titanium chocolate



NEW

IN.03.480.BW.EC BAUHAUS

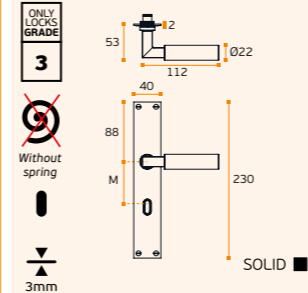
Puxador de porta com placa sem mola para chave normal / Door lever handle with plate without spring for normal key / Manilla de puerta con placa sin muelle para llave normal.
Design: Christian Magalhães

.TB .TG .TCO .TCH

MATERIAL: EN 1.4301 / AISI 304

ACABAMENTO / FINISH / ACABADO: STANDARD: SATINADO / SATIN / SATIN

OPTIONAL: PVD TITANIUM COATED
.TB / .TG / .TCO / .TCH



NEW

IN.03.480.BW.PZ BAUHAUS

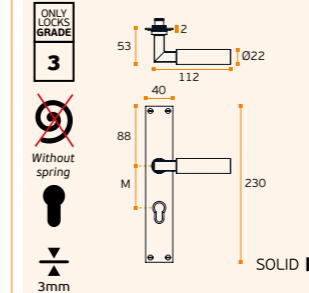
Puxador de porta com placa sem mola para cilindro europeu / Door lever handle with plate without spring for european cylinder / Manilla de puerta con placa sin muelle para cilindro europeo.
Design: Christian Magalhães

.TB .TG .TCO .TCH

MATERIAL: EN 1.4301 / AISI 304

ACABAMENTO / FINISH / ACABADO: STANDARD: SATINADO / SATIN / SATIN

OPTIONAL: PVD TITANIUM COATED
.TB / .TG / .TCO / .TCH



IN.03.480.BW.B

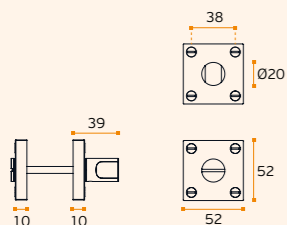


NEW



IN.04.480 BAUHAUS
Fecho de casa de banho / Snib indicators / Condeñas de baño.

.P .TB .TG .TCO .TCH



MATERIAL: EN 1.4301 / AISI 304
ACABAMENTO / FINISH / ACABADO: STANDARD: SATINADO / SATIN / SATIN
OPTIONAL: PVD TITANIUM COATED
.TB / .TG / .TCO / .TCH

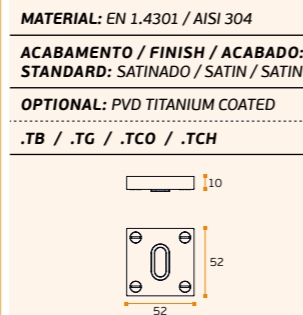
SOLID ■

NEW



IN.04.481.QP BAUHAUS
Entrada de chave normal / Key hole for normal key / Bocallave para llave normal.

.P .TB .TG .TCO .TCH



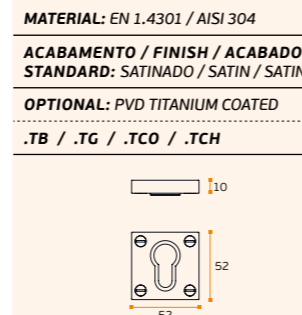
MATERIAL: EN 1.4301 / AISI 304
ACABAMENTO / FINISH / ACABADO: STANDARD: SATINADO / SATIN / SATIN
OPTIONAL: PVD TITANIUM COATED
.TB / .TG / .TCO / .TCH

NEW



IN.04.481.QY BAUHAUS
Entrada de chave para cilindro europeu / Key hole for european cylinder / Bocallave para cilindro europeo.

.P .TB .TG .TCO .TCH



MATERIAL: EN 1.4301 / AISI 304
ACABAMENTO / FINISH / ACABADO: STANDARD: SATINADO / SATIN / SATIN
OPTIONAL: PVD TITANIUM COATED
.TB / .TG / .TCO / .TCH



NEW

IN.03.480.BW.B BAUHAUS

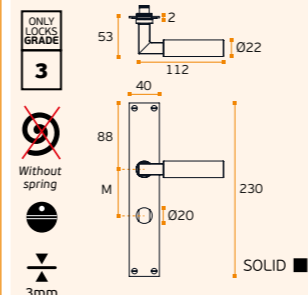
Puxador de porta com placa sem mola e com botão / Lever handle with plate without spring and with button / Manilla con placa sin muelle y con botón.
Design: Christian Magalhães

.TB .TG .TCO .TCH

MATERIAL: EN 1.4301 / AISI 304

ACABAMENTO / FINISH / ACABADO: STANDARD: SATINADO / SATIN / SATIN

OPTIONAL: PVD TITANIUM COATED
.TB / .TG / .TCO / .TCH



NEW

IN.03.480.BW.SF BAUHAUS

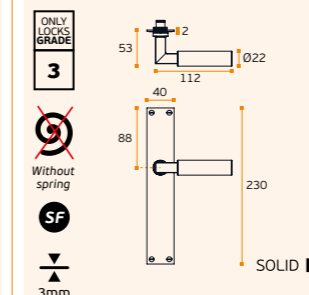
Puxador de porta com placa cega sem mola / Door lever handle with blind plate without spring / Manilla de puerta con placa ciega sin muelle.
Design: Christian Magalhães

.TB .TG .TCO .TCH

MATERIAL: EN 1.4301 / AISI 304

ACABAMENTO / FINISH / ACABADO: STANDARD: SATINADO / SATIN / SATIN

OPTIONAL: PVD TITANIUM COATED
.TB / .TG / .TCO / .TCH



IN.03.480.BW.EC



IN.03.480.BW.PZ



IN.03.480.BW.SF

EXEMPLO / EXAMPLE / EJEMPLO

IN.03.480.BW.PZ.TG

- 1 Referência do modelo / Model reference / Referencia del modelo.
- 2 Design do puxador / handle design / diseño de la manija.
- 3 Design de placa / Plate design / diseño de placa.
- 4 Acabamento em TITÂNIO / TITANIUM finish / Acabados TITANIO.

BAUHAUS COLLECTION

PUXADORES E ACESSÓRIOS /
LEVER HANDLES AND ACCESSORIES /
MANILLAS Y ACCESORIOS.

NEW

IN.07.481.S.C BAUHAUS
Asa de porta simples /
Simple door handle /
Manillon de puerta simple.

.TB .TG .TCO .TCH

MATERIAL: EN 1.4301 / AISI 304

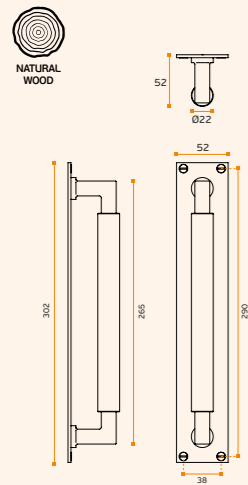
ACABAMENTO / FINISH / ACABADO:
STANDARD: SATINADO / SATIN / SATIN

OPTIONAL: POLIDO / POLISHED /

PULIDO .P

PVD TITANIUM COATED

.TB / .TG / .TCO / .TCH



NEW

IN.07.480.S.C BAUHAUS
Asa de porta simples /
Simple door handle /
Manillon de puerta simple.

.TB .TG .TCO .TCH

MATERIAL: EN 1.4301 / AISI 304

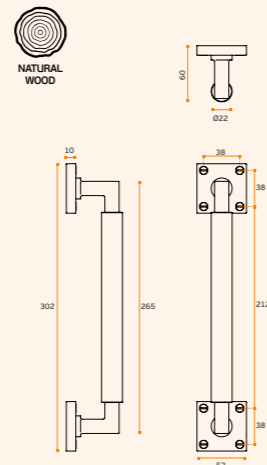
ACABAMENTO / FINISH / ACABADO:
STANDARD: SATINADO / SATIN / SATIN

OPTIONAL: POLIDO / POLISHED /

PULIDO .P

PVD TITANIUM COATED

.TB / .TG / .TCO / .TCH



.P
Mirror
finish

.TB
PVD
Titanium
black

.TG
PVD
Titanium
gold

.TCO
PVD
Titanium
copper

.TCH
PVD
Titanium
chocolate

IN.07.481.S.BE Birch wood	IN.07.481.S.BB Bamboo wood	IN.07.481.S.BW Black wood	IN.07.481.S.OP1 Acetate - Optic 1	IN.07.481.S.OP2 Acetate - Optic 2	IN.07.481.S.BW.TG Black wood + Titanium Gold	IN.07.481.S.BE.TCO Birch wood + Titanium Copper	IN.07.481.S.C.TB Oak wood + Titanium black

Pag.240

Pag.340

Pag.264

Pag.272

Pag.282



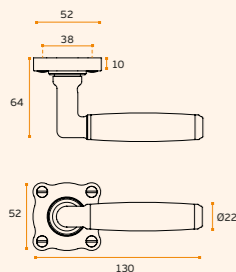
DUTCH COLLECTION

PUXADORES E ACESSÓRIOS /
LEVER HANDLES AND ACCESSORIES /
MANILLAS Y ACCESORIOS.

NEW

**IN.00.490.BW** DUTCH BLACKWOOD**Puxador de porta com roseta / Door lever handle with rose /
Manilla de puerta con roseta.**

Design: Christian Magalhães

**MATERIAL:** EN 1.4301 / AISI 304 +
MADEIRA / WOOD / MADERA**ACABAMENTO / FINISH / ACABADO:**
STANDARD: SATINADO / SATIN / SATIN

OPTIONAL: POLIDO / POLISHED

OPTIONAL: PVD TITANIUM COATED

.TB / .TG / .TCO / .TCH

NATURAL
WOOD

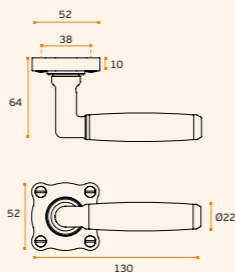
SOLID ■

EN1906 3 7 1 0 0 3 0 8

NEW

**IN.00.490.C** DUTCH OAK**Puxador de porta com roseta / Door lever handle with rose /
Manilla de puerta con roseta.**

Design: Christian Magalhães

**MATERIAL:** EN 1.4301 / AISI 304 +
MADEIRA / WOOD / MADERA**ACABAMENTO / FINISH / ACABADO:**
STANDARD: SATINADO / SATIN / SATIN

OPTIONAL: POLIDO / POLISHED

OPTIONAL: PVD TITANIUM COATED

.TB / .TG / .TCO / .TCH

NATURAL
WOOD

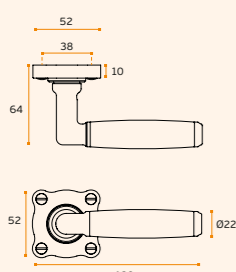
SOLID ■

EN1906 3 7 1 0 0 3 0 8

NEW

**IN.00.490.BB** DUTCH BAMBOO**Puxador de porta com roseta / Door lever handle with rose /
Manilla de puerta con roseta.**

Design: Christian Magalhães

**MATERIAL:** EN 1.4301 / AISI 304 +
MADEIRA / WOOD / MADERA**ACABAMENTO / FINISH / ACABADO:**
STANDARD: SATINADO / SATIN / SATIN

OPTIONAL: POLIDO / POLISHED

OPTIONAL: PVD TITANIUM COATED

.TB / .TG / .TCO / .TCH

NATURAL
WOOD

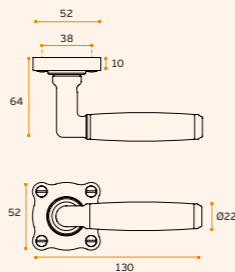
SOLID ■

EN1906 3 7 1 0 0 3 0 8

NEW

**IN.00.490.BE** DUTCH BIRCH**Puxador de porta com roseta / Door lever handle with rose /
Manilla de puerta con roseta.**

Design: Christian Magalhães

**MATERIAL:** EN 1.4301 / AISI 304 +
MADEIRA / WOOD / MADERA**ACABAMENTO / FINISH / ACABADO:**
STANDARD: SATINADO / SATIN / SATIN

OPTIONAL: POLIDO / POLISHED

OPTIONAL: PVD TITANIUM COATED

.TB / .TG / .TCO / .TCH

NATURAL
WOOD

SOLID ■

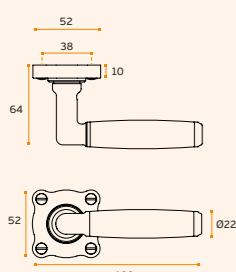
EN1906 3 7 1 0 0 3 0 8

.P
Mirror
finish.TB
PVD
Titanium
black.TG
PVD
Titanium
gold.TCO
PVD
Titanium
copper.TCH
PVD
Titanium
chocolate

NEW

**IN.00.490.BB** DUTCH BAMBOO**Puxador de porta com roseta / Door lever handle with rose /
Manilla de puerta con roseta.**

Design: Christian Magalhães

**MATERIAL:** EN 1.4301 / AISI 304 +
MADEIRA / WOOD / MADERA**ACABAMENTO / FINISH / ACABADO:**
STANDARD: SATINADO / SATIN / SATIN

OPTIONAL: POLIDO / POLISHED

OPTIONAL: PVD TITANIUM COATED

.TB / .TG / .TCO / .TCH

NATURAL
WOOD

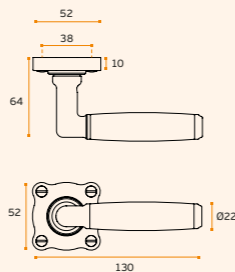
SOLID ■

EN1906 3 7 1 0 0 3 0 8

NEW

**IN.00.490.BE** DUTCH BIRCH**Puxador de porta com roseta / Door lever handle with rose /
Manilla de puerta con roseta.**

Design: Christian Magalhães

**MATERIAL:** EN 1.4301 / AISI 304 +
MADEIRA / WOOD / MADERA**ACABAMENTO / FINISH / ACABADO:**
STANDARD: SATINADO / SATIN / SATIN

OPTIONAL: POLIDO / POLISHED

OPTIONAL: PVD TITANIUM COATED

.TB / .TG / .TCO / .TCH

NATURAL
WOOD

SOLID ■

EN1906 3 7 1 0 0 3 0 8



Pag.240



Pag.340



Pag.264



Pag.272



Pag.282

A COLEÇÃO DUTCH É INTEMPORAL, COM LOOK VINTAGE, DESDE OS PARAFUSOS VISÍVEIS ATÉ À COMBINAÇÃO DE DIFERENTES MATERIAIS. NESTA GAMA A JNF APLICA A TECNOLOGIA MODERNA PARA PRODUIR ALGUNS COMPONENTES COM PEQUENOS DETALHES FEITOS À MANO.

Dutch collection is timeless, with vintage look, from the visible screws to the combination of different materials. In this range, JNF combines modern technology to produce some components with handcrafted small details.

La colección DUTCH es atemporal, con aire vintage, desde los tornillos a la vista hasta la combinación de diferentes materiales. En esta gama, JNF combina tecnología moderna para producir algunos componentes con pequeños detalles hechos a mano.

DUTCH COLLECTION

PUXADORES E ACESSÓRIOS /
LEVER HANDLES AND ACCESSORIES /
MANILLAS Y ACCESORIOS.

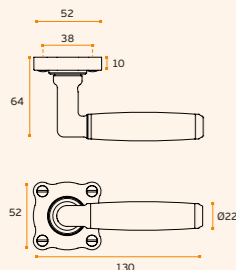
NEW



IN.00.490.OP1 DUTCH OPTIC 1

Puxador de porta com roseta / Door lever handle with rose /
Manilla de puerta con roseta.

Design: Christian Magalhães



MATERIAL: EN 1.4301 / AISI 304 +
CELLULOSE ACETATE

ACABAMENTO / FINISH / ACABADO:
STANDARD: SATINADO / SATIN / SATIN

OPTIONAL: POLIDO / POLISHED

OPTIONAL: PVD TITANIUM COATED

.TB / .TG / .TCO / .TCH

SOLID ■
EN1906 3 7 1 - 0 0 3 0 A

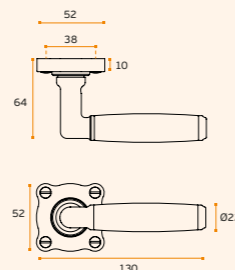
NEW



IN.00.490.OP2 DUTCH OPTIC 2

Puxador de porta com roseta / Door lever handle with rose /
Manilla de puerta con roseta.

Design: Christian Magalhães



MATERIAL: EN 1.4301 / AISI 304 +
CELLULOSE ACETATE

ACABAMENTO / FINISH / ACABADO:
STANDARD: SATINADO / SATIN / SATIN

OPTIONAL: POLIDO / POLISHED

OPTIONAL: PVD TITANIUM COATED

.TB / .TG / .TCO / .TCH

SOLID ■
EN1906 3 7 1 - 0 0 3 0 A

.P
Mirror
finish

.TB
PVD
Titanium
black

.TG
PVD
Titanium
gold

.TCO
PVD
Titanium
copper

.TCH
PVD
Titanium
chocolate

NEW



IN.04.490.C DUTCH OAK

Fecho de casa de banho sem indicador de cor /
Bathroom snib indicator without colour /
Condeñas de baño sin indicador de color

Design: Christian Magalhães

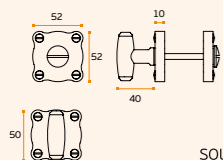


MATERIAL: EN 1.4301 / AISI 304

ACABAMENTO / FINISH / ACABADO:
STANDARD: SATINADO / SATIN / SATIN

OPTIONAL: PVD TITANIUM COATED

.TB / .TG / .TCO / .TCH



SOLID ■

IN.04.490.BE
Birch wood



IN.04.490.BB
Bamboo wood



IN.04.490.BW
Blackwood



IN.22.490.OP1
Acetate - Optic 1



IN.22.490.OP2
Acetate - Optic 2



IN.22.490.OP2
Acetate - Optic 2

NEW



IN.04.491.RP DUTCH

Entrada de chave normal /
Key hole for normal key /
Bocallave para llave normal.

Design: Christian Magalhães

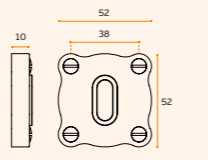


MATERIAL: EN 1.4301 / AISI 304

ACABAMENTO / FINISH / ACABADO:
STANDARD: SATINADO / SATIN / SATIN

OPTIONAL: PVD TITANIUM COATED

.TB / .TG / .TCO / .TCH



NEW



IN.04.491.RY DUTCH

Entrada de chave para cilindro
europeu / Key hole for european
cylinder / Bocallave para bombillo
europeu. Design: Christian Magalhães

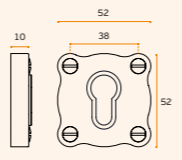


MATERIAL: EN 1.4301 / AISI 304

ACABAMENTO / FINISH / ACABADO:
STANDARD: SATINADO / SATIN / SATIN

OPTIONAL: PVD TITANIUM COATED

.TB / .TG / .TCO / .TCH



Key
Pag.240

Key
Pag.340

Key
Pag.264

Key
Pag.272

Key
Pag.282



DUTCH COLLECTION

PUXADORES E ACESSÓRIOS /
LEVER HANDLES AND ACCESSORIES /
MANILLAS Y ACCESORIOS.

NEW

IN.07.490.S.C DUTCH OAK

Asa de porta simples /
Simple door handle /
Manillon de puerta simple.
Design: Christian Magalhães

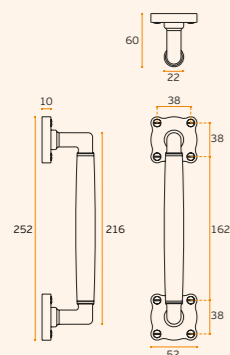
.TB .TG .TCO .TCH

MATERIAL: EN 1.4301 / AISI 304 +
MADEIRA / WOOD / MADERA

ACABAMENTO / FINISH / ACABADO:
STANDARD: SATINADO / SATIN / SATIN

OPTIONAL: PVD TITANIUM COATED

.TB / .TG / .TCO / .TCH



NEW

IN.22.490.C DUTCH OAK

Puxador de móvel /
Furniture knob / Pomo de mueble.
Design: Christian Magalhães

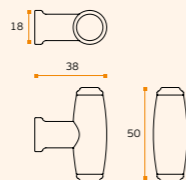
.TB .TG .TCO .TCH

MATERIAL: EN 1.4301 / AISI 304

ACABAMENTO / FINISH / ACABADO:
STANDARD: SATINADO / SATIN / SATIN

OPTIONAL: PVD TITANIUM COATED

.TB / .TG / .TCO / .TCH



IN.22.490.BE
Birch wood



IN.22.490.BB
Bamboo wood



IN.22.490.BW
Black wood



IN.22.490.OP1
Acetate - Optic 1



IN.22.490.OP2
Acetate - Optic 2

.P
Mirror
finish

.TB
PVD
Titanium
black

.TG
PVD
Titanium
gold

.TCO
PVD
Titanium
copper

.TCH
PVD
Titanium
chocolate

IN.07.490.S.BE Birch wood	IN.07.490.S.BB Bamboo wood	IN.07.490.S.BW Black wood	IN.07.490.S.OP1 Acetate - Optic 1	IN.07.490.S.OP2 Acetate - Optic 2	IN.07.490.S.BW.TG Black wood	IN.07.490.S.BE.TCO Birch wood	IN.07.490.S.C.TB Oak wood

—
Pag.240

—
Pag.340

—
Pag.264

—
Pag.272

—
Pag.282



CLASSIC COLLECTION

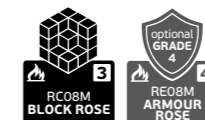
PUXADORES E ACESSÓRIOS /
LEVER HANDLES AND ACCESSORIES /
MANILLAS Y ACCESORIOS.



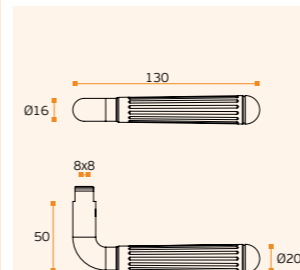
NEW



IN.00.019.LN PARIS
Puxador de porta / Door lever handle / Manilla de puerta. **Design:** Christian Magalhães
RC08M (Roseta standard / Standard rose)



.TB .TG .TCO .TCH



MATERIAL: EN 1.4301 / AISI 304

ACABAMENTO / FINISH / ACABADO:
STANDARD: SATINADO / SATIN / SATIN

OPTIONAL: PVD TITANIUM COATED

.TB / .TG / .TCO / .TCH

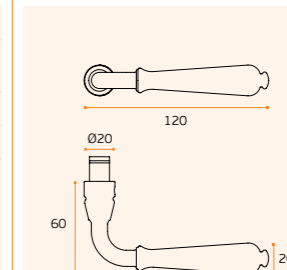
SOLID ■
EN1906 3-4 7-1 10 3 0 B



IN.00.498 FRENCH
Puxador de porta / Door lever handle / Manilla de puerta. **RC08M** (Roseta standard / Standard rose)



.TB .TG .TCO .TCH



MATERIAL: EN 1.4301 / AISI 304

ACABAMENTO / FINISH / ACABADO:
STANDARD: SATINADO / SATIN / SATIN

OPTIONAL: PVD TITANIUM COATED

.TB / .TG / .TCO / .TCH

SOLID ■
EN1906 3-4 7-1 10 3 0 B



Pag.240



Pag.340



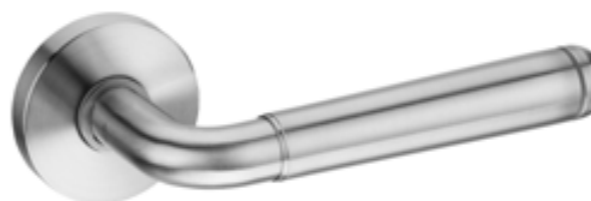
Pag.264




Pag.272



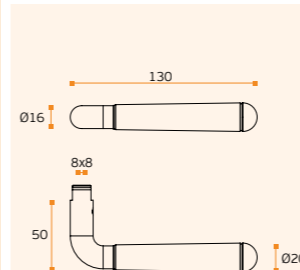
Pag.282



IN.00.019 BRUGES
Puxador de porta / Door lever handle / Manilla de puerta. **Design:** Christian Magalhães
RC08M (Roseta standard / Standard rose)



.TB .TG .TCO .TCH



MATERIAL: EN 1.4301 / AISI 304

ACABAMENTO / FINISH / ACABADO:
STANDARD: SATINADO / SATIN / SATIN

OPTIONAL: PVD TITANIUM COATED

.TB / .TG / .TCO / .TCH

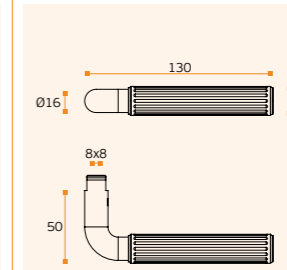
SOLID ■
EN1906 3-4 7-1 10 3 0 B



IN.00.017 NEW YORK
Puxador de porta / Door lever handle / Manilla de puerta. **Design:** Christian Magalhães
RC08M (Roseta standard / Standard rose)



.TB .TG .TCO .TCH



MATERIAL: EN 1.4301 / AISI 304

ACABAMENTO / FINISH / ACABADO:
STANDARD: SATINADO / SATIN / SATIN

OPTIONAL: PVD TITANIUM COATED

.TB / .TG / .TCO / .TCH

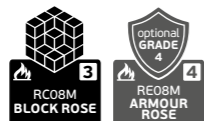
SOLID ■
EN1906 3-4 7-1 10 3 0 B

TIMELESS

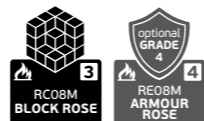
PUXADORES E ACESSÓRIOS /
LEVER HANDLES AND ACCESSORIES /
MANILLAS Y ACCESORIOS.



IN.00.012
Puxador de porta /
Door lever handle / Manilla de puerta.
RC08M (Roseta standard / Standard rose)

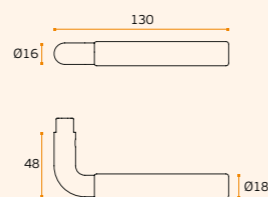
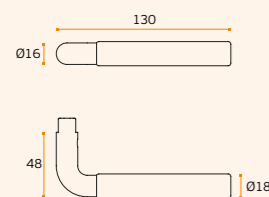


IN.00.011
Puxador de porta /
Door lever handle / Manilla de puerta.
RC08M (Roseta standard / Standard rose)



.TB .TG .TCO .TCH

.P



MATERIAL: EN 1.4301 / AISI 304
ACABAMENTO / FINISH / ACABADO:
STANDARD: SATINADO / SATIN / SATIN
OPTIONAL: PVD TITANIUM COATED
.TB / .TG / .TCO / .TCH


MATERIAL: EN 1.4301 / AISI 304
ACABAMENTO / FINISH / ACABADO:
STANDARD: SATINADO + AREADO
/ SATIN + SAND SPRAY / SATIN +
ARENADO

SOLID ■
EN1906 3-4 7-1 1030B


SOLID ■
EN1906 3-4 7-1 1030B



IN.00.013
Puxador de porta /
Door lever handle / Manilla de puerta.
RC08M (Roseta standard / Standard rose)

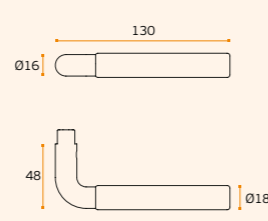
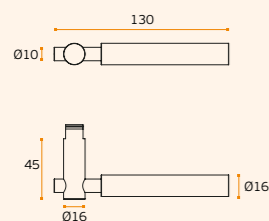


IN.00.010
Puxador de porta /
Door lever handle / Manilla de puerta.
RC08M (Roseta standard / Standard rose)



.TB .TG .TCO .TCH

.TB .TG .TCO .TCH



MATERIAL: EN 1.4301 / AISI 304
ACABAMENTO / FINISH / ACABADO:
STANDARD: SATINADO / SATIN / SATIN

MATERIAL: EN 1.4301 / AISI 304 +
RAL 9005
ACABAMENTO / FINISH / ACABADO:
STANDARD: SATINADO / SATIN / SATIN
OPTIONAL: PVD TITANIUM COATED
.TB / .TG / .TCO / .TCH

SOLID ■
EN1906 3-4 7-1 1030B

SOLID ■
EN1906 3-4 7-1 1030B

.P
Mirror
finish

.TB
PVD
Titanium
black

.TG
PVD
Titanium
gold

.TCO
PVD
Titanium
copper

.TCH
PVD
Titanium
chocolate

—
Pag.240

—
Pag.340

—
Pag.264

—
Pag.272

—
Pag.282

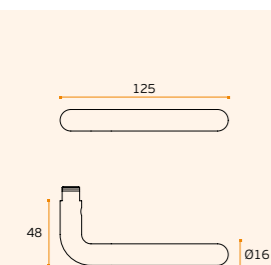
—
Pag.282



TIMELESS

PUXADORES E ACESSÓRIOS /
LEVER HANDLES AND ACCESSORIES /
MANILLAS Y ACCESORIOS.

IN.00.014
Puxador de porta /
Door lever handle / Manilla de puerta.
RC08M (Roseta standard / Standard rose)



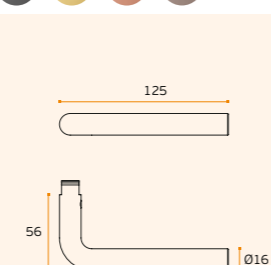
MATERIAL: EN 1.4301 / AISI 304
ACABAMENTO / FINISH / ACABADO:
STANDARD: SATINADO / SATIN / SATIN

SOLID ■

EN1906 3-4 7-1-1030B



IN.00.083
Puxador de porta /
Door lever handle / Manilla de puerta.
RC08M (Roseta standard / Standard rose)



MATERIAL: EN 1.4301 / AISI 304
ACABAMENTO / FINISH / ACABADO:
STANDARD: SATINADO / SATIN / SATIN

OPTIONAL: PVD TITANIUM COATED

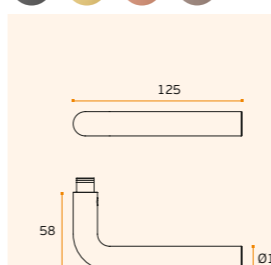
.TB / .TG / .TCO / .TCH

SOLID ■

EN1906 3 7-1-1030B

.P
Mirror
finish.TB
PVD
Titanium
black.TG
PVD
Titanium
gold.TCO
PVD
Titanium
copper.TCH
PVD
Titanium
chocolate.P
Mirror
finish.TB
PVD
Titanium
black.TG
PVD
Titanium
gold.TCO
PVD
Titanium
copper.TCH
PVD
Titanium
chocolate

IN.00.084
Puxador de porta /
Door lever handle / Manilla de puerta.
RC08M (Roseta standard / Standard rose)



MATERIAL: EN 1.4301 / AISI 304

ACABAMENTO / FINISH / ACABADO:
STANDARD: SATINADO / SATIN / SATIN

OPTIONAL: PVD TITANIUM COATED

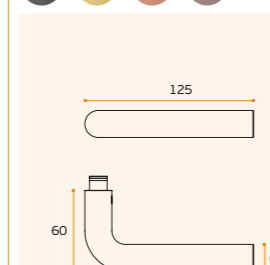
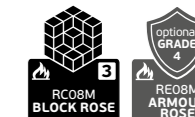
.TB / .TG / .TCO / .TCH

SOLID ■

EN1906 3 7-1-1030B



IN.00.085
Puxador de porta /
Door lever handle / Manilla de puerta.
RC08M (Roseta standard / Standard rose)



MATERIAL: EN 1.4301 / AISI 304

ACABAMENTO / FINISH / ACABADO:
STANDARD: SATINADO / SATIN / SATIN

OPTIONAL: PVD TITANIUM COATED

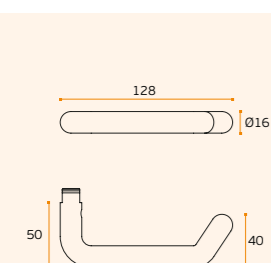
.TB / .TG / .TCO / .TCH

SOLID ■

EN1906 3 7-1-1030B



IN.00.015
Puxador de porta /
Door lever handle / Manilla de puerta.
RC08M (Roseta standard / Standard rose)



MATERIAL: EN 1.4301 / AISI 304
ACABAMENTO / FINISH / ACABADO:
STANDARD: SATINADO / SATIN / SATIN

SOLID ■

EN1906 3-4 7-1-1030B

SOLID ■

PUXADOR MACIÇO


Fabricado em barra maciça. Curva perfeita, só possível pelo facto de ser feito numa peça única e sólida.

SOLID HANDLE

Made of solid bar. Perfect curve, only possible because it is made in a single and solid piece.

MANILLA SÓLIDA

Hecho de barra sólida. Curva perfecta, solo posible porque está hecho en una única y sólida pieza.



TIMELESS

PUXADORES E ACESSÓRIOS /
LEVER HANDLES AND ACCESSORIES /
MANILLAS Y ACCESORIOS.



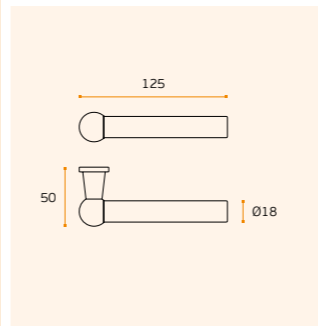
IMAGE / IMAGEM:
IN.00.227.RAW



IN.00.227 TRAIN
Puxador de porta /
Door lever handle / Manilla de puerta.
RC08M (Roseta standard / Standard rose)



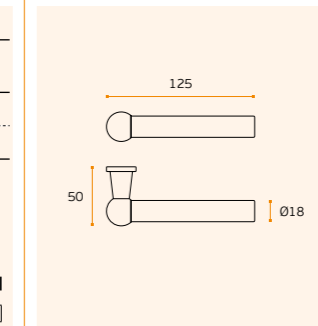
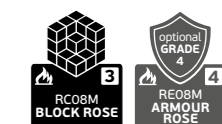
- .TB
- .TG
- .TCO
- .TCH



MATERIAL: EN 1.4301 / AISI 304
ACABAMENTO / FINISH / ACABADO:
STANDARD: SATINADO / SATIN / SATIN
OPTIONAL: PVD TITANIUM COATED
.TB / .TG / .TCO / .TCH
SOLID ■
EN1906 3 7 - 1 0 3 0 8



IN.00.227.RAW TRAIN
Puxador de porta /
Door lever handle / Manilla de puerta.
RC08M (Roseta standard / Standard rose)



MATERIAL: EN 1.4301 / AISI 304
ACABAMENTO / FINISH / ACABADO:
STANDARD: RAW / RAW / RAW
SOLID ■
EN1906 3 7 - 1 0 3 0 8

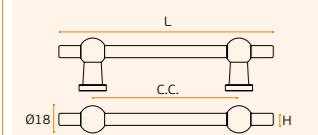
IN.22.225.18.____ TRAIN

Asa de móvel /
Furniture handle /
Tirador de mueble.

- .TB
- .TG
- .TCO
- .TCH

MATERIAL: EN 1.4301 / AISI 304
ACABAMENTO / FINISH / ACABADO:
STANDARD: SATINADO / SATIN / SATIN

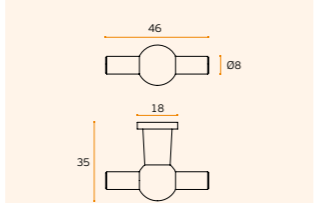
C.C.	L
96	142
128	174
160	206



IN.22.125.18 TRAIN
Puxador de móvel /
Furniture knob / Pomo de mueble.

- .TB
- .TG
- .TCO
- .TCH

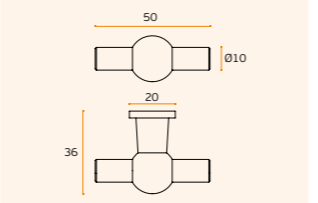
MATERIAL: EN 1.4301 / AISI 304
ACABAMENTO / FINISH ACABADO:
SATINADO / SATIN / SATIN




IN.22.125.20 TRAIN
Puxador de móvel /
Furniture knob / Pomo de mueble.

- .TB
- .TG
- .TCO
- .TCH

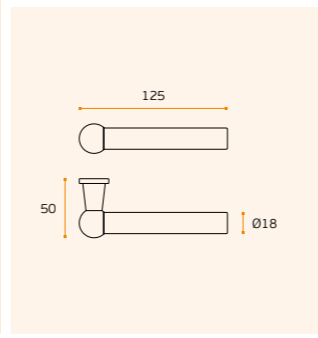
MATERIAL: EN 1.4301 / AISI 304
ACABAMENTO / FINISH ACABADO:
SATINADO / SATIN / SATIN



IN.00.227.P TRAIN
Puxador de porta /
Door lever handle / Manilla de puerta.
RC08M (Roseta standard / Standard rose)



- .P



MATERIAL: EN 1.4301 / AISI 304
ACABAMENTO / FINISH / ACABADO:
STANDARD: POLIDO / POLISHED / PULIDO
SOLID ■
EN1906 3 7 - 1 0 3 0 8

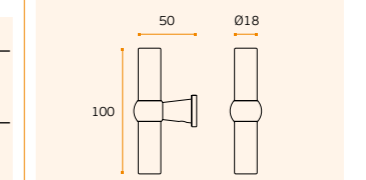
IN.00.226 TRAIN

Puxador de porta /
Door lever handle / Manilla de puerta.
RC08M (Roseta standard / Standard rose)


IN.00.226.F TRAIN
Puxador de porta fixo /
Fixed door knob / Pomo de puerta fijo.


- .TB
- .TG
- .TCO
- .TCH

MATERIAL: EN 1.4301 / AISI 304
ACABAMENTO / FINISH / ACABADO:
STANDARD: SATINADO / SATIN / SATIN
OPTIONAL: PVD TITANIUM COATED
.TB / .TG / .TCO / .TCH



SOLID ■
EN1906 3 7 - 1 0 3 0 8





SCALE 1:1

ARCHI SKETCH

BY CHRISTIAN MAGALHÃES

Desenhado por Christian Magalhães, esta coleção foi inspirada pela arquitetura contemporânea e pelos desenhos bidimensionais, marcados também pelas influências de superfícies em cimento.

Designed by Christian Magalhães, this collection was inspired by the contemporary architecture and bidimensional sketches, marked also by the influences of concrete surfaces.

Diseñada por Christian Magalhães, esta colección se inspiró en la arquitectura contemporánea y los dibujos bidimensionales, también marcados por las influencias de las superficies de cemento.

DESIGNED BY: CHRISTIAN MAGALHÃES	ARCHI SKETCH SERIES / IN.00.131
INDUSTRIAL DESIGNER	CREATED: 2021
COUNTRY: PORTUGAL	SCALE 1:1
JNF - ARCHITECTURAL HARDWARE	MATERIAL: STAINLESS STEEL (EN 1.4301/AISI 304)

BORN AS URBAN ART

ARCHI SKETCH É INSPIRADO PELA ARQUITETURA CONTEMPORÂNEA E PELOS DESENHOS BIDIMENSIONAIS, MARCADOS TAMBÉM PELAS INFLUÊNCIAS DE SUPERFÍCIES EM CIMENTO.

A MISTURA DE DIFERENTES PLANOS CRIA FORMAS GEOMÉTRICAS QUE, QUANDO COMBINADAS, O PUXADOR FICA MOLDADO AO VISUAL E TORNA-SE CONFORTÁVEL AO TOQUE.

ARCHI SKETCH IS INSPIRED BY THE CONTEMPORARY ARCHITECTURE AND BIDIMENSIONAL SKETCHES, MARKED ALSO BY THE INFLUENCES OF CONCRETE SURFACES.

ARCHI SKETCH ESTÁ INSPIRADO EN LA ARQUITECTURA CONTEMPORÁNEA Y LOS DIBUJOS BIDIMENSIONALES, TAMBIÉN MARCADOS POR LAS INFLUENCIAS DE LAS SUPERFICIES DE CEMENTO.

THE MIX OF DIFFERENT PLANS CREATES GEOMETRIC FORMS, COMBINED BETWEEN ALL OF THEM IN SUCH A WAY, THAT THE HANDLE IS SHARPEN TO THE LOOK AND COMFORTABLE TO THE TOUCH.

A MEZCLA DE DIFERENTES PLANOS CREA FORMAS GEOMÉTRICAS, COMBINADAS ENTRE TODAS ELAS DE TAL MANERA QUE EL MANGO SE AMOLDA A LA MIRADA Y CÓMODO AL TACTO.

ARCHI SKETCH

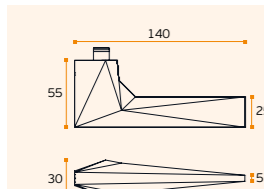
PUXADORES E ACESSÓRIOS /
LEVER HANDLES AND ACCESSORIES /
MANILLAS Y ACCESORIOS.

NEW



IN.00.131 ARCHI SKETCH
IN.00.131.EF ARCHI SKETCH EASY FIX
 Puxador de porta / Door lever handle / Manilla de puerta.
 Design: Christian Magalhães

.P .TB .TG .TCO .TCH



MATERIAL: EN 1.4301 / AISI 304

ACABAMENTO / FINISH STANDARD:

IN.00.131: SATINADO / SATIN

IN.00.131.P: POLIDO / POLISHED

OPTIONAL: PVD TITANIUM COATED (SATIN)

.TB / .TG / .TCO / .TCH

Puxador / Lever handle
**EASY
 FIX**



TUBULAR
 EN1906 2 7 1 0 0 3 0 V

NEW

IN.07.131.D ARCHI SKETCH
Asa de porta dupla /
 Double door handle /
 Manillon de puerta doble.
 Design: Christian Magalhães

.P .TB .TG .TCO .TCH

MATERIAL: EN 1.4301 / AISI 304

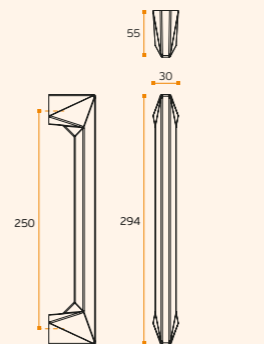
ACABAMENTO / FINISH / ACABADO:
 STANDARD: SATINADO / SATIN / SATIN

OPTIONAL: POLIDO / POLISHED /

PULIDO .P

PVD TITANIUM COATED

.TB / .TG / .TCO / .TCH



TUBULAR



.P
 Mirror
 finish

.TB
 PVD
 Titanium
 black

.TG
 PVD
 Titanium
 gold

.TCO
 PVD
 Titanium
 copper

.TCH
 PVD
 Titanium
 chocolate



With
 adhesive
 3M



Without
 spring



3

NEW



IN.04.131.EC ARCHI SKETCH
Entrada de chave metálica para
 chave normal / Metallic key hole
 for normal key / Bocallave metálica
 para llave normal.
 Design: Christian Magalhães

.P .TB .TG .TCO .TCH

MATERIAL: EN 1.4301 / AISI 304

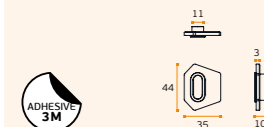
ACABAMENTO / FINISH STANDARD:

IN.04.131.EC: SATINADO / SATIN

IN.04.131.EC.P: POLIDO / POLISHED

OPTIONAL: PVD TITANIUM COATED (SATIN)

.TB / .TG / .TCO / .TCH



NEW



IN.04.131.PZ ARCHI SKETCH
Entrada de chave metálica para
 cilindro europeu / Metallic key hole
 for european cylinder / Bocallave
 metálica para bombillo europeo.
 Design: Christian Magalhães

.P .TB .TG .TCO .TCH

MATERIAL: EN 1.4301 / AISI 304

ACABAMENTO / FINISH STANDARD:

IN.04.131.PZ: SATINADO / SATIN

IN.04.131.PZ.P: POLIDO / POLISHED

OPTIONAL: PVD TITANIUM COATED (SATIN)

.TB / .TG / .TCO / .TCH



NEW



IN.04.131.B ARCHI SKETCH
Fecho de wc sem indicador de cor (livre / ocupado) /
 Bathroom lock without colour indicator (vacant / occupied) /
 Cierre de baño sin el indicador del color (libre / ocupado).
 Design: Christian Magalhães

.P .TB .TG .TCO .TCH

MATERIAL: EN 1.4301 / AISI 304


ACABAMENTO / FINISH STANDARD:

IN.04.131.B: SATINADO / SATIN

IN.04.131.B.P: POLIDO / POLISHED

OPTIONAL: PVD TITANIUM COATED (SATIN)

.TB / .TG / .TCO / .TCH



Pag.240



Pag.340




Pag.264



Pag.272



Pag.282



SLIM ROUNDED

PUXADORES E ACESSÓRIOS /
LEVER HANDLES AND ACCESSORIES /
MANILLAS Y ACCESORIOS.

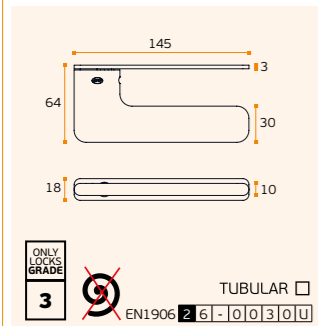
NEW



IN.00.532.45 SLIM ROUNDED
IN.00.532.55 SLIM ROUNDED

Puxador de porta com placa /
Door lever handle with plate / Manilla de puerta con placa.

.TB .TG .TCO .TCH



MATERIAL: EN 1.4301 / AISI 304
ACABAMENTO / FINISH / ACABADO:
STANDARD: SATINADO / SATIN / SATIN
OPTIONAL: PVD TITANIUM COATED
.TB / .TG / .TCO / .TCH
DESIGN: PEDRO QUEIRÓS
IN.00.532.45 PORTAS / DOORS /
PUERTAS: 35 A 45MM
IN.00.532.55 PORTAS / DOORS /
PUERTAS: 46 A 55MM

EN1906 2 6 - 0 0 3 0 U TUBULAR
Não compatível com Sistema de controlo de acesso. / Not compatible with Access control system.

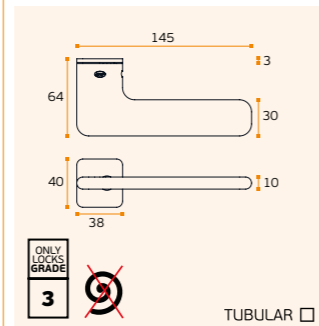
NEW



IN.00.532.45.Q SLIM ROUNDED
IN.00.532.45.Q SLIM ROUNDED

Puxador de porta com placa /
Door lever handle with plate / Manilla de puerta con placa.

.TB .TG .TCO .TCH



MATERIAL: EN 1.4301 / AISI 304
ACABAMENTO / FINISH / ACABADO:
STANDARD: SATINADO / SATIN / SATIN
OPTIONAL: PVD TITANIUM COATED
.TB / .TG / .TCO / .TCH
DESIGN: PEDRO QUEIRÓS
IN.00.532.45 PORTAS / DOORS /
PUERTAS: 35 A 45MM
IN.00.532.55 PORTAS / DOORS /
PUERTAS: 46 A 55MM

EN1906 2 6 - 0 0 3 0 U TUBULAR
Não compatível com Sistema de controlo de acesso. / Not compatible with Access control system.

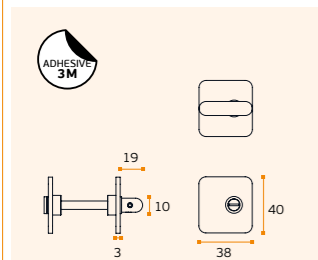
NEW



IN.04.532.45 SLIM ROUNDED
IN.04.532.55 SLIM ROUNDED

Fecho de casa de banho /
Shib indicators / Condeñas de baño.
Design: Pedro Queirós

.TB .TG .TCO .TCH



MATERIAL: EN 1.4301 / AISI 304
ACABAMENTO / FINISH / ACABADO:
STANDARD: SATINADO / SATIN / SATIN
OPTIONAL: PVD TITANIUM COATED
.TB / .TG / .TCO / .TCH
IN.04.532.45 PORTAS / DOORS /
PUERTAS: 35 A 45MM
IN.04.532.55 PORTAS / DOORS /
PUERTAS: 46 A 55MM

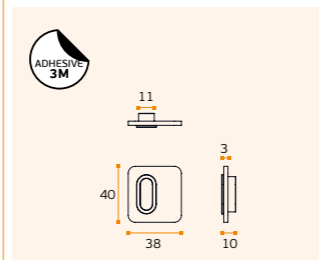
NEW



IN.04.QP03SLR SLIM ROUNDED

Entrada de chave normal /
Key hole for normal key /
Bocallave para llave normal.
Design: Pedro Queirós

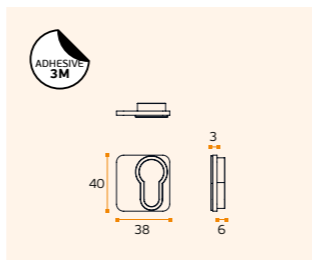
.TB .TG .TCO .TCH



IN.04.QY03SLR SLIM ROUNDED

Entrada de chave para cilindro
europeu / Key hole for european cylinder
/ Bocallave para bombillo europeo.
Design: Pedro Queirós

.TB .TG .TCO .TCH



- .P** Mirror finish
- .TB** PVD Titanium black
- .TG** PVD Titanium gold
- .TCO** PVD Titanium copper
- .TCH** PVD Titanium chocolate

ADHESIVE 3M
With adhesive 3M

Without spring

ONLY LOCKS GRADE 3

The slimmest door handle in the market, just 10mm thick



Pag.240

Pag.340

Pag.264

Pag.272

Pag.282

SLIM ROUNDED

PUXADORES E ACESSÓRIOS /
LEVER HANDLES AND ACCESSORIES /
MANILLAS Y ACCESORIOS.

NEW
IN.00.532.45.PR.EC
IN.00.532.55.PR.EC
SLIM ROUNDED

Puxador de porta com placa sem mola para chave normal /
Door lever handle with plate without spring for normal key /
Manilla de puerta con placa sin muelle para llave normal.
Design: Pedro Queirós

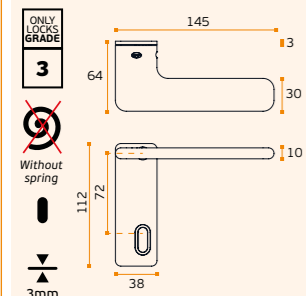
.TB .TG .TCO .TCH

MATERIAL: EN 1.4301 / AISI 304

ACABAMENTO / FINISH / ACABADO:
STANDARD: SATINADO / SATIN / SATIN

OPTIONAL: PVD TITANIUM COATED

.TB / .TG / .TCO / .TCH



IN.00.532.PR.B

NEW
IN.00.532.45.PR.PZ
IN.00.532.55.PR.PZ
SLIM ROUNDED

Puxador de porta com placa sem mola para cilindro europeu /
Door lever handle with plate without spring for european cylinder /
Manilla de puerta con placa sin muelle para cilindro europeo.
Design: Pedro Queirós

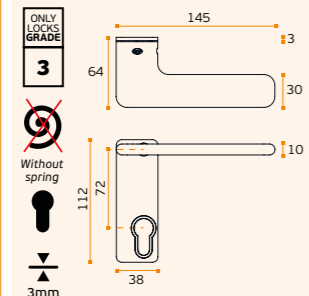
.TB .TG .TCO .TCH

MATERIAL: EN 1.4301 / AISI 304

ACABAMENTO / FINISH / ACABADO:
STANDARD: SATINADO / SATIN / SATIN

OPTIONAL: PVD TITANIUM COATED

.TB / .TG / .TCO / .TCH



NEW
IN.00.532.45.PR.B
IN.00.532.55.PR.B
SLIM ROUNDED

Puxador de porta com placa sem mola e com botão /
Door lever handle with plate without spring and with button /
Manilla para puerta con placa sin muelle y con botón.
Design: Pedro Queirós

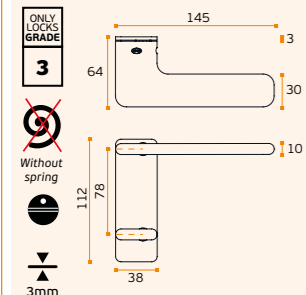
.TB .TG .TCO .TCH

MATERIAL: EN 1.4301 / AISI 304

ACABAMENTO / FINISH / ACABADO:
STANDARD: SATINADO / SATIN / SATIN

OPTIONAL: PVD TITANIUM COATED

.TB / .TG / .TCO / .TCH



IN.00.532.PR.EC

IN.00.532.PR.SF

NEW
IN.00.532.45.PR.SF
IN.00.532.55.PR.SF
SLIM ROUNDED

Puxador de porta com placa cega sem mola /
Door lever handle with blind plate without spring /
Manilla de puerta con placa ciega sin muelle.
Design: Pedro Queirós

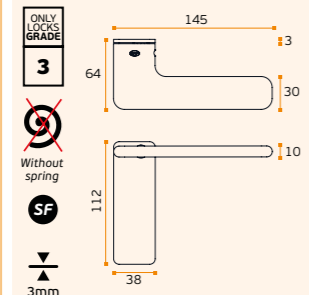
.TB .TG .TCO .TCH

MATERIAL: EN 1.4301 / AISI 304

ACABAMENTO / FINISH / ACABADO:
STANDARD: SATINADO / SATIN / SATIN

OPTIONAL: PVD TITANIUM COATED

.TB / .TG / .TCO / .TCH



IN.00.532.PR.PZ



.P
Mirror finish

.TB
PVD Titanium black

.TG
PVD Titanium gold

.TCO
PVD Titanium copper

.TCH
PVD Titanium chocolate



ONLY LOCKS GRADE 3

.P
Mirror finish

.TB
PVD Titanium black

.TG
PVD Titanium gold

.TCO
PVD Titanium copper

.TCH
PVD Titanium chocolate



ONLY LOCKS GRADE 3



NEW
IN.00.532.45.PL.EC
IN.00.532.55.PL.EC
SLIM ROUNDED

Puxador de porta com placa sem mola para chave normal /
Door lever handle with plate without spring for normal key /
Manilla de puerta con placa sin muelle para llave normal.
Design: Pedro Queirós

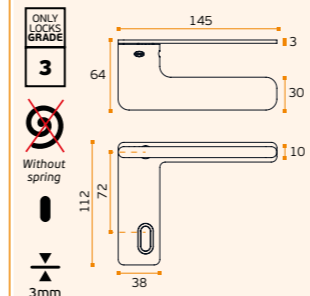
.TB .TG .TCO .TCH

MATERIAL: EN 1.4301 / AISI 304

ACABAMENTO / FINISH / ACABADO:
STANDARD: SATINADO / SATIN / SATIN

OPTIONAL: PVD TITANIUM COATED

.TB / .TG / .TCO / .TCH



IN.00.532.PL.B

NEW
IN.00.532.45.PL.PZ
IN.00.532.55.PL.PZ
SLIM ROUNDED

Puxador de porta com placa sem mola para cilindro europeu /
Door lever handle with plate without spring for european cylinder /
Manilla de puerta con placa sin muelle para cilindro europeo.
Design: Pedro Queirós

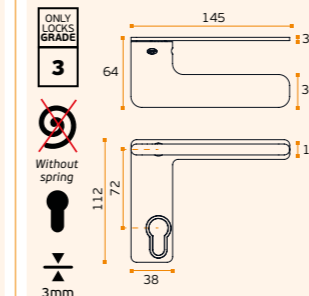
.TB .TG .TCO .TCH

MATERIAL: EN 1.4301 / AISI 304

ACABAMENTO / FINISH / ACABADO:
STANDARD: SATINADO / SATIN / SATIN

OPTIONAL: PVD TITANIUM COATED

.TB / .TG / .TCO / .TCH



NEW
IN.00.532.45.PL.B
IN.00.532.55.PL.B
SLIM ROUNDED

Puxador de porta com placa sem mola e com botão /
Door lever handle with plate without spring and with button /
Manilla de puerta con placa sin muelle y con botón.
Design: Pedro Queirós

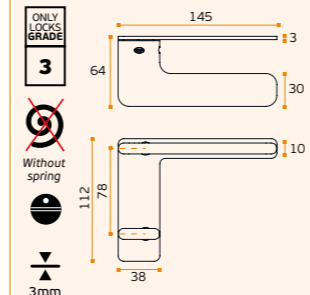
.TB .TG .TCO .TCH

MATERIAL: EN 1.4301 / AISI 304

ACABAMENTO / FINISH / ACABADO:
STANDARD: SATINADO / SATIN / SATIN

OPTIONAL: PVD TITANIUM COATED

.TB / .TG / .TCO / .TCH



NEW
IN.00.532.45.PL.SF
IN.00.532.55.PL.SF
SLIM ROUNDED

Puxador de porta com placa cega sem mola /
Door lever handle with blind plate without spring /
Manilla de puerta con placa ciega sin muelle.
Design: Pedro Queirós

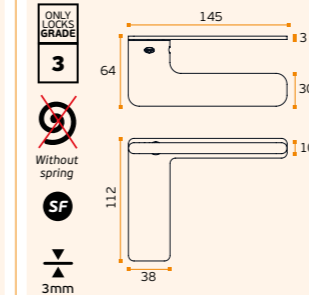
.TB .TG .TCO .TCH

MATERIAL: EN 1.4301 / AISI 304

ACABAMENTO / FINISH / ACABADO:
STANDARD: SATINADO / SATIN / SATIN

OPTIONAL: PVD TITANIUM COATED

.TB / .TG / .TCO / .TCH



IN.00.532.PL.EC



IN.00.532.PL.PZ



IN.00.532.PL.SF

SLIM ROUNDED

PUXADORES E ACESSÓRIOS /
LEVER HANDLES AND ACCESSORIES /
MANILLAS Y ACCESORIOS.

NEW

IN.00.532.45.PQ.EC
IN.00.532.55.PQ.EC
SLIM ROUNDED

Puxador de porta com placa sem mola para chave normal / Door lever handle with plate without spring for normal key / Manilla de puerta con placa sin muelle para llave normal.
Design: Pedro Queirós

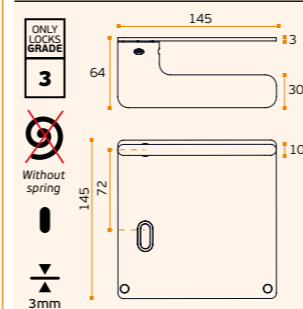
.TB .TG .TCO .TCH

MATERIAL: EN 1.4301 / AISI 304

ACABAMENTO / FINISH / ACABADO:
STANDARD: SATINADO / SATIN / SATIN

OPTIONAL: PVD TITANIUM COATED

.TB / .TG / .TCO / .TCH



NEW

IN.00.532.45.PQ.PZ
IN.00.532.55.PQ.PZ
SLIM ROUNDED

Puxador de porta com placa sem mola para cilindro europeu / Door lever handle with plate without spring for european cylinder / Manilla de puerta con placa sin muelle para cilindro europeo.
Design: Pedro Queirós

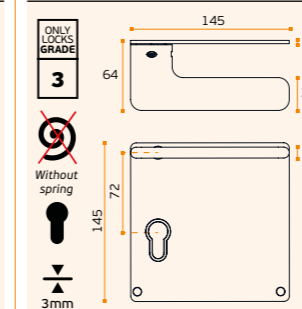
.TB .TG .TCO .TCH

MATERIAL: EN 1.4301 / AISI 304

ACABAMENTO / FINISH / ACABADO:
STANDARD: SATINADO / SATIN / SATIN

OPTIONAL: PVD TITANIUM COATED

.TB / .TG / .TCO / .TCH



IN.00.532.PQ.B

NEW

IN.00.532.45.PQ.B
IN.00.532.55.PQ.B
SLIM ROUNDED

Puxador de porta com placa sem mola e com botão / Door lever handle with plate without spring and with button / Manilla de puerta con placa sin muelle y con botón.
Design: Pedro Queirós

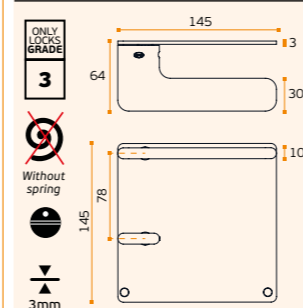
.TB .TG .TCO .TCH

MATERIAL: EN 1.4301 / AISI 304

ACABAMENTO / FINISH / ACABADO:
STANDARD: SATINADO / SATIN / SATIN

OPTIONAL: PVD TITANIUM COATED

.TB / .TG / .TCO / .TCH



NEW

IN.00.532.45.PQ.SF
IN.00.532.55.PQ.SF
SLIM ROUNDED

Puxador de porta com placa cega sem mola / Door lever handle with blind plate without spring / Manilla de puerta con placa ciega sin muelle.
Design: Pedro Queirós

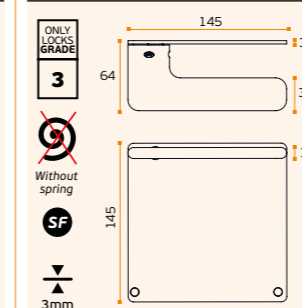
.TB .TG .TCO .TCH

MATERIAL: EN 1.4301 / AISI 304

ACABAMENTO / FINISH / ACABADO:
STANDARD: SATINADO / SATIN / SATIN

OPTIONAL: PVD TITANIUM COATED

.TB / .TG / .TCO / .TCH



IN.00.532.PQ.EC



IN.00.532.PQ.PZ



IN.00.532.PQ.SF

SLIM ROUNDED

PUXADORES E ACESSÓRIOS /
 LEVER HANDLES AND ACCESSORIES /
 MANILLAS Y ACCESORIOS.

NEW

IN.00.532.DK01R SLIM ROUNDED

Mecanismo de janela DK /
 DK window mechanism /
 Mecanismo de ventana DK.
 Design: Pedro Queirós

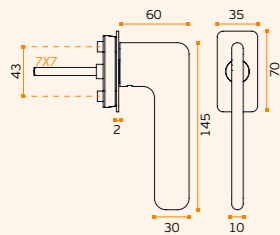
.P .TB .TG .TCO .TCH

MATERIAL: EN 1.4301 / AISI 304

ACABAMENTO / FINISH / ACABADO:
 STANDARD: SATINADO / SATIN / SATIN

OPTIONAL: PVD TITANIUM COATED

.TB / .TG / .TCO / .TCH



SEMI SOLID ■

IN.07.532.S SLIM ROUNDED

Asa de porta simples /
 Simple door handle /
 Manillon de puerta simple.
 Design: Pedro Queirós

.P .TB .TG .TCO .TCH

MATERIAL: EN 1.4301 / AISI 304

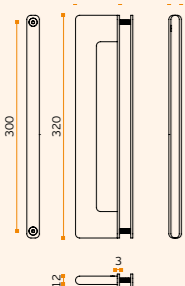
ACABAMENTO / FINISH / ACABADO:
 STANDARD: SATINADO / SATIN / SATIN

OPTIONAL: POLIDO / POLISHED /

PULIDO .P

PVD TITANIUM COATED

.TB / .TG / .TCO / .TCH



SEMI SOLID ■

VIDRO / GLASS / CRISTAL

IN.08.GSL

IN.07.532.D SLIM ROUNDED

Asa de porta dupla /
 Double door handle /
 Manillon de puerta doble.
 Design: Pedro Queirós

MATERIAL: EN 1.4301 / AISI 304

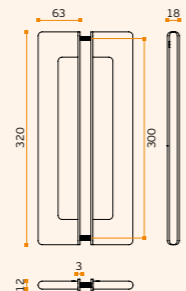
ACABAMENTO / FINISH / ACABADO:
 STANDARD: SATINADO / SATIN / SATIN

OPTIONAL: POLIDO / POLISHED /

PULIDO .P

PVD TITANIUM COATED

.TB / .TG / .TCO / .TCH



SEMI SOLID ■

VIDRO / GLASS / CRISTAL

IN.08.GSL

.P
 Mirror
 finish

.TB
 PVD
 Titanium
 black

.TG
 PVD
 Titanium
 gold

.TCO
 PVD
 Titanium
 copper

.TCH
 PVD
 Titanium
 chocolate



IN.07.532.D.TB
 Titanium Black



IN.07.532.D.TG
 Titanium Gold



IN.07.532.D.TCO
 Titanium Copper



IN.07.532.D.TCH
 Titanium Chocolate



Pag.240



Pag.340



Pag.264



Pag.272



Pag.282





SCALE 1:1

SLIM SQUARE

BY PEDRO QUEIRÓS

Desenhado por Pedro Queirós, esta coleção foi inspirada na simplicidade das formas geométricas.

As formas geométricas têm o poder de criar designs inspiradores que podem de alguma forma transformar o espaço em que estão inseridas.

Designed by Pedro Queirós, this collection was inspired by the simplicity of geometric shapes.

Geometric shapes have the power to create inspiring designs that can somehow transform the space in which they are inserted.

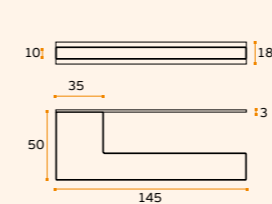
Diseñada por Pedro Queirós, esta colección se inspiró en la sencillez de las formas geométricas.

Las formas geométricas tienen el poder de crear diseños inspiradores que de alguna manera pueden transformar el espacio en el que se insertan.

DESIGNED BY: PEDRO QUEIRÓS	SLIM SERIES / IN.00.432.45
INDUSTRIAL DESIGNER	CREATED: 2011
COUNTRY: PORTUGAL	SCALE 1:1
JNF - ARCHITECTURAL HARDWARE	MATERIAL: STAINLESS STEEL (EN 1.4301/AISI 304)



IN.00.432.45 SLIM SQUARE
IN.00.432.55 SLIM SQUARE
 Puxador com placa / Lever handle with plate /
 Manilla de puerta con placa. Design: Pedro Queirós



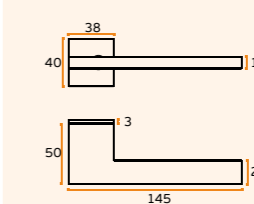
MATERIAL: EN 1.4301 / AISI 304
ACABAMENTO / FINISH / ACABADO:
 STANDARD: SATINADO / SATIN / SATIN
OPTIONAL: PVD TITANIUM COATED
.TB / .TG / .TCO / .TCH

IN.00.432.45 PORTAS / DOORS / PUERTAS: 35 A 45MM
IN.00.432.55 PORTAS / DOORS / PUERTAS: 46 A 55MM

EN1906 2 6 - 0 0 3 0 U

Não compatível com Sistema de controlo de acesso. / Not compatible with Access control system.

IN.00.432.Q.45 SLIM SQUARE
IN.00.432.Q.55 SLIM SQUARE
 Puxador com placa / Lever handle with plate /
 Manilla de puerta con placa. Design: Pedro Queirós



MATERIAL: EN 1.4301 / AISI 304
ACABAMENTO / FINISH / ACABADO:
 STANDARD: SATINADO / SATIN / SATIN
OPTIONAL: PVD TITANIUM COATED
.TB / .TG / .TCO / .TCH

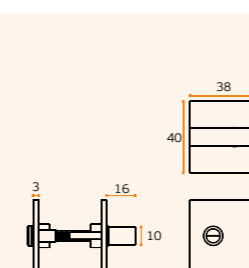
IN.00.432.Q.45 PORTAS / DOORS / PUERTAS: 35 A 45MM
IN.00.432.Q.55 PORTAS / DOORS / PUERTAS: 46 A 55MM

EN1906 2 6 - 0 0 3 0 U

Não compatível com Sistema de controlo de acesso. / Not compatible with Access control system.



IN.04.432.45 SLIM SQUARE
IN.04.432.55 SLIM SQUARE
 Fecho de casa de banho / Snib indicators /
 Condeñas de baño. Design: Pedro Queirós



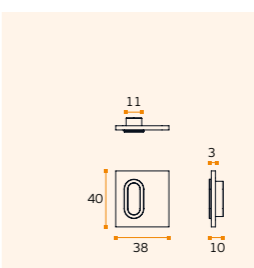
MATERIAL: EN 1.4301 / AISI 304
ACABAMENTO / FINISH / ACABADO:
 STANDARD: SATINADO / SATIN / SATIN
OPTIONAL: PVD TITANIUM COATED
.TB / .TG / .TCO / .TCH

IN.04.432.45 PORTAS / DOORS / PUERTAS: 35 A 45MM
IN.04.432.55 PORTAS / DOORS / PUERTAS: 45 A 55MM

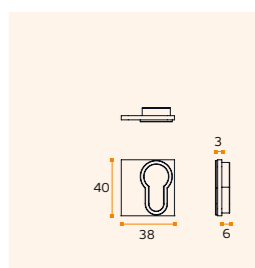
SOLID ■



IN.04.QP03SL SLIM
 Entrada de chave normal /
 Key hole for normal key /
 Bocallave para llave normal.
 Design: Pedro Queirós



IN.04.QY03SL SLIM
 Entrada de chave para cilindro europeu /
 Key hole for european cylinder /
 Bocallave para bombillo europeu. Design: Pedro Queirós



SLIM SQUARE

PUXADORES E ACESSÓRIOS /
LEVER HANDLES AND ACCESSORIES /
MANILLAS Y ACCESORIOS.

NEW

IN.00.432.45.PR.EC
IN.00.432.55.PR.EC
SLIM SQUARE**Puxador de porta com placa sem mola para chave normal /**
Door lever handle with plate without spring for normal key /
Manilla de puerta con placa sin muelle para llave normal.
Design: Pedro Queirós

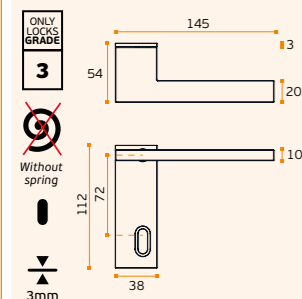
.TB .TG .TCO .TCH

MATERIAL: EN 1.4301 / AISI 304

ACABAMENTO / FINISH / ACABADO:
STANDARD: SATINADO / SATIN / SATIN

OPTIONAL: PVD TITANIUM COATED

.TB / .TG / .TCO / .TCH



NEW

IN.00.432.45.PR.PZ
IN.00.432.55.PR.PZ
SLIM SQUARE**Puxador de porta com placa sem mola para cilindro europeu /**
Door lever handle with plate without spring for european cylinder /
Manilla de puerta con placa sin muelle para cilindro europeo.
Design: Pedro Queirós

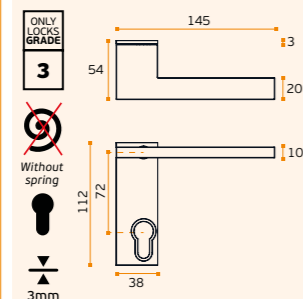
.TB .TG .TCO .TCH

MATERIAL: EN 1.4301 / AISI 304

ACABAMENTO / FINISH / ACABADO:
STANDARD: SATINADO / SATIN / SATIN

OPTIONAL: PVD TITANIUM COATED

.TB / .TG / .TCO / .TCH



IN.00.432.PR.B

.P
Mirror
finish.TB
PVD
Titanium
black.TG
PVD
Titanium
gold.TCO
PVD
Titanium
copper.TCH
PVD
Titanium
chocolateONLY
LOCKS
GRADE
3

NEW

IN.00.432.45.PR.B
IN.00.432.55.PR.B
SLIM SQUARE**Puxador de porta com placa sem mola e com botão /**
Door lever handle with plate without spring and with button /
Manilla de puerta con placa sin muelle y con botón.
Design: Pedro Queirós

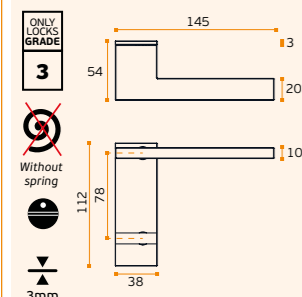
.TB .TG .TCO .TCH

MATERIAL: EN 1.4301 / AISI 304

ACABAMENTO / FINISH / ACABADO:
STANDARD: SATINADO / SATIN / SATIN

OPTIONAL: PVD TITANIUM COATED

.TB / .TG / .TCO / .TCH



NEW

IN.00.432.45.PR.SF
IN.00.432.55.PR.SF
SLIM SQUARE**Puxador de porta com placa cega sem mola /**
Door lever handle with blind plate without spring /
Manilla de puerta con placa ciega sin muelle.
Design: Pedro Queirós

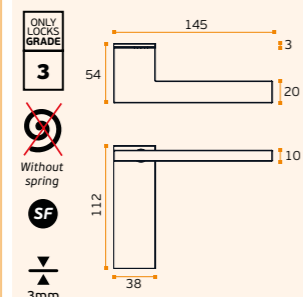
.TB .TG .TCO .TCH

MATERIAL: EN 1.4301 / AISI 304

ACABAMENTO / FINISH / ACABADO:
STANDARD: SATINADO / SATIN / SATIN

OPTIONAL: PVD TITANIUM COATED

.TB / .TG / .TCO / .TCH



IN.00.432.PR.EC



IN.00.432.PR.PZ



IN.00.432.PR.SF

Without
springWith
springThickness
plateNormal
keyEuropean
cylinderWC
closureSF
without
hole

SLIM SQUARE

PUXADORES E ACESSÓRIOS /
LEVER HANDLES AND ACCESSORIES /
MANILLAS Y ACCESORIOS.

NEW

IN.00.432.45.PL.EC
IN.00.432.55.PL.EC
SLIM SQUARE

Puxador de porta com placa sem mola para chave normal /
Door lever handle with plate without spring for normal key /
Manilla de puerta con placa sin muelle para llave normal.
Design: Pedro Queirós

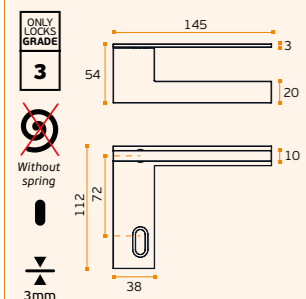
.TB .TG .TCO .TCH

MATERIAL: EN 1.4301 / AISI 304

ACABAMENTO / FINISH / ACABADO:
STANDARD: SATINADO / SATIN / SATIN

OPTIONAL: PVD TITANIUM COATED

.TB / .TG / .TCO / .TCH



NEW

IN.00.432.45.PL.PZ
IN.00.432.55.PL.PZ
SLIM SQUARE

Puxador de porta com placa sem mola para cilindro europeu /
Door lever handle with plate without spring for european cylinder /
Manilla de puerta con placa sin muelle para cilindro europeo.
Design: Pedro Queirós

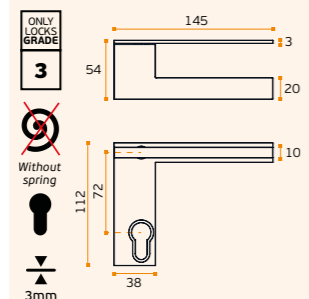
.TB .TG .TCO .TCH

MATERIAL: EN 1.4301 / AISI 304

ACABAMENTO / FINISH / ACABADO:
STANDARD: SATINADO / SATIN / SATIN

OPTIONAL: PVD TITANIUM COATED

.TB / .TG / .TCO / .TCH



IN.00.432.PL.B

.P
Mirror
finish

.TB
PVD
Titanium
black

.TG
PVD
Titanium
gold

.TCO
PVD
Titanium
copper

.TCH
PVD
Titanium
chocolate



ONLY
LOCKS
GRADE
3

.P
Mirror
finish

.TB
PVD
Titanium
black

.TG
PVD
Titanium
gold

.TCO
PVD
Titanium
copper

.TCH
PVD
Titanium
chocolate



ONLY
LOCKS
GRADE
3

NEW

IN.00.432.45.PQ.EC
IN.00.432.55.PQ.EC
SLIM SQUARE

Puxador de porta com placa sem mola para chave normal /
Door lever handle with plate without spring for normal key /
Manilla de puerta con placa sin muelle con para llave normal.
Design: Pedro Queirós

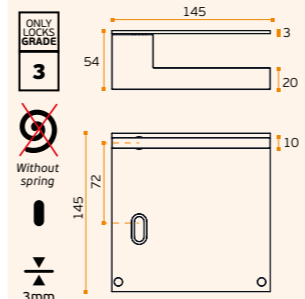
.TB .TG .TCO .TCH

MATERIAL: EN 1.4301 / AISI 304

ACABAMENTO / FINISH / ACABADO:
STANDARD: SATINADO / SATIN / SATIN

OPTIONAL: PVD TITANIUM COATED

.TB / .TG / .TCO / .TCH



NEW

IN.00.432.45.PQ.PZ
IN.00.432.55.PQ.PZ
SLIM SQUARE

Puxador de porta com placa sem mola para cilindro europeu /
Door lever handle with plate without spring for european cylinder /
Manilla de puerta con placa sin muelle para cilindro europeo.
Design: Pedro Queirós

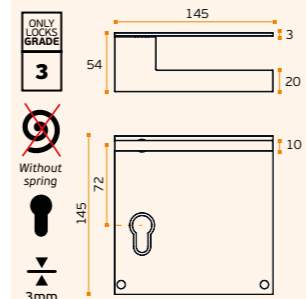
.TB .TG .TCO .TCH

MATERIAL: EN 1.4301 / AISI 304

ACABAMENTO / FINISH / ACABADO:
STANDARD: SATINADO / SATIN / SATIN

OPTIONAL: PVD TITANIUM COATED

.TB / .TG / .TCO / .TCH



IN.00.432.PQ.B

NEW

IN.00.432.45.PL.SB
IN.00.432.55.PL.SB
SLIM SQUARE

Puxador de porta com placa sem mola e com botão /
Door lever handle with plate without spring and with button /
Manilla de puerta con placa sin muelle y con botón.
Design: Pedro Queirós

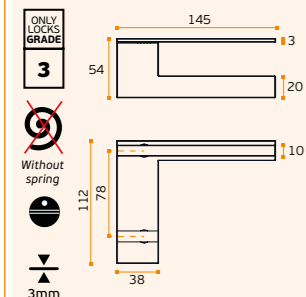
.TB .TG .TCO .TCH

MATERIAL: EN 1.4301 / AISI 304

ACABAMENTO / FINISH / ACABADO:
STANDARD: SATINADO / SATIN / SATIN

OPTIONAL: PVD TITANIUM COATED

.TB / .TG / .TCO / .TCH



NEW

IN.00.432.45.PL.SF
IN.00.432.55.PL.SF
SLIM SQUARE

Puxador de porta com placa cega sem mola /
Door lever handle with blind plate without spring /
Manilla de puerta con placa ciega sin muelle.
Design: Pedro Queirós

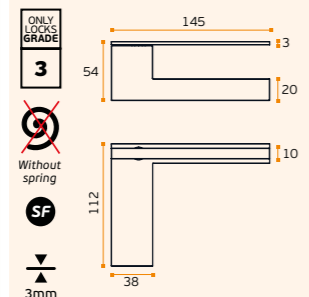
.TB .TG .TCO .TCH

MATERIAL: EN 1.4301 / AISI 304

ACABAMENTO / FINISH / ACABADO:
STANDARD: SATINADO / SATIN / SATIN

OPTIONAL: PVD TITANIUM COATED

.TB / .TG / .TCO / .TCH



IN.00.432.PL.EC



IN.00.432.PL.PZ



IN.00.432.PL.SF

Without
spring

With
spring

Thickness
plate

Normal
key

European
cylinder

WC
closure

SF
without
hole

Without
spring

With
spring

Thickness
plate

Normal
key

European
cylinder

WC
closure

SF
without
hole

NEW

IN.00.432.45.PQ.B
IN.00.432.55.PQ.B
SLIM SQUARE

Puxador de porta com placa sem mola e com botão /
Door lever handle with plate without spring and with button /
Manilla con placa sin muelle y con botón.
Design: Pedro Queirós

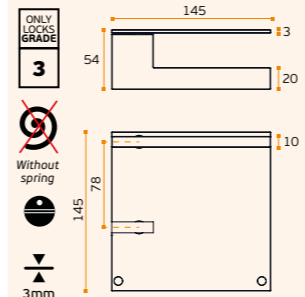
.TB .TG .TCO .TCH

MATERIAL: EN 1.4301 / AISI 304

ACABAMENTO / FINISH / ACABADO:
STANDARD: SATINADO / SATIN / SATIN

OPTIONAL: PVD TITANIUM COATED

.TB / .TG / .TCO / .TCH



NEW

IN.00.432.45.PQ.SF
IN.00.432.55.PQ.SF
SLIM SQUARE

Puxador de porta com placa cega sem mola /
Door lever handle with blind plate without spring /
Manilla de puerta con placa ciega sin muelle.
Design: Pedro Queirós

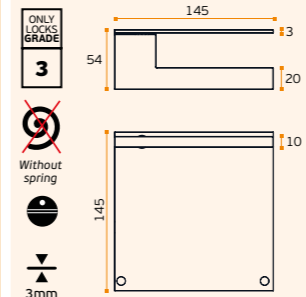
.TB .TG .TCO .TCH

MATERIAL: EN 1.4301 / AISI 304

ACABAMENTO / FINISH / ACABADO:
STANDARD: SATINADO / SATIN / SATIN

OPTIONAL: PVD TITANIUM COATED

.TB / .TG / .TCO / .TCH



IN.00.432.PQ.EC



IN.00.432.PQ.PZ



IN.00.432.PQ.SF

SLIM SQUARE

PUXADORES E ACESSÓRIOS /
 LEVER HANDLES AND ACCESSORIES /
 MANILLAS Y ACCESORIOS.

IN.00.432.DK01Q SLIM SQUARE

Mecanismo de janela DK /
 DK window mechanism /
 Mecanismo de ventana DK.
 Design: Pedro Queirós

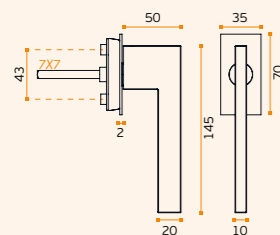


MATERIAL: EN 1.4301 / AISI 304

ACABAMENTO / FINISH / ACABADO:
 STANDARD: SATINADO / SATIN / SATIN

OPTIONAL: PVD TITANIUM COATED

.TB / .TG / .TCO / .TCH



SOLID ■



IN.00.432.DKQ SLIM SQUARE

Mecanismo de janela DK /
 DK window mechanism /
 Mecanismo de ventana DK.
 Design: Pedro Queirós

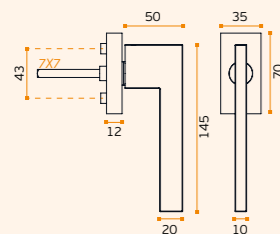


MATERIAL: EN 1.4301 / AISI 304

ACABAMENTO / FINISH / ACABADO:
 STANDARD: SATINADO / SATIN / SATIN

OPTIONAL: PVD TITANIUM COATED

.TB / .TG / .TCO / .TCH



SOLID ■



IN.07.432 SLIM SQUARE

Asa de porta dupla /
 Double door handle /
 Manillon de puerta doble.
 Design: Pedro Queirós

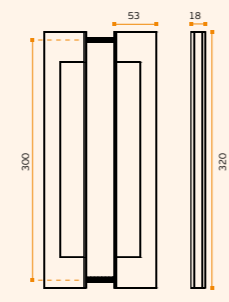


MATERIAL: EN 1.4301 / AISI 304

ACABAMENTO / FINISH / ACABADO:
 STANDARD: SATINADO / SATIN / SATIN

OPTIONAL: PVD TITANIUM COATED

.TB / .TG / .TCO / .TCH



SOLID ■

ACESSÓRIOS / ACCESSORIES

IN.08.GSL
 Opcional vidro / Optional glass



.P
 Mirror
 finish

.TB
 PVD
 Titanium
 black

.TG
 PVD
 Titanium
 gold

.TCO
 PVD
 Titanium
 copper

.TCH
 PVD
 Titanium
 chocolate

IN.07.432.S SLIM SQUARE

Asa de porta simples /
 Single door handle /
 Manillon de puerta sencilla.
 Design: Pedro Queirós

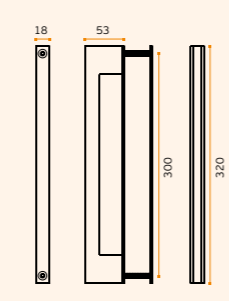


MATERIAL: EN 1.4301 / AISI 304

ACABAMENTO / FINISH / ACABADO:
 STANDARD: SATINADO / SATIN / SATIN

PVD TITANIUM COATED

.TB / .TG / .TCO / .TCH



SOLID ■

ACESSÓRIOS / ACCESSORIES

IN.08.GSL
 Opcional vidro / Optional glass



☞
 Pag.240

☞
 Pag.340

☞
 Pag.264

☞
 Pag.272

☞
 Pag.282



IVALO ARTIC LINE

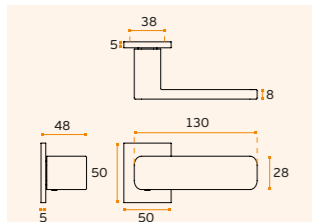
PUXADORES E ACESSÓRIOS /
LEVER HANDLES AND ACCESSORIES /
MANILLAS Y ACCESORIOS.

NEW



IN.00.318.EF.QF05N IVALO
Puxador de porta com roseta /
Door lever handle with rose /
Manilla de puerta con roseta.

- .P
- .TB
- .TG
- .TCO
- .TCH



MATERIAL: EN 1.4301 / AISI 304
ACABAMENTO / FINISH / ACABADO: STANDARD: SATINADO / SATIN / SATIN
OPTIONAL: PVD TITANIUM COATED
.TB / .TG / .TCO / .TCH

5mm

SOLID ■

EN1906 3 7 - 0 0 3 0 B



IN.00.318.EF.QF05N.TB
Titanium black



IN.00.318.EF.QF05N.TG
Titanium gold



IN.00.318.EF.QF05N.TCO
Titanium copper



IN.00.318.EF.QF05N.TCH
Titanium chocolate

.P
Mirror
finish

.TB
PVD
Titanium
black

.TG
PVD
Titanium
gold

.TCO
PVD
Titanium
copper

.TCH
PVD
Titanium
chocolate

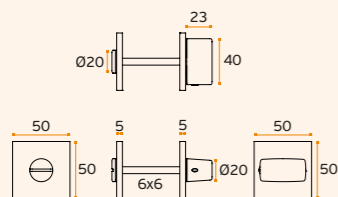
NEW



IN.04.117.B
Fecho de WC sem indicador de cor "Livre/Ocupado" /
Bathroom lock without colour indicator "Vacant / Occupied" /
Cierre de baño sin el indicador del color "Libre/Ocupado".

- .P
- .TB
- .TG
- .TCO
- .TCH

MATERIAL: EN 1.4301 / AISI 304
ACABAMENTO / FINISH / ACABADO: STANDARD: SATINADO / SATIN / SATIN
OPTIONAL: PVD TITANIUM COATED: .TB / .TG / .TCO / .TCH



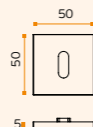
NEW



IN.04.QEC.05N
Entrada de chave metálica para
chave normal / Metallic key hole
for normal key / Bocallave metálica
para llave normal.

- .P
- .TB
- .TG
- .TCO
- .TCH

MATERIAL: EN 1.4301 / AISI 304
ACABAMENTO / FINISH / ACABADO: STANDARD: SATINADO / SATIN
OPTIONAL: PVD TITANIUM COATED
.TB / .TG / .TCO / .TCH



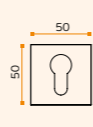
NEW



IN.04.QPZ.05N
Entrada de chave metálica para
cilindro europeu / Metallic key hole
for european cylinder / Bocallave
metálica para bombillo europeo.

- .P
- .TB
- .TG
- .TCO
- .TCH

MATERIAL: EN 1.4301 / AISI 304
ACABAMENTO / FINISH / ACABADO: STANDARD: SATINADO / SATIN
OPTIONAL: PVD TITANIUM COATED
.TB / .TG / .TCO / .TCH



~~Without
spring~~

With
spring

Thickness
plate

Normal
key

European
cylinder

WC
closure

SF
without
hole



SQUARE

PUXADORES E ACESSÓRIOS /
LEVER HANDLES AND ACCESSORIES /
MANILLAS Y ACCESORIOS.




.P
Mirror
finish

.TB
PVD
Titanium
black

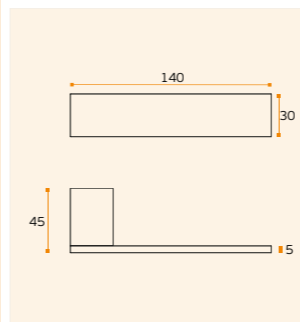
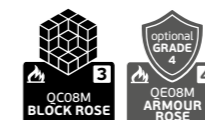
.TG
PVD
Titanium
gold

.TCO
PVD
Titanium
copper

.TCH
PVD
Titanium
chocolate



IN.00.142 SQUARE
Puxador de porta /
Door lever handle / Manilla de puerta
QC08M (Roseta standard / Standard rose)



MATERIAL: EN 1.4301 / AISI 304

ACABAMENTO / FINISH / ACABADO:
STANDARD: SATINADO + POLIDO /
SATIN + POLISHED / SATIN + PULIDO

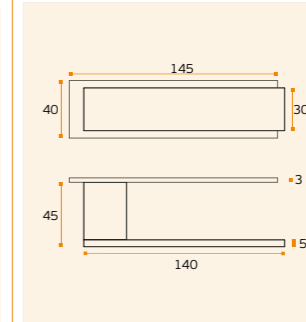
OPTIONAL: PVD TITANIUM COATED

.TB / .TG / .TCO / .TCH

SOLID ■
EN1906 3-4 7-1 0 3 0 B



IN.00.152 SQUARE
Puxador de porta com placa sem mola /
Door lever handle with plate without spring /
Manilla de puerta con placa sin muelle.



MATERIAL: EN 1.4301 / AISI 304

ACABAMENTO / FINISH / ACABADO:
STANDARD: SATINADO + POLIDO /
SATIN + POLISHED / SATIN + PULIDO

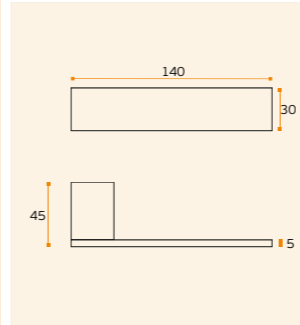
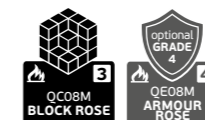
OPTIONAL: PVD TITANIUM COATED

.TB / .TG / .TCO / .TCH

SOLID ■
EN1906 2 6 - 0 0 3 0 U



IN.00.153 SQUARE
Puxador de porta /
Door lever handle / Manilla de puerta
QC08M (Roseta standard / Standard rose)



MATERIAL: EN 1.4301 / AISI 304

ACABAMENTO / FINISH / ACABADO:
STANDARD: SATINADO / SATIN / SATIN

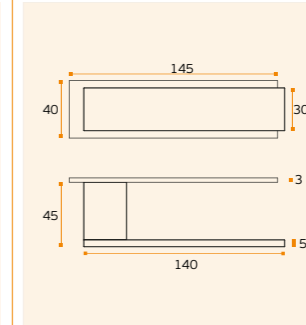
OPTIONAL: PVD TITANIUM COATED

.TB / .TG / .TCO / .TCH

SOLID ■
EN1906 3-4 7-1 0 3 0 B



IN.00.154 SQUARE
Puxador de porta com placa sem mola /
Door lever handle with plate without spring /
Manilla de puerta con placa sin muelle.



MATERIAL: EN 1.4301 / AISI 304

ACABAMENTO / FINISH / ACABADO:
STANDARD: SATINADO / SATIN / SATIN

OPTIONAL: PVD TITANIUM COATED

.TB / .TG / .TCO / .TCH

SOLID ■
EN1906 2 6 - 0 0 3 0 U

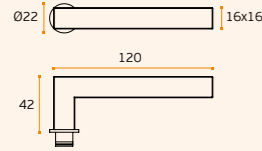

QUADRO

PUXADORES E ACESSÓRIOS /
LEVER HANDLES AND ACCESSORIES /
MANILLAS Y ACCESORIOS.



IN.00.106.RC08M QUADRO
Puxador de porta /
Door lever handle / Manilla de puerta
RC08M (Roseta standard / Standard rose)

.TB .TG .TCO .TCH

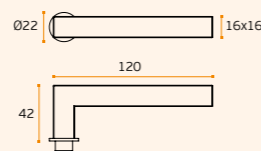


MATERIAL: EN 1.4301 / AISI 304
ACABAMENTO / FINISH / ACABADO:
STANDARD: SATINADO / SATIN / SATIN
OPTIONAL: PVD TITANIUM COATED
.TB / .TG / .TCO / .TCH
TUBULAR
EN1906 3-4 7-1-1030B



IN.00.106.QC08M QUADRO
Puxador de porta /
Door lever handle / Manilla de puerta
QC08M (Roseta standard / Standard rose)

.TB .TG .TCO .TCH

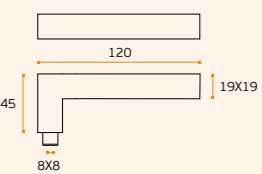
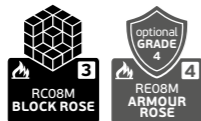


MATERIAL: EN 1.4301 / AISI 304
ACABAMENTO / FINISH / ACABADO:
STANDARD: SATINADO / SATIN / SATIN
OPTIONAL: PVD TITANIUM COATED
.TB / .TG / .TCO / .TCH
CLASSIFICAÇÃO COM ROSETA STANDARD /
WITH STANDARD ROSE CLASSIFICATION /
CLASIFICACIÓN CON ROSETA ESTÁNDAR
TUBULAR
EN1906 3-4 7-1-1030B



IN.00.078 QUADRO
Puxador de porta /
Door lever handle / Manilla de puerta
QC08M (Roseta standard / Standard rose)

.P .TB .TG .TCO .TCH

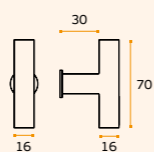


MATERIAL: EN 1.4301 / AISI 304
ACABAMENTO / FINISH / ACABADO:
STANDARD: SATINADO + POLIDO /
SATIN + POLISHED / SATIN + PULIDO
OPTIONAL: PVD TITANIUM COATED
.TB / .TG / .TCO / .TCH
TUBULAR
EN1906 3-4 7-1-1030B

IN.00.403.QC08M
IN.00.403 QUADRO
Puxador de porta /
Door lever handle /
Manilla de puerta
RT32M (Roseta standard /
Standard rose)

.TB .TG .TCO .TCH

MATERIAL: EN 1.4301 / AISI 304
ACABAMENTO / FINISH / ACABADO:
STANDARD: SATINADO / SATIN / SATIN
OPTIONAL: PVD TITANIUM COATED
.TB / .TG / .TCO / .TCH
CLASSIFICAÇÃO COM ROSETA STANDARD /
WITH STANDARD ROSE CLASSIFICATION /
CLASIFICACIÓN CON ROSETA ESTÁNDAR



TUBULAR
EN1906 2-6-11030A



.P
Mirror
finish

.TB
PVD
Titanium
black

.TG
PVD
Titanium
gold

.TCO
PVD
Titanium
copper

.TCH
PVD
Titanium
chocolate

Pag.240



Pag.340

Pag.264

Pag.272

Pag.282





SCALE 1:1

METRIC


by Miguel Vasconcelos

Com este puxador consegue-se uma conjugação difícil, conciliar um elemento geométrico de linhas retas, com uma forma agradável ao tato.

With this handle a difficult connection is obtained, to conciliate a geometric element of straight lines, with a pleasant form to be touch.

Con esta manilla una relación difícil es conseguir, la conciliación de un elemento geométrico de líneas retas, con una forma agradable de ser tocada.

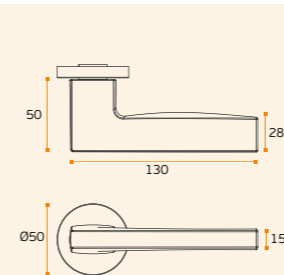
DESIGNED BY: MIGUEL VASCONCELOS	METRIC SERIES / IN.00.107.QC08M
INDUSTRIAL DESIGNER	CREATED: 2010
COUNTRY: PORTUGAL	SCALE 1:1
JNF - ARCHITECTURAL HARDWARE	MATERIAL: STAINLESS STEEL (EN 1.4301/AISI 304)



IN.00.107.RC08M METRIC

Puxador de porta /
Door lever handle / Manilla de puerta
RC08M (Roseta standard / Standard rose)

- .TB
- .TG
- .TCO
- .TCH



MATERIAL: EN 1.4301 / AISI 304

ACABAMENTO / FINISH / ACABADO:
STANDARD: SATINADO / SATIN / SATIN

OPTIONAL: PVD TITANIUM COATED

.TB / .TG / .TCO / .TCH

DESIGN: MIGUEL VASCONCELOS

SEMI SOLID
EN1906 3-4 7-1 1030B



.P
Mirror
finish

.TB
PVD
Titanium
black

.TG
PVD
Titanium
gold

.TCO
PVD
Titanium
copper

.TCH
PVD
Titanium
chocolate

Pag.240

Pag.340

Pag.264

Pag.272

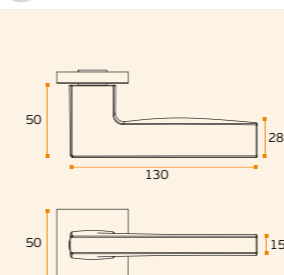
Pag.282



IN.00.107.QC08M.P METRIC

Puxador de porta /
Door lever handle / Manilla de puerta
QC08M (Roseta standard / Standard rose)

- .P

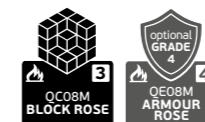


MATERIAL: EN 1.4301 / AISI 304

ACABAMENTO / FINISH / ACABADO:
STANDARD: POLIDO / POLISHED /
PULIDO

DESIGN: MIGUEL VASCONCELOS

SEMI SOLID
EN1906 3-4 7-1 1030B



IN.07.002.D METRIC

Asa de porta dupla / Double door
handle / Manillon de puerta doble.
Design: Miguel Vasconcelos

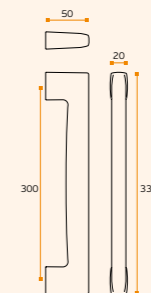
- .TB
- .TG
- .TCO
- .TCH

MATERIAL: EN 1.4301 / AISI 304

ACABAMENTO / FINISH / ACABADO:
STANDARD: SATINADO / SATIN / SATIN

OPTIONAL: PVD TITANIUM COATED

.TB / .TG / .TCO / .TCH



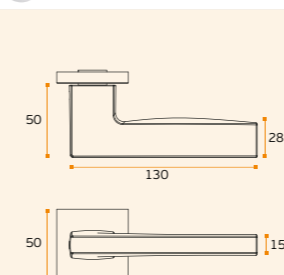
ACESSÓRIOS / ACCESSORIES

MFU M6 --- INCLUDED

OPCIONAL VIDRO / OPTIONAL GLASS

IN.08.MFU.DVO.002
Dupla para vidro / double glass

IN.08.MFU.SVO.002
Simples vidro / single glass



MATERIAL: EN 1.4301 / AISI 304

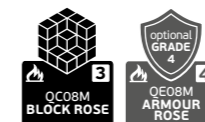
ACABAMENTO / FINISH / ACABADO:
STANDARD: SATINADO / SATIN / SATIN

OPTIONAL: PVD TITANIUM COATED

.TB / .TG / .TCO / .TCH

DESIGN: MIGUEL VASCONCELOS

SEMI SOLID
EN1906 3-4 7-1 1030B



IN.00.107.QC08M METRIC

Puxador de porta /
Door lever handle / Manilla de puerta
QC08M (Roseta standard / Standard rose)

- .TB
- .TG
- .TCO
- .TCH

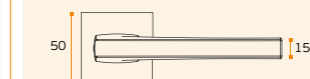
MATERIAL: EN 1.4301 / AISI 304

ACABAMENTO / FINISH / ACABADO:
STANDARD: SATINADO / SATIN / SATIN

OPTIONAL: PVD TITANIUM COATED

.TB / .TG / .TCO / .TCH

DESIGN: MIGUEL VASCONCELOS



MATERIAL: EN 1.4301 / AISI 304

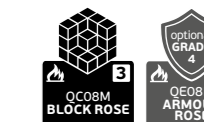
ACABAMENTO / FINISH / ACABADO:
STANDARD: SATINADO / SATIN / SATIN

OPTIONAL: PVD TITANIUM COATED

.TB / .TG / .TCO / .TCH

DESIGN: MIGUEL VASCONCELOS

SEMI SOLID
EN1906 3-4 7-1 1030B

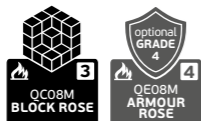


GEOMETRIC

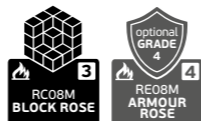
PUXADORES E ACESSÓRIOS /
LEVER HANDLES AND ACCESSORIES /
MANILLAS Y ACCESORIOS.



IN.00.108.QC08M FUSION
Puxador de porta /
Door lever handle / Manilla de puerta
QC08M (Roseta standard / Standard rose)

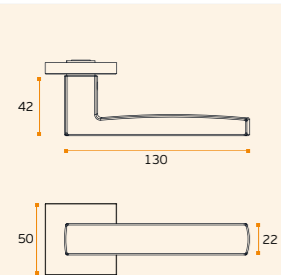


IN.00.108.RC08M FUSION
Puxador de porta /
Door lever handle / Manilla de puerta
RC08M (Roseta standard / Standard rose)



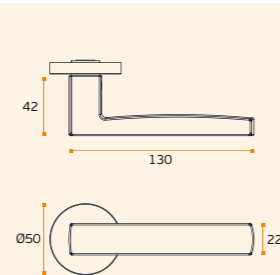
.TB .TG .TCO .TCH

.TB .TG .TCO .TCH



MATERIAL: EN 1.4301 / AISI 304
ACABAMENTO / FINISH / ACABADO:
STANDARD: SATINADO / SATIN / SATIN
OPTIONAL: PVD TITANIUM COATED
.TB / .TG / .TCO / .TCH
CLASSIFICAÇÃO COM ROSETA STANDARD /
WITH STANDARD ROSE CLASSIFICATION /
CLASIFICACIÓN CON ROSETA ESTÁNDAR

SOLID ■
EN1906 3 7 - 1 0 3 0 B




MATERIAL: EN 1.4301 / AISI 304
ACABAMENTO / FINISH / ACABADO:
STANDARD: SATINADO / SATIN / SATIN
OPTIONAL: PVD TITANIUM COATED
.TB / .TG / .TCO / .TCH

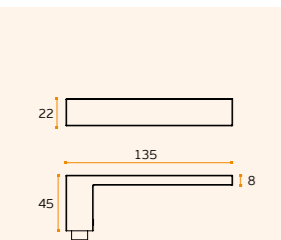
SOLID ■
EN1906 3 7 - 1 0 3 0 B



IN.00.122 NEXT (*)
Puxador de porta /
Door lever handle / Manilla de puerta
QC08M (Roseta standard / Standard rose)



.TB .TG .TCO .TCH



MATERIAL: EN 1.4301 / AISI 304
ACABAMENTO / FINISH / ACABADO:
STANDARD: SATINADO / SATIN / SATIN
OPTIONAL: PVD TITANIUM COATED
.TB / .TG / .TCO / .TCH
SERÁ CONTINUADO PELO /
WILL BE REPLACED BY /
SERÁ REEMPLAZADO POR. **(*)**
IN.00.317.EF.QF05N

TUBULAR □
EN1906 3 7 - 1 0 3 0 B



IN.00.122.TB
Titanium black



IN.00.122.TG
Titanium gold



IN.00.122.TCO
Titanium copper



IN.00.122.TCH
Titanium chocolate

.P
Mirror
finish

.TB
PVD
Titanium
black

.TG
PVD
Titanium
gold

.TCO
PVD
Titanium
copper

.TCH
PVD
Titanium
chocolate

☞
Pag.240

☞
Pag.340

☞
Pag.264

☞
Pag.272

☞
Pag.282





WOOD NATURE

BY PEDRO QUEIRÓS


Desenhado por Pedro Queirós, esta coleção foi desenvolvida para ter o mínimo impacto ambiental possível, utilizando materiais reciclados e madeiras com certificação FSC, ou seja, com materiais provenientes de florestas geridas de forma responsável e/ou de fontes recicladas.

Designed by Pedro Queirós, this collection was developed to have the minimum environmental impact possible, using recycled materials and woods with FSC certification, it means it is made with materials from responsibly managed forests and/or recycled sources.

Diseñada por Pedro Queirós, esta colección fue desarrollada para tener el menor impacto ambiental posible, utilizando materiales reciclados y madera certificada FSC, es decir, con materiales provenientes de bosques manejados responsablemente y/o fuentes recicladas.

DESIGNED BY: PEDRO QUEIRÓS	WOOD NATURE SERIES / IN.00.381.C.EF.RD08M
INDUSTRIAL DESIGNER	CREATED: 2021
COUNTRY: PORTUGAL	SCALE 1:1
JNF - ARCHITECTURAL HARDWARE	MATERIAL: STAINLESS STEEL (EN 1.4301/AISI 304) + WOOD

- .P**
Mirror finish
- .TB**
PVD Titanium black
- .TG**
PVD Titanium gold
- .TCO**
PVD Titanium copper
- .TCH**
PVD Titanium chocolate


-  Pag.240
-  Pag.340
-  Pag.264
-  Pag.272
-  Pag.282



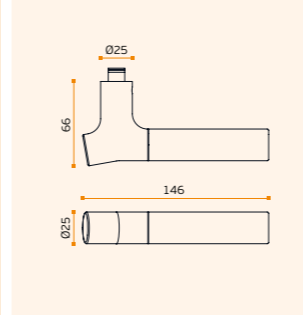
NEW



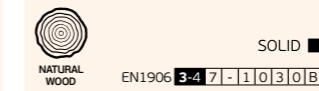
IN.00.381.C WOOD NATURE OAK
Puxador de porta / Door lever handle / Manilla de puerta. Design: Pedro Queirós
RCO8M (Roseta standard / Standard rose)



- .P**
- .TB**
- .TG**
- .TCO**
- .TCH**



MATERIAL: EN 1.4301 / AISI 304 + CARVALHO / OAK / ROBLE
ACABAMENTO / FINISH / ACABADO: STANDARD: SATINADO / SATIN / SATIN
OPTIONAL: PVD TITANIUM COATED
.TB / .TG / .TCO / .TCH



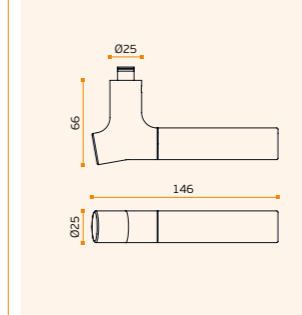
NEW



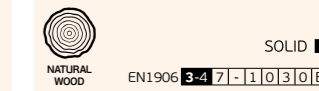
IN.00.381.BB WOOD NATURE BAMBOO
Puxador de porta / Door lever handle / Manilla de puerta. Design: Pedro Queirós
RCO8M (Roseta standard / Standard rose)



- .P**
- .TB**
- .TG**
- .TCO**
- .TCH**




MATERIAL: EN 1.4301 / AISI 304 + BAMBUI / BAMBOO / BAMBÚ
ACABAMENTO / FINISH / ACABADO: STANDARD: SATINADO / SATIN / SATIN
OPTIONAL: PVD TITANIUM COATED
.TB / .TG / .TCO / .TCH



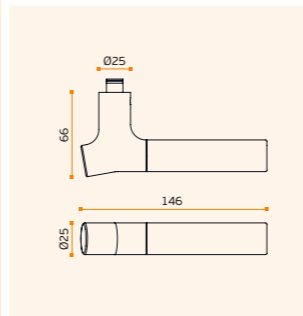
NEW



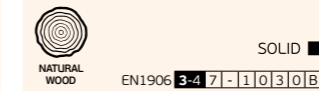
IN.00.381.BE WOOD NATURE BIRCH
Puxador de porta / Door lever handle / Manilla de puerta. Design: Pedro Queirós
RCO8M (Roseta standard / Standard rose)



- .P**
- .TB**
- .TG**
- .TCO**
- .TCH**




MATERIAL: EN 1.4301 / AISI 304 + BÉTULA / BIRCH / ABEDUL
ACABAMENTO / FINISH / ACABADO: STANDARD: SATINADO / SATIN / SATIN
OPTIONAL: PVD TITANIUM COATED
.TB / .TG / .TCO / .TCH



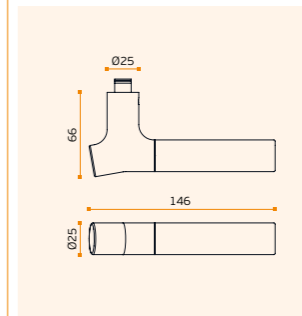
NEW



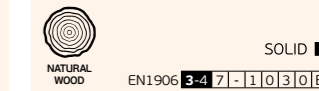
IN.00.381.BW WOOD BLACKWOOD
Puxador de porta / Door lever handle / Manilla de puerta. Design: Pedro Queirós
RCO8M (Roseta standard / Standard rose)



- .P**
- .TB**
- .TG**
- .TCO**
- .TCH**



MATERIAL: EN 1.4301 / AISI 304 + BLACKWOOD
ACABAMENTO / FINISH / ACABADO: STANDARD: SATINADO / SATIN / SATIN
OPTIONAL: PVD TITANIUM COATED
.TB / .TG / .TCO / .TCH



WOOD NATURE

PUXADORES E ACESSÓRIOS /
LEVER HANDLES AND ACCESSORIES /
MANILLAS Y ACCESORIOS.

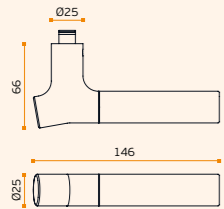
NEW



IN.00.381.C.EF.RD08M WOOD NATURE OAK
Puxador de porta - EASY FIX / Door lever handle - EASY FIX
/ Manilla de puerta - EASY FIX.

RD08M (Roseta standard / Standard rose)

- .P
- .TB
- .TG
- .TCO
- .TCH



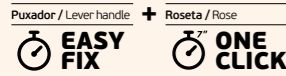
MATERIAL: EN 1.4301 / AISI 304 +
CARVALHO / OAK / ROBLE

ACABAMENTO / FINISH / ACABADO:
STANDARD: SATINADO / SATIN / SATIN

OPTIONAL: PVD TITANIUM COATED

.TB / .TG / .TCO / .TCH

DESIGN: PEDRO QUEIRÓS



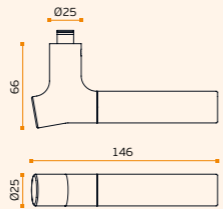
SOLID ■
EN1906 3 7 - 1 1 0 3 0 8

NEW



IN.00.381.BB.EF.RD08M WOOD NAT. BAMBOO
Puxador de porta - Door lever handle / Manilla de puerta.
RD08M (Roseta standard / Standard rose)

- .P
- .TB
- .TG
- .TCO
- .TCH



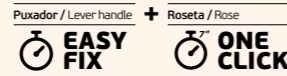
MATERIAL: EN 1.4301 / AISI 304 +
BAMBU / BAMBOO / BAMBÚ

ACABAMENTO / FINISH / ACABADO:
STANDARD: SATINADO / SATIN / SATIN

OPTIONAL: PVD TITANIUM COATED

.TB / .TG / .TCO / .TCH

DESIGN: PEDRO QUEIRÓS



SOLID ■
EN1906 3 7 - 1 1 0 3 0 8

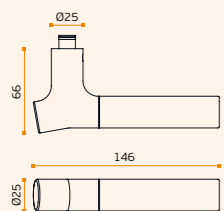
NEW



IN.00.381.BE.EF.RD08M WOOD NATURE BIRCH
Puxador de porta - EASY FIX / Door lever handle - EASY FIX
/ Manilla de puerta - EASY FIX.

RD08M (Roseta standard / Standard rose)

- .P
- .TB
- .TG
- .TCO
- .TCH



MATERIAL: EN 1.4301 / AISI 304 +
BÉTULA / BIRCH / ABEDUL

ACABAMENTO / FINISH / ACABADO:
STANDARD: SATINADO / SATIN / SATIN

OPTIONAL: PVD TITANIUM COATED

.TB / .TG / .TCO / .TCH

DESIGN: PEDRO QUEIRÓS



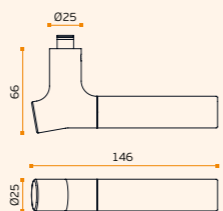
SOLID ■
EN1906 3 7 - 1 1 0 3 0 8

NEW



IN.00.381.BW.EF.RD08M WOOD BLACKWOOD
Puxador de porta - EASY FIX / Door lever handle - EASY FIX /
Manilla de puerta - EASY FIX. **RD08M** (Roseta standard /
Standard rose). **Design:** Pedro Queirós

- .P
- .TB
- .TG
- .TCO
- .TCH



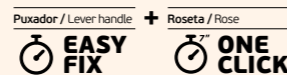
MATERIAL: EN 1.4301 / AISI 304 +
BLACKWOOD

ACABAMENTO / FINISH / ACABADO:
STANDARD: SATINADO / SATIN / SATIN

OPTIONAL: PVD TITANIUM COATED

.TB / .TG / .TCO / .TCH

DESIGN: PEDRO QUEIRÓS



SOLID ■
EN1906 3 7 - 1 1 0 3 0 8

.P
Mirror
finish

.TB
PVD
Titanium
black

.TG
PVD
Titanium
gold

.TCO
PVD
Titanium
copper

.TCH
PVD
Titanium
chocolate

Pag.240

Pag.340

Pag.264

Pag.272

Pag.282



IMAGE / IMAGEM:
IN.00.381.C

WOOD NATURE

 PUXADORES E ACESSÓRIOS /
 LEVER HANDLES AND ACCESSORIES /
 MANILLAS Y ACCESORIOS.

NEW

IN.07.381.D.C WOOD NATURE

 Asa de porta dupla /
 Double door handle /
 Manillon de puerta doble.

MATERIAL: EN 1.4301 / AISI 304

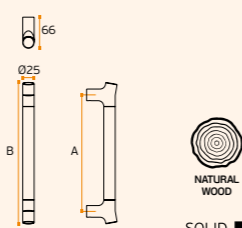
ACABAMENTO / FINISH / ACABADO:
 STANDARD: SATINADO / SATIN / SATIN

OPTIONAL: POLIDO / POLISHED / .P

PVD TITANIUM COATED

.TB / .TG / .TCO / .TCH

A	B
250	303
425	478
600	653

DESIGN: PEDRO QUEIRÓS

ACESSÓRIOS / ACCESSORIES

MFU M6 -- INCLUDED

OPCIONAL VIDRO / OPTIONAL GLASS

 IN.08.MFU.DV.19
 Dupla para vidro / double glass

 IN.08.MFU.SV.19
 Simples vidro / single glass

 IN.00.381.C
 Stainless steel
 + Oak

 IN.00.381.BE
 Stainless steel
 + Birch

 IN.00.381.BB
 Stainless steel
 + Bamboo

 IN.00.381.BW
 Stainless steel
 + Black wood

 .P
 Mirror
 finish

 .TB
 PVD
 Titanium
 black

 .TG
 PVD
 Titanium
 gold

 .TCO
 PVD
 Titanium
 copper

 .TCH
 PVD
 Titanium
 chocolate

 Pag.240

 Pag.340

 Pag.264

 Pag.272

 Pag.282

WOOD NATURE

A COLEÇÃO WOOD NATURE FOI DESENVOLVIDA PARA TER O MÍNIMO IMPACTO AMBIENTAL POSSÍVEL, UTILIZANDO MATERIAIS RECICLADOS E MADEIRAS COM CERTIFICAÇÃO FSC, OU SEJA, COM MATERIAIS PROVENIENTES DE FLORESTAS GERIDAS DE FORMA RESPONSÁVEL E/OU DE FONTES RECICLADAS.

A CAUSA AMBIENTAL É ALGO QUE A JNF TEM COMO PRIORIDADE, E ESTE PROJETO É UM EXEMPLO, DESDE O AÇO INOXIDÁVEL UTILIZADO QUE É RECICLADO ATÉ ÀS EMBALAGENS EM CARTÃO COM CERTIFICAÇÃO FSC, SEM USO DE QUALQUER PLÁSTICO.

A INSPIRAÇÃO VEM DOS GALHOS DAS ÁRVORES PROPORCIONANDO FORMAS ORGÂNICAS E ERGONÔMICAS.

EXISTEM 4 ACABAMENTOS DE MADEIRA NATURAL DISPONÍVEIS, CARVALHO, BAMBU, BÉTULA E BLACKWOOD. O ACABAMENTO TAMBÉM É ECOLÓGICAMENTE SUSTENTÁVEL, UTILIZANDO VERNIZ PARA MADEIRA À BASE DE ÁGUA.

COMO OPCIONAL, NO AÇO INOXIDÁVEL PODEMOS TAMBÉM FORNECER ACABAMENTOS COM COR, ATRAVÉS DO PROCESSO PVD TITANIUM, O PRETO, DOURADO, COBRE E CHOCOLATE PODEM SER CRIADOS COM ESTE PROCESSO IGUALMENTE SEM IMPACTO AMBIENTAL, SENDO O PVD UM PROCESSO FÍSICO.

WOOD NATURE COLLECTION WAS DEVELOPED TO HAVE THE MINIMUM ENVIRONMENTAL IMPACT POSSIBLE, USING RECYCLED MATERIALS AND WOODS WITH FSC CERTIFICATION, IT MEANS IT IS MADE WITH MATERIALS FROM RESPONSIBLY MANAGED FORESTS AND/OR RECYCLED SOURCES.

JNF IS TAKING VERY SERIOUSLY THE ENVIRONMENTAL CAUSE, AND THIS PROJECT IS ONE EXAMPLE, FROM THE STAINLESS STEEL USED THAT IS RECYCLED TO THE PACKAGING WITHOUT PLASTICS AND CARTON WITH FSC CERTIFICATION.

THE INSPIRATION COMES FROM THE BRANCHES OF THE TREES PROVIDING ORGANIC AND ERGONOMIC SHAPES.

THERE ARE 4 AVAILABLE NATURAL WOOD FINISHES, OAK, BAMBOO, BIRCH & BLACKWOOD. THE FINISH IS ALSO ECO FRIENDLY CREATED BY NATURAL WATER BASED WOOD VARNISH.

AS OPTIONAL, IN THE STAINLESS STEEL WE ALSO CAN PROVIDE COLOUR FINISH, MADE BY PVD TITANIUM, BLACK, GOLD, COOPER AND CHOCOLATE COLOURS CAN BE ACHIEVED WITH THIS PROCESS ALSO WITHOUT ANY ENVIRONMENT IMPACT, AS THE PVD IS A PHYSICAL PROCESS WITHOUT ANY CHEMICAL PROCESS INVOLVED.

LA COLECCIÓN WOOD NATURE FUE DESARROLLADA PARA TENER EL MENOR IMPACTO AMBIENTAL POSIBLE, UTILIZANDO MATERIALES RECICLADOS Y MADERA CERTIFICADA FSC, ES DECIR, CON MATERIALES PROVENIENTES DE BOSQUES MANEJADOS RESPONSABLEMENTE Y/O FUENTES RECICLADAS.

LA CAUSA AMBIENTAL ES ALGO QUE JNF TIENE COMO PRIORIDAD, Y ESTE PROYECTO ES UN EJEMPLO, DESDE EL USO DE ACERO INOXIDABLE QUE SE RECICLA HASTA LOS EMPAQUES DE CARTÓN CERTIFICADOS FSC, SIN EL USO DE NINGÚN TIPO DE PLÁSTICO.

LA INSPIRACIÓN VIENE DE LAS RAMAS DE LOS ÁRBOLES APORTANDO FORMAS ORGÁNICAS Y ERGONÓMICAS.

HAY 4 ACABADOS DE MADERA NATURAL DISPONIBLES, ROBLE, BAMBÚ, ABEDUL Y BLACKWOOD. EL ACABADO TAMBIÉN ES ECOLÓGICAMENTE SOSTENIBLE, UTILIZANDO BARNIZ PARA MADERA AL AGUA.

COMO OPCIÓN, EN ACERO INOXIDABLE TAMBIÉN PODEMOS OFRECER ACABADOS EN COLOR, MEDIANTE EL PROCESO PVD TITANIUM, SE PUEDEN CREAR CON ESTE PROCESO NEGRO, DORADO, COBRE Y CHOCOLATE IGUALMENTE SIN IMPACTO AMBIENTAL, SIENDO EL PVD UN PROCESO FÍSICO.



LOFT COPPER WIRE

PUXADORES E ACESSÓRIOS /
 LEVER HANDLES AND ACCESSORIES /
 MANILLAS Y ACCESORIOS.



.P
 Mirror
 finish

.TB
 PVD
 Titanium
 black

.TG
 PVD
 Titanium
 gold

.TCO
 PVD
 Titanium
 copper

.TCH
 PVD
 Titanium
 chocolate



Anti-bacterial
 Copper material

Mais informação /
 More information /
 Más información:
 WWW.JNF.PT



Pag.240



Pag.340




Pag.264



Pag.272



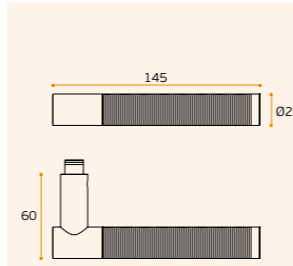
Pag.282



IN.00.188 LOFT COPPER WIRE

Puxador de porta /
 Door lever handle / Manilla de puerta
RC08M (Roseta standard / Standard rose)

.TB **.TG** **.TCO** **.TCH**



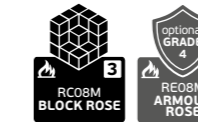
MATERIAL: EN 1.4301 / AISI 304

ACABAMENTO / FINISH / ACABADO:
 STANDARD: SATINADO + COPPER /
 SATIN + COPPER / SATIN + COPPER

OPTIONAL: PVD TITANIUM COATED

.TB / **.TG** / **.TCO** / **.TCH**

DESIGN: CHRISTIAN MAGALHÃES



SOLID ■
 EN1906 3 7 1 0 3 0 8

PÁTINA NATURAL

A PEGA DE COBRE DO PUXADOR
 PROPOSITADAMENTE NÃO TEM TRATAMENTO DE
 SUPERFÍCIE, PARA QUE POSSA DESENVOLVER
 A SUA PRÓPRIA PÁTINA AO LONGO DO TEMPO
 CONFORME O USO E O AMBIENTE ONDE
 ESTÁ INSERIDO.

NATURAL PATINA

THE HANDLE COPPER PART DOESN'T HAVE A SURFACE
 COATING ON PURPOSE, SO IT CAN DEVELOP ITS OWN
 PATINA OVER THE TIME ACCORDING TO THE USE AND THE
 ENVIRONMENT WHERE IT IS INSERTED.

PATINA NATURAL

EL ASA DE COBRE DE LA MANILLA NO TIENE TRATAMIENTO
 DE SUPERFÍCIE, PARA QUE PUEDA DESARROLLAR SU PROPIA
 PATINA A LO LARGO DEL TIEMPO SEGÚN EL USO Y EL
 AMBIENTE DONDE ESTÁ INSERTADO.

MAIS INFORMAÇÃO / MORE INFORMATION / MÁS INFORMACIÓN:
 WWW.JNF.PT

ANTI-BACTERIAL
 Copper material

IN.07.187.D LOFT COPPER WIRE

Asa de porta dupla / Double door handle /
 Manillon de puerta doble.
 Design: Christian Magalhães

.TB **.TG** **.TCO** **.TCH**

MATERIAL: EN 1.4301 / AISI 304

ACABAMENTO / FINISH / ACABADO:
 STANDARD: SATINADO / SATIN /
 SATIN+ COBRE / COPPER / COBRE

OPTIONAL: PVD TITANIUM COATED

.TB / **.TG** / **.TCO** / **.TCH**

DESIGN: CHRISTIAN MAGALHÃES

SEMI SOLID ■
 EN1906 3 7 1 0 3 0 8

PÁTINA NATURAL

A PEGA DE COBRE DO PUXADOR
 PROPOSITADAMENTE NÃO TEM TRATAMENTO DE
 SUPERFÍCIE, PARA QUE POSSA DESENVOLVER
 A SUA PRÓPRIA PÁTINA AO LONGO DO TEMPO
 CONFORME O USO E O AMBIENTE ONDE
 ESTÁ INSERIDO.

NATURAL PATINA

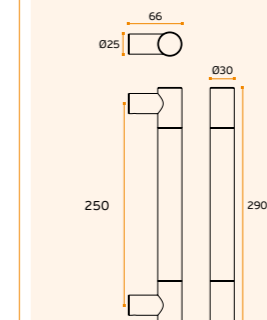
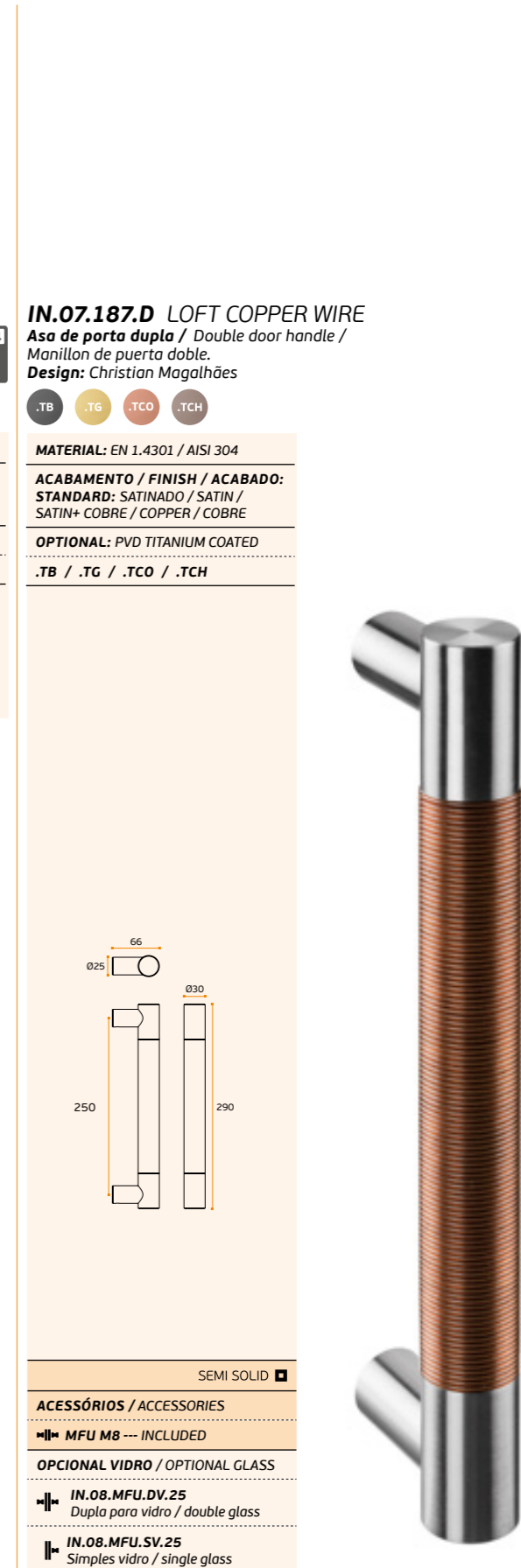
THE HANDLE COPPER PART DOESN'T HAVE A SURFACE
 COATING ON PURPOSE, SO IT CAN DEVELOP ITS OWN
 PATINA OVER THE TIME ACCORDING TO THE USE AND THE
 ENVIRONMENT WHERE IT IS INSERTED.

PATINA NATURAL

EL ASA DE COBRE DE LA MANILLA NO TIENE TRATAMIENTO
 DE SUPERFÍCIE, PARA QUE PUEDA DESARROLLAR SU PROPIA
 PATINA A LO LARGO DEL TIEMPO SEGÚN EL USO Y EL
 AMBIENTE DONDE ESTÁ INSERTADO.

MAIS INFORMAÇÃO / MORE INFORMATION / MÁS INFORMACIÓN:
 WWW.JNF.PT

ANTI-BACTERIAL
 Copper material



SEMI SOLID ■

ACESSÓRIOS / ACCESSORIES

MFU M8 --- INCLUDED

OPCIONAL VIDRO / OPTIONAL GLASS

IN.08.MFU.DV.25
 Dupla para vidro / double glass

IN.08.MFU.SV.25
 Simples vidro / single glass

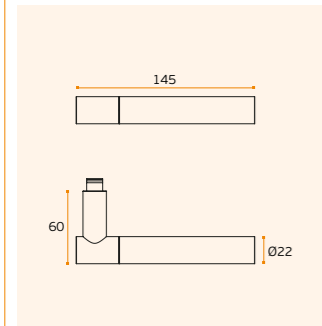

LOFT

PUXADORES E ACESSÓRIOS /
LEVER HANDLES AND ACCESSORIES /
MANILLAS Y ACCESORIOS.

IN.00.185 LOFT

Puxador de porta / Door lever handle / Manilla de
puerta. **RC08M** (Roseta standard / Standard rose)
Design: Christian Magalhães

.TB .TG .TCO .TCH



MATERIAL: EN 1.4301 / AISI 304

ACABAMENTO / FINISH / ACABADO:
STANDARD: SATINADO + RAL9005 /
SATIN + RAL 9005 / SATIN + RAL 9005

OPTIONAL: PVD TITANIUM COATED

.TB / .TG / .TCO / .TCH

SOLID ■

EN1906 2 7 - 1 0 3 0 B

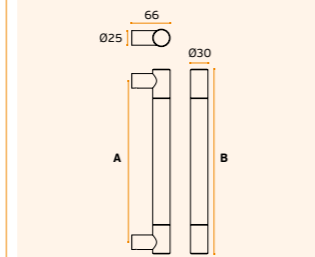
IN.07.185.D LOFT

Asa de porta dupla / Double door
handle / Manillon de puerta doble.

Design: Christian Magalhães

.TB .TG .TCO .TCH

A	B
250	290
400	440
600	640
900	940



SOLID ■

ACESSÓRIOS / ACCESSORIES

MFU M8 --- INCLUDED

OPCIONAL VIDRO / OPTIONAL GLASS

IN.08.MFU.DV.25
Dupla para vidro / double glassIN.08.MFU.SV.25
Simple para vidro / single glass.P
Mirror
finish.TB
PVD
Titanium
black.TG
PVD
Titanium
gold.TCO
PVD
Titanium
copper.TCH
PVD
Titanium
chocolate

IN.00.186 LOFT

Puxador de porta rotativo / Turning
door knob / Pomo de puerta giratorio.
RC08M (Roseta standard / Standard rose)

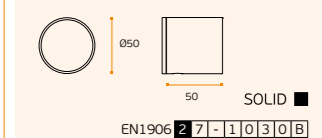
.TB .TG .TCO .TCH

MATERIAL: EN 1.4301 / AISI 304

ACABAMENTO / FINISH / ACABADO:
STANDARD: SATINADO + RAL9005 /
SATIN + RAL 9005 / SATIN + RAL 9005

OPTIONAL: PVD TITANIUM COATED

.TB / .TG / .TCO / .TCH



SOLID ■

EN1906 2 7 - 1 0 3 0 B



IN.00.187 LOFT

Torniquete de porta / Door
tourniquet / Torniquete. **RC08M**
(Roseta standard / Standard rose)

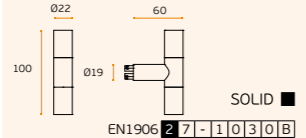
.TB .TG .TCO .TCH

MATERIAL: EN 1.4301 / AISI 304

ACABAMENTO / FINISH / ACABADO:
STANDARD: SATINADO + RAL9005 /
SATIN + RAL 9005 / SATIN + RAL 9005

OPTIONAL: PVD TITANIUM COATED

.TB / .TG / .TCO / .TCH



SOLID ■

EN1906 2 7 - 1 0 3 0 B



IN.22.185 LOFT

Puxador de móvel /
Furniture knob / Pomo de mueble.
Design: Christian Magalhães

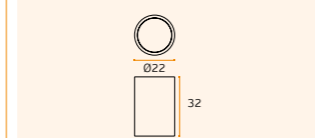
.TB .TG .TCO .TCH

MATERIAL: EN 1.4301 / AISI 304

ACABAMENTO / FINISH / ACABADO:
STANDARD: SATINADO + RAL9005 /
SATIN + RAL 9005 / SATIN + RAL 9005

OPTIONAL: PVD TITANIUM COATED

.TB / .TG / .TCO / .TCH



IN.13.185.50 LOFT Ø50

IN.13.185.30 LOFT Ø30
Botente de chão /
Door stopper / Tope de puerta.

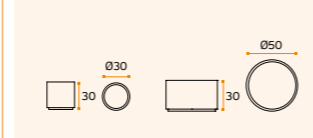
.TB .TG .TCO .TCH

MATERIAL: EN 1.4301 / AISI 304

ACABAMENTO / FINISH / ACABADO:
STANDARD: SATINADO + RAL9005 /
SATIN + RAL 9005 / SATIN + RAL 9005

OPTIONAL: PVD TITANIUM COATED

.TB / .TG / .TCO / .TCH



Pag.240

Pag.340

Pag.264

Pag.272

Pag.282



LINK COLLECTION

PUXADORES E ACESSÓRIOS /
 LEVER HANDLES AND ACCESSORIES /
 MANILLAS Y ACCESORIOS.

ESTE SISTEMA PERMITE UMA
 LIGAÇÃO ENTRE O PUXADOR E
 A DECORAÇÃO DA PORTA: AÇO,
 BORRACHA, MADEIRA, VIDRO,
 PEDRA, PORCELANA, COBRE,
 LATÃO, SEM LIMITE PARA A
 SUA IMAGINAÇÃO...

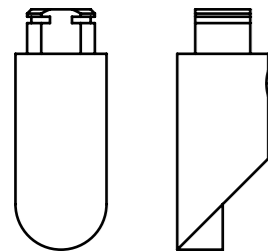
ESTA LIGAÇÃO (LINK) É A MAIS
 VERSÁTIL E IMAGINATIVA
 ENTRE A DECORAÇÃO E OS
 PUXADORES DA PORTA.

THIS SYSTEM ALLOW YOU TO
 MAKE ANY LINK BETWEEN
 THE DOOR HANDLE AND YOUR
 DECORATION: STEEL, RUBBER,
 WOOD, GLASS, STONE, CERAMIC,
 COPPER, BRASS, WITHOUT LIMITS
 TO YOUR IMAGINATION...

THIS IS ONE OF THE MOST
 VERSATILE AND IMAGINATIVE
 LINK BETWEEN YOUR
 DECORATION AND THE
 HANDLES.

ESTE SISTEMA PERMITE
 UNA CONEXIÓN ENTRE LA
 MANILLA DE LA PUERTA Y
 SU DECORACIÓN: ACERO,
 CAUCHO, MADERA, CRISTAL,
 PIEDRA, PORCELANA, COBRE,
 LATÓN, SIN LIMITES PARA SU
 IMAGINACIÓN...

ESTA CONECCIÓN (LINK) ES LA
 MÁS VERSÁTIL Y IMAGINATIVA
 ENTRE SU DECORACIÓN Y LAS
 MANILLAS.



NEW

 IN.00.455.OP1
 LINK OPTIC


NEW

 IN.00.455.OP2
 LINK OPTIC

 IN.00.440
 LINK TRUE SILVER 925

 IN.00.441
 LINK TRUE SILVER 925


 IN.00.442
 LINK TRUE SILVER 925

 IN.00.449
 LINK PORCELANA BLUE

 IN.00.448
 LINK PORCELANA BLACK

 IN.00.447
 LINK PORCELANA WHITE

 IN.00.446
 LINK PORCELANA FLEUR-DE-LIS

 IN.00.445
 LINK PORCELANA PORTO

 IN.00.401
 LINK BIKE - BLACK

 IN.00.402
 LINK BIKE - BROWN

 IN.00.452.B
 LINK LEATHER - BROWN


 IN.00.452.C
 LINK LEATHER - CAMEL

 IN.00.452.N
 LINK LEATHER - BLACK

 IN.00.428
 LINK WORKSHOP

 IN.00.412.A
 LINK JET

 IN.00.460
 LINK CONCRETE

 IN.00.413.A
 LINK DIAMOND JET

 IN.00.450
 LINK BRASS DIAMOND CUT

 IN.00.451
 LINK BRASS

 IN.00.409
 LINK COPPER

 IN.00.406
 LINK COPPER WIRE

 IN.00.411.C
 LINK CARVALHO

 IN.00.411
 LINK WENGÉ

 IN.00.412.RAW.24K
 LINK GOLD 24K

 IN.00.412
 LINK SATIN

 IN.00.413
 LINK DIAMOND CUT


LINK OPTIC

PUXADORES E ACESSÓRIOS /
LEVER HANDLES AND ACCESSORIES /
MANILLAS Y ACCESORIOS.

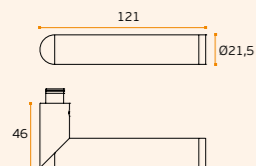
NEW



IN.00.455.OP1 LINK OPTIC 1
Puxador de porta /
Door lever handle / Manilla de puerta
RC08M (Roseta standard / Standard rose)



.TB .TG .TCO .TCH



MATERIAL: EN 1.4301 / AISI 304

ACABAMENTO / FINISH / ACABADO:
STANDARD: SATINADO / SATIN / SATIN

OPTIONAL: PVD TITANIUM COATED

.TB / .TG / .TCO / .TCH

SEMI SOLID ■

EN1906 3-4 7-1 1030B

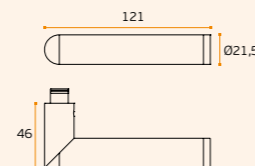
NEW



IN.00.455.OP2 LINK OPTIC 2
Puxador de porta /
Door lever handle / Manilla de puerta
RC08M (Roseta standard / Standard rose)



.TB .TG .TCO .TCH



MATERIAL: EN 1.4301 / AISI 304

ACABAMENTO / FINISH / ACABADO:
STANDARD: SATINADO / SATIN / SATIN

OPTIONAL: PVD TITANIUM COATED

.TB / .TG / .TCO / .TCH

SEMI SOLID ■

EN1906 3-4 7-1 1030B

Link Optic inspiram-se nos óculos de acetato de celulose, explorando os padrões de tartaruga, para uma abordagem arrojada ao cruzamento da moda com o design de interiores. Os dois modelos disponíveis trazem um acabamento surpreendente que brincam com a luz e destacam as suas cores, permitindo contrastes decorativos que fazem de um puxador uma peça de destaque e ele próprio uma fonte de inspiração.

Link Optic draws inspiration from cellulose acetate eyewear, exploring turtle patterns for a bold approach to the intersection of fashion and interior design.

The two models available have a surprising finish that plays with light and highlights colors, allowing decorative contrasts.

A simple lever handle is capable of standing out as a singular piece and a source of inspiration.


Link Optic se inspira en las gafas de acetato de celulose, explorando los patrones de las tortugas para un enfoque audaz en la intersección de la moda y el diseño de interiores.

Los dos modelos disponibles tienen un sorprendente acabado que juega con la luz y resalta los colores, permitiendo contrastes decorativos.


Una sencilla manilla es capaz de destacar como pieza singular y fuente de inspiración.

JNF A NEW
HARDWARE
VISION!LINK OPTIC
IN.00.455.OP2.P
Mirror
finish.TB
PVD
Titanium
black.TG
PVD
Titanium
gold.TCO
PVD
Titanium
copper.TCH
PVD
Titanium
chocolate

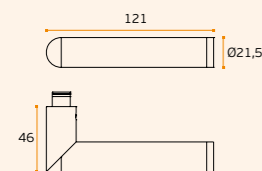
LINK SYSTEM

PUXADORES E ACESSÓRIOS /
LEVER HANDLES AND ACCESSORIES /
MANILLAS Y ACCESORIOS.

IN.00.412 LINK SATIN

Puxador de porta /
Door lever handle / Manilla de puerta
RC08M (Roseta standard / Standard rose)

.TB .TG .TCO .TCH



MATERIAL: EN 1.4301 / AISI 304

ACABAMENTO / FINISH / ACABADO:
STANDARD: SATINADO / SATIN / SATIN

OPTIONAL: PVD TITANIUM COATED

.TB / .TG / .TCO / .TCH

SEMI SOLID

EN1906 3-4 7-1 0 3 0 B

IN.07.412.D LINK

Asa de porta dupla /
Double door handle /
Manillon de puerta doble.

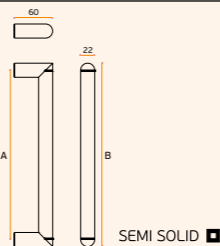
MATERIAL: EN 1.4301 / AISI 304

ACABAMENTO / FINISH / ACABADO:
STANDARD: SATINADO / SATIN / SATIN

OPTIONAL: PVD TITANIUM COATED

.TB / .TG / .TCO / .TCH

A	B
250	272
425	447
600	622




ACESSÓRIOS / ACCESSORIES

MFU M6 --- INCLUDED

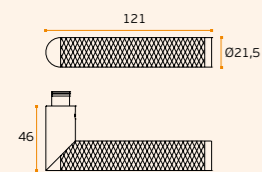
OPCIONAL VIDRO / OPTIONAL GLASS

IN.08.MFU.DV.22
Dupla para vidro / double glassIN.08.MFU.SV.22
Simple vidro / single glass

IN.00.413 LINK DIAMOND CUT

Puxador de porta /
Door lever handle / Manilla de puerta
RC08M (Roseta standard / Standard rose)

.TB .TG .TCO .TCH



MATERIAL: EN 1.4301 / AISI 304

ACABAMENTO / FINISH / ACABADO:
STANDARD: SATINADO / SATIN / SATIN

OPTIONAL: PVD TITANIUM COATED

.TB / .TG / .TCO / .TCH


SEMI SOLID

EN1906 3-4 7-1 0 3 0 B

IN.00.413.TB
Titanium blackIN.00.413.TG
Titanium goldIN.00.413.TCO
Titanium copperIN.00.413.TCH
Titanium chocolateLINK
SYSTEMESTE SISTEMA PERMITE UMA
LIGAÇÃO ENTRE O PUXADOR
E A DECORAÇÃO DA PORTA.
ESTA LIGAÇÃO (LINK) É A MAIS
VERSÁTIL E IMAGINATIVA ENTRE
A DECORAÇÃO E OS PUXADORES
DA PORTA.THIS SYSTEM ALLOWS YOU TO MAKE ANY
LINK BETWEEN THE DOOR HANDLE AND
YOUR DECORATION. THIS IS ONE OF THE
MOST VERSATILE AND IMAGINATIVE LINK
BETWEEN YOUR DECORATION AND THE
HANDLES.ESTE SISTEMA PERMITE UNA CONEXIÓN
ENTRE LA MANILLA DE LA PUERTA Y SU
DECORACIÓN. ESTA CONEXIÓN (LINK) ES LA
MÁS VERSÁTIL Y IMAGINATIVA ENTRE SU
DECORACIÓN Y LAS MANILLAS.

LINK SYSTEM

PUXADORES E ACESSÓRIOS /
LEVER HANDLES AND ACCESSORIES /
MANILLAS Y ACCESORIOS.




.P
Mirror
finish

.TB
PVD
Titanium
black


.TG
PVD
Titanium
gold

.TCO
PVD
Titanium
copper

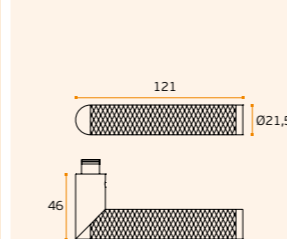
.TCH
PVD
Titanium
chocolate



IN.00.413.A LINK DIAMOND JET
Puxador de porta /
Door lever handle / Manilla de puerta
RCO8M (Roseta standard / Standard rose)



.TB **.TG** **.TCO** **.TCH**



MATERIAL: EN 1.4301 / AISI 304

ACABAMENTO / FINISH / ACABADO:
STANDARD: SATINADO + JET FINISH
/ SATIN + JET FINISH / SATIN + JET
FINISH

OPTIONAL: PVD TITANIUM COATED
.TB / .TG / .TCO / .TCH

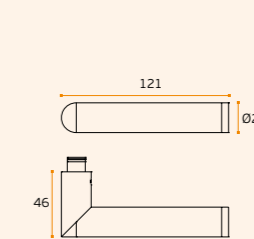
SEMI SOLID
EN1906 3-4 7-1 10 3 0 B



IN.00.412.A LINK JET
Puxador de porta /
Door lever handle / Manilla de puerta
RCO8M (Roseta standard / Standard rose)



.TB **.TG** **.TCO** **.TCH**



MATERIAL: EN 1.4301 / AISI 304

ACABAMENTO / FINISH / ACABADO:
STANDARD: SATINADO + JET FINISH
/ SATIN + JET FINISH / SATIN + JET
FINISH

OPTIONAL: PVD TITANIUM COATED
.TB / .TG / .TCO / .TCH

SEMI SOLID
EN1906 3-4 7-1 10 3 0 B

NEW



IN.00.414.TB
Titanium black



IN.00.414.TG
Titanium gold



IN.00.414.TCO
Titanium copper



IN.00.414.TCH
Titanium chocolate

Pag. 240

Pag. 340


Pag. 264

Pag. 272

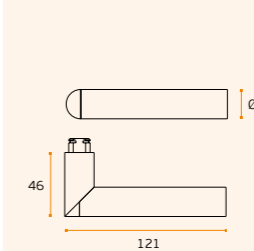
Pag. 282



IN.00.410 LINK BLACK
Puxador de porta /
Door lever handle / Manilla de puerta
RCO8M (Roseta standard / Standard rose)



.TB **.TG** **.TCO** **.TCH**



MATERIAL: EN 1.4301 / AISI 304


ACABAMENTO / FINISH / ACABADO:
STANDARD: SATINADO + RAL 9005 /
SATIN + RAL 9005 / SATIN + RAL 9005

OPTIONAL: PVD TITANIUM COATED
.TB / .TG / .TCO / .TCH

SEMI SOLID
EN1906 3-4 7-1 10 3 0 B

LINK SILVER COLLECTION

PUXADORES E ACESSÓRIOS /
LEVER HANDLES AND ACCESSORIES /
MANILLAS Y ACCESORIOS.



.P
Mirror
finish

.TB
PVD
Titanium
black

.TG
PVD
Titanium
gold

.TCO
PVD
Titanium
copper

.TCH
PVD
Titanium
chocolate

.P
Mirror
finish

.TB
PVD
Titanium
black

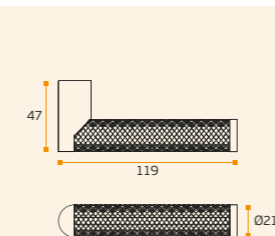

.TG
PVD
Titanium
gold

.TCO
PVD
Titanium
copper

.TCH
PVD
Titanium
chocolate



IN.00.440
LINK SILVER COLLECTION
Puxador de porta /
Door lever handle / Manilla de puerta
RC08M (Roseta standard / Standard rose)



MATERIAL: EN 1.4301 / AISI 304 +
PRATA 925 / SATIN + SILVER 925 /
SATIN + PLATA 925

ACABAMENTO / FINISH / ACABADO:
STANDARD: SATINADO

★ 925 STERLING SILVER SEMI SOLID
EN1906 3-4 7-1 1030B

SILVER COLLECTION
TIVEMOS A OUSADIA DE CONCILIAR A
OURIVESARIA CLÁSSICA ARTESANAL COM
A TECNOLOGIA DE PONTA UTILIZADA NA
CRIAÇÃO DESTA COLEÇÃO DE PUXADORES.

SILVER COLLECTION
WE HAD THE COURAGE TO RECONCILE CLASSICAL
HANDMADE JEWELRY WITH THE LATEST TECHNOLOGY
USED IN CREATING THIS COLLECTION OF HANDLES.

SILVER COLLECTION
DESDE LO CLÁSICO A LA MODERNIDAD TUVIMOS
EL CORAJE DE CONCILIAR JOYERÍA HECHA A MANO
CLÁSICA CON LA ÚLTIMA TECNOLOGÍA UTILIZADA EN LA
CREACIÓN.



.P
Pag.240

.TB
Pag.340

.TG
Pag.264

.TCO
Pag.272

.TCH
Pag.282

.P
Pag.240

.TB
Pag.340

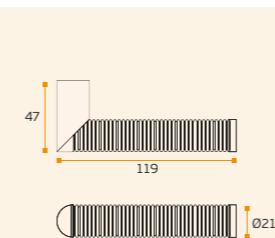
.TG
Pag.264

.TCO
Pag.272

.TCH
Pag.282



IN.00.441
LINK SILVER COLLECTION
Puxador de porta /
Door lever handle / Manilla de puerta
RC08M (Roseta standard / Standard rose)



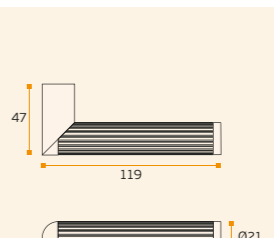
MATERIAL: EN 1.4301 / AISI 304 +
PRATA 925 / SATIN + SILVER 925 /
SATIN + PLATA 925

ACABAMENTO / FINISH / ACABADO:
STANDARD: SATINADO

★ 925 STERLING SILVER SEMI SOLID
EN1906 3-4 7-1 1030B



IN.00.442
LINK SILVER COLLECTION
Puxador de porta /
Door lever handle / Manilla de puerta
RC08M (Roseta standard / Standard rose)



MATERIAL: EN 1.4301 / AISI 304 +
PRATA 925 / SATIN + SILVER 925 /
SATIN + PLATA 925

ACABAMENTO / FINISH / ACABADO:
STANDARD: SATINADO

★ 925 STERLING SILVER SEMI SOLID
EN1906 3-4 7-1 1030B

LINK COPPER

PUXADORES E ACESSÓRIOS /
LEVER HANDLES AND ACCESSORIES /
MANILLAS Y ACCESORIOS.

A

B

C

A APARÊNCIA APÓS PRODUÇÃO
APPEARANCE AFTER PRODUCTION
APARIENCIA DESPUÉS DE LA PRODUCCIÓN

B 3 ANOS DE ENVELHECIMENTO AO TEMPO
3 YEARS OF NATURAL AGING
3 AÑOS DE TIEMPO DE ENVEJECIMIENTO

C 5 ANOS DE ENVELHECIMENTO AO TEMPO
5 YEARS OF NATURAL AGING
5 AÑOS DE TIEMPO DE ENVEJECIMIENTO

.P
Mirror
finish

.TB
PVD
Titanium
black

.TG
PVD
Titanium
gold

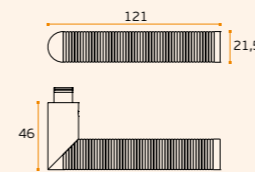
.TCO
PVD
Titanium
copper

.TCH
PVD
Titanium
chocolate



IN.00.406 LINK COPPER WIRE
Puxador de porta /
Door lever handle / Manilla de puerta
RC08M (Roseta standard / Standard rose)

.TB **.TG** **.TCO** **.TCH**



MATERIAL: EN 1.4301 / AISI 304

ACABAMENTO / FINISH / ACABADO:
STANDARD: SATINADO + COPPER /
SATIN + COPPER / SATIN + COPPER

OPTIONAL: PVD TITANIUM COATED

.TB / .TG / .TCO / .TCH

COPPER
MATERIAL

SOLID ■
EN1906 3-4 7-11030B

RC08M
BLOCK ROSEoptional
GRADE
4
RC08M
ARMOUR
ROSE

Anti-bacterial
Copper material

Mais informação /
More information /
Más información:
WWW.JNF.PT



Pag. 240



Pag. 340



Pag. 264



Pag. 272

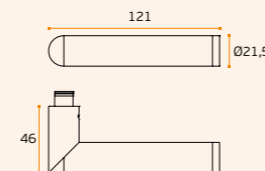


Pag. 282



IN.00.409 LINK COPPER
Puxador de porta /
Door lever handle / Manilla de puerta
RC08M (Roseta standard / Standard rose)

.TB **.TG** **.TCO** **.TCH**



MATERIAL: EN 1.4301 / AISI 304

ACABAMENTO / FINISH / ACABADO:
STANDARD: SATINADO + COPPER /
SATIN + COPPER / SATIN + COPPER

OPTIONAL: PVD TITANIUM COATED

.TB / .TG / .TCO / .TCH

COPPER
MATERIAL

SOLID ■
EN1906 3-4 7-11030B

RC08M
BLOCK ROSEoptional
GRADE
4
RC08M
ARMOUR
ROSE

IN.07.409.D LINK COPPER
Asa de porta dupla /
Double door handle /
Manillon de puerta doble.

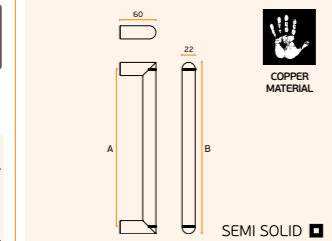
MATERIAL: EN 1.4301 / AISI 304

ACABAMENTO / FINISH / ACABADO:
STANDARD: SATINADO / SATIN / SATIN

OPTIONAL: PVD TITANIUM COATED

.TB / .TG / .TCO / .TCH

A	B
250	272
425	447
600	622



ACCESSÓRIOS / ACCESSORIES

MFU M6 --- INCLUDED

OPCIONAL VIDRO / OPTIONAL GLASS

IN.08.MFU.DV.22

Dupla para vidro / double glass

IN.08.MFU.SV.22

Simples vidro / single glass



Anti-bacterial
Copper material

PÁTINA NATURAL
A PEGA DE COBRE DO PUXADOR
PROPOSITADAMENTE NÃO TEM TRATAMENTO DE
SUPERFÍCIE, PARA QUE POSSA DESENVOLVER A SUA
PRÓPRIA PÁTINA AO LONGO DO TEMPO CONFORME O
USO E O AMBIENTE ONDE ESTÁ INSERIDO.

NATURAL PATINA
THE HANDLE COPPER PART DOESN'T HAVE A SURFACE
COATING ON PURPOSE, SO IT CAN DEVELOP ITS OWN
PATINA OVER THE TIME ACCORDING TO THE USE AND THE
ENVIRONMENT WHERE IT IS INSERTED.

PATINA NATURAL
EL ASA DE COBRE DE LA MANILLA NO TIENE
TRATAMIENTO DE SUPERFÍCIE, PARA QUE PUEDA
DESARROLLAR SU PROPIA PATINA A LO LARGO DEL
TIEMPO SEGÚN EL USO Y EL AMBIENTE DONDE ESTÁ
INSERTADO.

LINK WOOD

PUXADORES E ACESSÓRIOS /
LEVER HANDLES AND ACCESSORIES /
MANILLAS Y ACCESORIOS.

NEW

IN.07.411.C.D LINK OAK
Asa de porta dupla / Double door
handle / Manillon de puerta doble.

.TB .TG .TCO .TCH

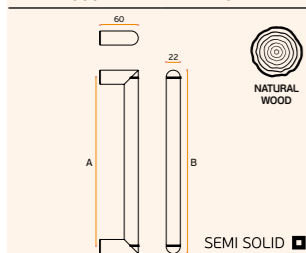
MATERIAL: EN 1.4301 / AISI 304 + WOOD

ACABAMENTO / FINISH / ACABADO:
STANDARD: SATINADO / SATIN / SATIN

OPTIONAL: PVD TITANIUM COATED

.TB / .TG / .TCO / .TCH

A	B
250	272
425	447
600	622



ACESSÓRIOS / ACCESSORIES

MFU M6 --- INCLUDED

OPCIONAL VIDRO / OPTIONAL GLASS

IN.08.MFU.DV.22
Dupla para vidro / double glass

IN.08.MFU.SV.22
Simples vidro / single glass



.P
Mirror
finish

.TB
PVD
Titanium
black

.TG
PVD
Titanium
gold

.TCO
PVD
Titanium
copper

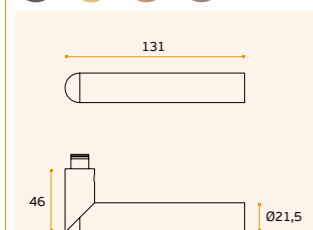
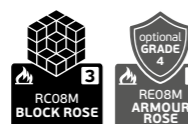
.TCH
PVD
Titanium
chocolate



IN.00.411.C LINK OAK

Puxador de porta /
Door lever handle / Manilla de puerta
RC08M (Roseta standard / Standard rose)

.TB .TG .TCO .TCH




MATERIAL: EN 1.4301 / AISI 304 + WOOD

ACABAMENTO / FINISH / ACABADO:
STANDARD: SATINADO / SATIN / SATIN

OPTIONAL: PVD TITANIUM COATED

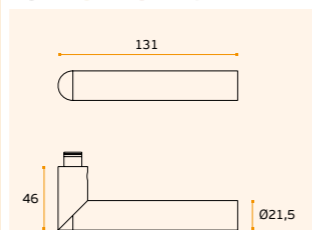

.TB / .TG / .TCO / .TCH



IN.00.411 LINK WENGÉ

Puxador de porta /
Door lever handle / Manilla de puerta
RC08M (Roseta standard / Standard rose)

.TB .TG .TCO .TCH




MATERIAL: EN 1.4301 / AISI 304 + WOOD

ACABAMENTO / FINISH / ACABADO:
STANDARD: SATINADO / SATIN / SATIN

OPTIONAL: PVD TITANIUM COATED

.TB / .TG / .TCO / .TCH



Pag.240

Pag.340

Pag.264

Pag.272

Pag.282



LINK BRASS

PUXADORES E ACESSÓRIOS / LEVER HANDLES AND ACCESSORIES / MANILLAS Y ACCESORIOS.



Anti-bacterial Brass material

PÁTINA NATURAL
A PEGA DE LATÃO DO PUXADOR PROPOSITADAMENTE NÃO TEM TRATAMENTO DE SUPERFÍCIE, PARA QUE POSSA DESENVOLVER A SUA PRÓPRIA PÁTINA AO LONGO DO TEMPO CONFORME O USO E O AMBIENTE ONDE ESTÁ INSERIDO.

NATURAL PATINA
THE HANDLE PART IN BRASS DOESN'T HAVE A SURFACE COATING ON PURPOSE, SO IT CAN DEVELOP ITS OWN PATINA OVER THE TIME ACCORDING TO THE USE AND THE ENVIRONMENT WHERE IT IS INSERTED.

PATINA NATURAL
LA MANETA EN LATÓN DE LA MANILLA NO TIENE TRATAMIENTO DE SUPERFÍCIE, PARA QUE PUEDA DESARROLLAR SU PROPIA PATINA A LO LARGO DEL TIEMPO SEGÚN EL USO Y EL AMBIENTE DONDE ESTÁ INSERTADO.


IMAGE / IMAGEM: IN.00.450

LINK BIKE

PUXADORES E ACESSÓRIOS / LEVER HANDLES AND ACCESSORIES / MANILLAS Y ACCESORIOS.



IMAGE / IMAGEM: IN.00.402

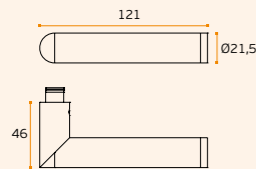


IN.00.451 LINK BRASS

Puxador de porta / Door lever handle / Manilla de puerta. **RC08M** (Roseta standard / Standard rose)



.TB .TG .TCO .TCH



MATERIAL: EN 1.4301 / AISI 304 + LATÃO / BRASS / LATÓN

ACABAMENTO / FINISH / ACABADO: STANDARD: SATINADO / SATIN

OPTIONAL: PVD TITANIUM COATED

.TB / .TG / .TCO / .TCH



BRASS MATERIAL EN1906 3-4 7-1-1030B

SOLID ■

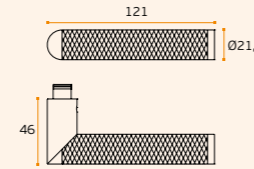


IN.00.450 BRASS DIAMOND CUT

Puxador de porta / Door lever handle / Manilla de puerta. **RC08M** (Roseta standard / Standard rose)



.TB .TG .TCO .TCH



MATERIAL: EN 1.4301 / AISI 304 + LATÃO / BRASS / LATÓN

ACABAMENTO / FINISH / ACABADO: STANDARD: SATINADO / SATIN

OPTIONAL: PVD TITANIUM COATED

.TB / .TG / .TCO / .TCH



BRASS MATERIAL EN1906 3-4 7-1-1030B

SOLID ■



Anti-bacterial Brass material

Mais informação / More information / Más información: WWW.JNF.PT



Pag.240



Pag.340



Pag.264



Pag.272



Pag.282



Pag.240



Pag.340



Pag.264



Pag.272




Pag.282

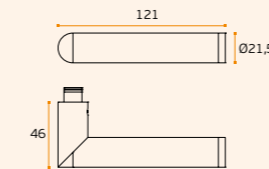


IN.00.401 LINK BIKE

Puxador de porta / Door lever handle / Manilla de puerta. **RC08M** (Roseta standard / Standard rose) **Design: Pedro Sousa**



.TB .TG .TCO .TCH



MATERIAL: EN 1.4301 / AISI 304 + PELE NATURAL PRETO / NATURAL LEATHER BLACK / CUERO NATURAL NEGRO

ACABAMENTO / FINISH / ACABADO: STANDARD: SATINADO / SATIN / SATIN

OPTIONAL: PVD TITANIUM COATED

.TB / .TG / .TCO / .TCH



NATURAL LEATHER

EN1906 3-4 7-1-1030B

SOLID ■

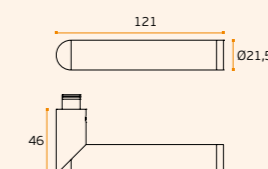


IN.00.402 LINK BIKE

Puxador de porta / Door lever handle / Manilla de puerta. **RC08M** (Roseta standard / Standard rose) **Design: Pedro Sousa**



.TB .TG .TCO .TCH



MATERIAL: EN 1.4301 / AISI 304 + PELE NATURAL CASTANHO / NATURAL LEATHER BROWN / CUERO NATURAL MARRÓN

ACABAMENTO / FINISH / ACABADO: STANDARD: SATINADO / SATIN / SATIN

OPTIONAL: PVD TITANIUM COATED

.TB / .TG / .TCO / .TCH



NATURAL LEATHER

EN1906 3-4 7-1-1030B

SOLID ■

LINK LEATHER

PUXADORES E ACESSÓRIOS /
LEVER HANDLES AND ACCESSORIES /
MANILLAS Y ACCESORIOS.



.P
Mirror
finish

.TB
PVD
Titanium
black

.TG
PVD
Titanium
gold

.TCO
PVD
Titanium
copper

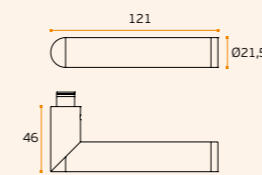
.TCH
PVD
Titanium
chocolate



IN.00.452.B LINK LEATHER
Puxador de porta /
Door lever handle / Manilla de puerta
RC08M (Roseta standard / Standard rose)



.TB **.TG** **.TCO** **.TCH**



MATERIAL: EN 1.4301/AISI 304 +
PELE NATURAL CASTANHA / NATURAL
BROWN LEATHER / CUERO NATURAL-
MARRÓN

ACABAMENTO / FINISH / ACABADO:
STANDARD: SATINADO / SATIN / SATIN

OPTIONAL: PVD TITANIUM COATED

.TB / .TG / .TCO / .TCH



SOLID ■

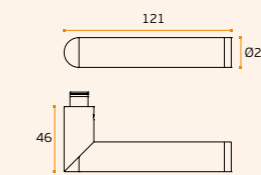
EN1906 3-4 7-1-1030B



IN.00.452.C LINK LEATHER
Puxador de porta /
Door lever handle / Manilla de puerta
RC08M (Roseta standard / Standard rose)



.TB **.TG** **.TCO** **.TCH**



MATERIAL: EN 1.4301/AISI 304 + PELE
NATURAL CAMEL / NATURAL CAMEL
LEATHER / CUERO NATURAL CAMEL

ACABAMENTO / FINISH / ACABADO:
STANDARD: SATINADO / SATIN / SATIN

OPTIONAL: PVD TITANIUM COATED

.TB / .TG / .TCO / .TCH



SOLID ■

EN1906 3-4 7-1-1030B

Pag.240

Pag.340


Pag.264

Pag.272

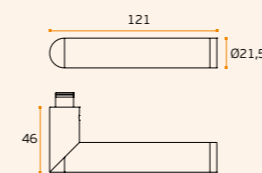
Pag.282



IN.00.452.N LINK LEATHER
Puxador de porta /
Door lever handle / Manilla de puerta
RC08M (Roseta standard / Standard rose)



.TB **.TG** **.TCO** **.TCH**



MATERIAL: EN 1.4301/AISI 304 + PELE
NATURAL PRETO / NATURAL BLACK
LEATHER / CUERO NATURAL NEGRO

ACABAMENTO / FINISH / ACABADO:
STANDARD: SATINADO / SATIN / SATIN

OPTIONAL: PVD TITANIUM COATED

.TB / .TG / .TCO / .TCH



SOLID ■

EN1906 3-4 7-1-1030B



IN.00.452.N.TB
Titanium black



IN.00.452.N.TG
Titanium gold



IN.00.452.N.TCO
Titanium copper




IN.00.452.N.TCH
Titanium chocolate

LINK PORCELANA

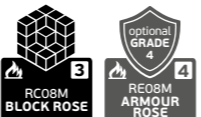
PUXADORES E ACESSÓRIOS /
LEVER HANDLES AND ACCESSORIES /
MANILLAS Y ACCESORIOS.



IN.00.445 PORCELANA PORTO
Puxador de porta / Door lever handle / Manilla de puerta. **RC08M** (Roseta standard / Standard rose)
Design: Christian Magalhães

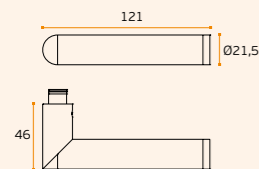


IN.00.446 PORCELANA FLEUR-DE-LIS
Puxador de porta / Door lever handle / Manilla de puerta. **RC08M** (Roseta standard / Standard rose)
Design: Christian Magalhães



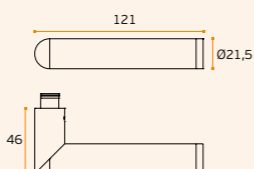
.TB .TG .TCO .TCH

.TB .TG .TCO .TCH



MATERIAL: EN 1.4301 / AISI 304 +
PORCELANA / PORCELAIN
ACABAMENTO / FINISH / ACABADO:
STANDARD: SATINADO / SATIN / SATIN
OPTIONAL: PVD TITANIUM COATED
.TB / .TG / .TCO / .TCH

SOLID ■
EN1906 3-4 7-1 1030B



MATERIAL: EN 1.4301 / AISI 304 +
PORCELANA / PORCELAIN
ACABAMENTO / FINISH / ACABADO:
STANDARD: SATINADO / SATIN / SATIN
OPTIONAL: PVD TITANIUM COATED
.TB / .TG / .TCO / .TCH

SOLID ■
EN1906 3-4 7-1 1030B


.P
Mirror
finish

.TB
PVD
Titanium
black

.TG
PVD
Titanium
gold

.TCO
PVD
Titanium
copper

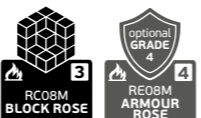
.TCH
PVD
Titanium
chocolate



IN.00.448 PORCELANA BLACK
Puxador de porta / Door lever handle / Manilla de puerta. **RC08M** (Roseta standard / Standard rose)
Design: Christian Magalhães

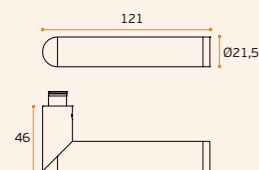


IN.00.449 PORCELANA BLUE
Puxador de porta / Door lever handle / Manilla de puerta. **RC08M** (Roseta standard / Standard rose)
Design: Christian Magalhães



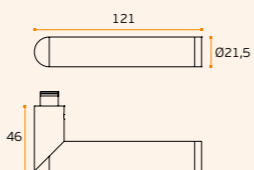
.TB .TG .TCO .TCH

.TB .TG .TCO .TCH



MATERIAL: EN 1.4301 / AISI 304 +
PORCELANA / PORCELAIN
ACABAMENTO / FINISH / ACABADO:
STANDARD: SATINADO / SATIN / SATIN
OPTIONAL: PVD TITANIUM COATED
.TB / .TG / .TCO / .TCH

SOLID ■
EN1906 3-4 7-1 1030B



MATERIAL: EN 1.4301 / AISI 304 +
PORCELANA / PORCELAIN
ACABAMENTO / FINISH / ACABADO:
STANDARD: SATINADO / SATIN / SATIN
OPTIONAL: PVD TITANIUM COATED
.TB / .TG / .TCO / .TCH

SOLID ■
EN1906 3-4 7-1 1030B

Pag.240

Pag.240

Pag.340

Pag.340

Pag.264

Pag.264

Pag.272


Pag.272

Pag.282

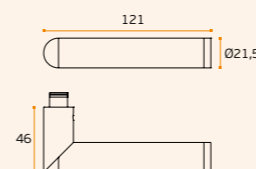
Pag.282



IN.00.447 PORCELANA WHITE
Puxador de porta / Door lever handle / Manilla de puerta. **RC08M** (Roseta standard / Standard rose)
Design: Christian Magalhães



.TB .TG .TCO .TCH



MATERIAL: EN 1.4301 / AISI 304 +
PORCELANA / PORCELAIN
ACABAMENTO / FINISH / ACABADO:
STANDARD: SATINADO / SATIN / SATIN
OPTIONAL: PVD TITANIUM COATED
.TB / .TG / .TCO / .TCH

SOLID ■
EN1906 3-4 7-1 1030B

IN.00.447.TB
Titanium black

IN.00.447.TG
Titanium gold

IN.00.447.TCO
Titanium copper

IN.00.447.TCH
Titanium chocolate

LINK CONCRETE

PUXADORES E ACESSÓRIOS / LEVER HANDLES AND ACCESSORIES / MANILLAS Y ACCESORIOS.



O BETÃO É CONSIDERADO UM DOS MATERIAIS NOBRES DA CONSTRUÇÃO E ARQUITETURA CONTEMPORÂNEA. PELA SUA RELEVÂNCIA NO NOSSO QUOTIDIANO, CONSTRUÇÃO E ARQUITETURA, A JNF APRESENTA UM PUXADOR QUE COMBINA O AÇO INOXIDÁVEL COM O BETÃO, DENTRO DA SÉRIE LINK SYSTEM.

CONCRETE IS CONSIDERED ONE OF THE NOBLE MATERIALS OF CONTEMPORARY CONSTRUCTION AND ARCHITECTURE. DUE TO ITS RELEVANCE IN OUR DAILY LIVES, CONSTRUCTION, AND ARCHITECTURE, JNF PRESENTS A HANDLE THAT COMBINES STAINLESS STEEL WITH CONCRETE, WITHIN THE LINK SYSTEM SERIES.

EL HORMIGÓN SE CONSIDERA UNO DE LOS MATERIALES NOBLES DE LA CONSTRUCCIÓN Y LA ARQUITECTURA CONTEMPORÁNEAS. POR SU RELEVANCIA EN NUESTRO DÍA A DÍA, CONSTRUCCIÓN Y ARQUITECTURA, JNF PRESENTA UN TIRADOR QUE COMBINA ACERO INOXIDABLE CON HORMIGÓN, DENTRO DE LA SERIE LINK SYSTEM.

IMAGE / IMAGEM: IN.00.460 + IN.20.977.55



LINK WORKSHOP

PUXADORES E ACESSÓRIOS / LEVER HANDLES AND ACCESSORIES / MANILLAS Y ACCESORIOS.

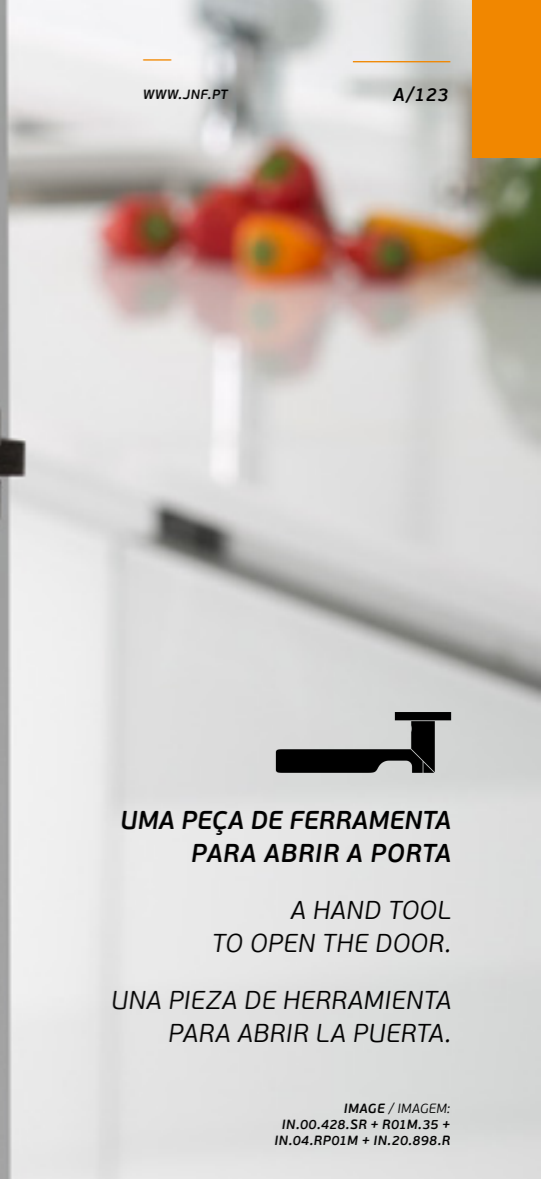


UMA PEÇA DE FERRAMENTA PARA ABRIR A PORTA

A HAND TOOL TO OPEN THE DOOR.

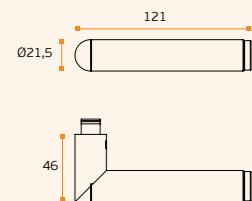
UNA PIEZA DE HERRAMIENTA PARA ABRIR LA PUERTA.

IMAGE / IMAGEM: IN.00.428.SR + R01M.35 + IN.04.RP01M + IN.20.898.R



IN.00.460 LINK CONCRETE
Puxador de porta / Door lever handle / Manilla de puerta.
RC08M (Roseta standard / Standard rose)

.TB .TG .TCO .TCH



MATERIAL: EN 1.4301 / AISI 304 + CIMENTO / CONCRETE / CEMENTO
ACABAMENTO / FINISH / ACABADO: STANDARD: SATINADO / SATIN / SATIN
OPTIONAL: PVD TITANIUM COATED
.TB / .TG / .TCO / .TCH

SOLID ■

EN1906 3-4 7-1 1030B



IN.00.460.TB
Titanium black

IN.00.460.TG
Titanium gold



IN.00.460.TCO
Titanium copper

IN.00.460.TCH
Titanium chocolate



Pag.240



Pag.340



Pag.264



Pag.272



Pag.282



Pag.240



Pag.340



Pag.264



Pag.272

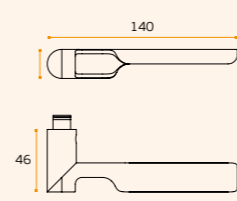



Pag.282



IN.00.428 LINK WORKSHOP
Puxador de porta / Door lever handle / Manilla de puerta.
RC08M (Roseta standard / Standard rose)
Design: Pedro Queirós

.TB .TG .TCO .TCH



MATERIAL: EN 1.4301 / AISI 304
ACABAMENTO / FINISH / ACABADO: STANDARD: SATINADO + RAW / SATIN + RAW / SATIN + RAW
OPTIONAL: PVD TITANIUM COATED
.TB / .TG / .TCO / .TCH

SOLID ■

EN1906 3-4 7-1 1030B



IN.00.428.TB
Titanium black

IN.00.428.TG
Titanium gold



IN.00.428.TCO
Titanium copper

IN.00.428.TCH
Titanium chocolate

WENGÉ SERIES

PUXADORES E ACESSÓRIOS /
LEVER HANDLES AND ACCESSORIES /
MANILLAS Y ACCESORIOS.



.P
Mirror
finish

.TB
PVD
Titanium
black

.TG
PVD
Titanium
gold

.TCO
PVD
Titanium
copper

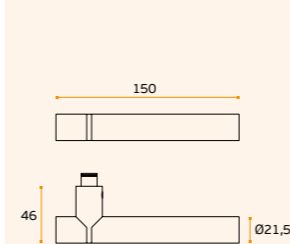
.TCH
PVD
Titanium
chocolate



IN.00.418 WENGÉ

Puxador de porta / Door lever handle / Manilla de
puerta. **RC08M** (Roseta standard / Standard rose)
Design: Pedro Queirós

.TB .TG .TCO .TCH


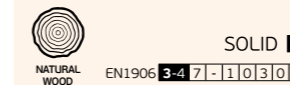


MATERIAL: EN 1.4301 / AISI 304 +
MADEIRA / WOOD / MADERA

ACABAMENTO / FINISH / ACABADO:
STANDARD: SATINADO / SATIN / SATIN

OPTIONAL: PVD TITANIUM COATED

.TB / .TG / .TCO / .TCH



Key symbol
Pag.240

Key symbol
Pag.340

Key symbol
Pag.264

Key symbol
Pag.272

Key symbol
Pag.282

IN.00.419 WENGÉ

Puxador de porta /
Door lever handle /
Manilla de puerta.
RC08M (Roseta standard /
Standard rose)
Design: Pedro Queirós


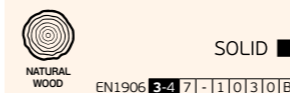
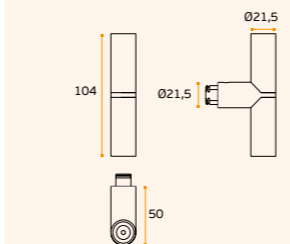
.TB .TG .TCO .TCH

MATERIAL: EN 1.4301 / AISI 304 +
MADEIRA / WOOD / MADERA

ACABAMENTO / FINISH / ACABADO:
STANDARD: SATINADO / SATIN / SATIN

OPTIONAL: PVD TITANIUM COATED

.TB / .TG / .TCO / .TCH



IN.07.418.D WENGÉ

Asa de porta dupla /
Double door handle /
Manillon de puerta doble.
Design: Pedro Queirós

.TB .TG .TCO .TCH

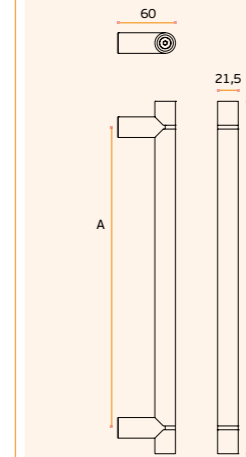
MATERIAL: EN 1.4301 / AISI 304

ACABAMENTO / FINISH / ACABADO:
STANDARD: SATINADO / SATIN / SATIN

OPTIONAL: PVD TITANIUM COATED

.TB / .TG / .TCO / .TCH

A	B
250	305
425	480
600	655



SOLID ■

ACESSÓRIOS / ACCESSORIES

MFU M6 -- INCLUDED

OPCIONAL VIDRO / OPTIONAL GLASS


IN.08.MFU.DV.22
Dupla para vidro / double glass

IN.08.MFU.SV.22
Simples vidro / single glass



DRIVE

PUXADORES E ACESSÓRIOS /
LEVER HANDLES AND ACCESSORIES /
MANILLAS Y ACCESORIOS.



O DRIVE DISTINGUE-SE PELA SUA
FORMA E PELO SEU TOQUE AGRADÁVEL,
ONDE A PELE NATURAL SE ALIA A UMA
COSTURA DE ASPECTO CUIDADO.

THE DRIVE HANDLE IS UNIQUE BY
ITS SHAPE AND SOFT TOUCH, WHERE
THE NATURAL LEATHER ALLIED TO AN
HANDMADE STITCH, GIVES A CAREFUL
LOOK.

LA MANILLA DRIVE SE DISTINGUE POR
SU BUENA FORMA Y SU TOQUE SUAVE
DONDE LA PIEL NATURAL ALIADA A UNA
COSTURA HECHA A MANO LE DA UN
VISTAZO CUIDADO.

IMAGE / IMAGEM:
IN.00.424



.P
Mirror
finish

.TB
PVD
Titanium
black

.TG
PVD
Titanium
gold

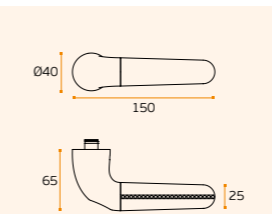
.TCO
PVD
Titanium
copper

.TCH
PVD
Titanium
chocolate

IN.00.420 DRIVE
Puxador de porta / Door lever handle /
Manilla de puerta. **RC08M** (Roseta standard /
Standard rose) **Design:** Christian Magalhães



.P .TB .TG .TCO .TCH



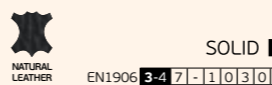
MATERIAL: EN 1.4301/AISI 304 + PELE
NATURAL PRETA / NATURAL BLACK
LEATHER / CUERO NATURAL NEGRO

ACABAMENTO / FINISH / ACABADO:
STANDARD: SATINADO / SATIN / SATIN

OPTIONAL: POLIDO / POLISHED /
PULIDO

OPTIONAL: PVD TITANIUM COATED

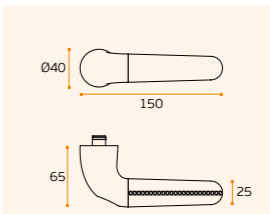
.TB / .TG / .TCO / .TCH



IN.00.421 DRIVE
Puxador de porta / Door lever handle /
Manilla de puerta. **RC08M** (Roseta standard /
Standard rose) **Design:** Christian Magalhães



.P .TB .TG .TCO .TCH



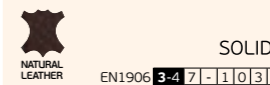
MATERIAL: EN 1.4301/AISI 304 +
PELE NATURAL CASTANHA / NATURAL
BROWN LEATHER / CUERO NATURAL
MARRÓN

ACABAMENTO / FINISH / ACABADO:
STANDARD: SATINADO / SATIN / SATIN


OPTIONAL: POLIDO / POLISHED /
PULIDO

OPTIONAL: PVD TITANIUM COATED

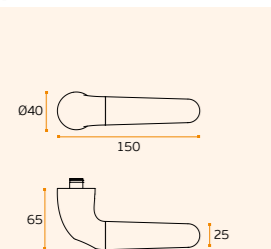
.TB / .TG / .TCO / .TCH



IN.00.422 DRIVE INOX
Puxador de porta / Door lever handle /
Manilla de puerta. **RC08M** (Roseta standard /
Standard rose) **Design:** Christian Magalhães



.P .TB .TG .TCO .TCH




MATERIAL: EN 1.4301 / AISI 304

ACABAMENTO / FINISH / ACABADO:
STANDARD: SATINADO / SATIN / SATIN


OPTIONAL: POLIDO / POLISHED /
PULIDO

OPTIONAL: PVD TITANIUM COATED

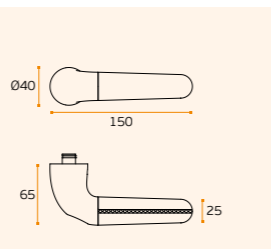
.TB / .TG / .TCO / .TCH



IN.00.424 DRIVE SPORT
Puxador de porta / Door lever handle /
Manilla de puerta. **RC08M** (Roseta standard /
Standard rose) **Design:** Christian Magalhães



.P .TB .TG .TCO .TCH




MATERIAL: EN 1.4301/AISI 304 + PELE
NATURAL PRETA E LINHA LARANJA /
NATURAL BLACK LEATHER & ORANGE LINE /
CUERO NATURAL NEGRO Y LÍNEA NARANJA

ACABAMENTO / FINISH / ACABADO:
STANDARD: SATINADO / SATIN / SATIN

OPTIONAL: POLIDO / POLISHED /
PULIDO

OPTIONAL: PVD TITANIUM COATED

.TB / .TG / .TCO / .TCH



Pag.240



Pag.340



Pag.264



Pag.272



Pag.282



Pag.240



Pag.340



Pag.264



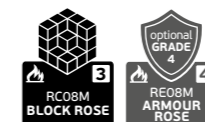
Pag.272



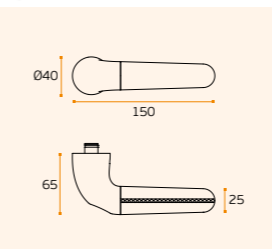
Pag.282



IN.00.425 DRIVE
Puxador de porta / Door lever handle /
Manilla de puerta. **RC08M** (Roseta standard /
Standard rose) **Design:** Christian Magalhães



.P .TB .TG .TCO .TCH



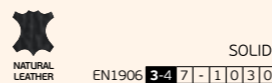
MATERIAL: EN 1.4301/AISI 304 + PELE
NATURAL PRETA E LINHA CINZA /
NATURAL BLACK LEATHER & GRAY LINE /
CUERO NATURAL NEGRO Y LÍNEA GRIS

ACABAMENTO / FINISH / ACABADO:
STANDARD: SATINADO / SATIN / SATIN

OPTIONAL: POLIDO / POLISHED /
PULIDO

OPTIONAL: PVD TITANIUM COATED

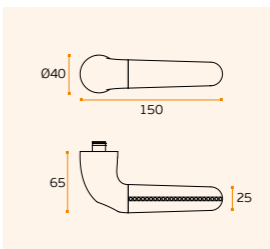
.TB / .TG / .TCO / .TCH



IN.00.426 DRIVE
Puxador de porta / Door lever handle /
Manilla de puerta. **RC08M** (Roseta standard /
Standard rose) **Design:** Christian Magalhães



.P .TB .TG .TCO .TCH



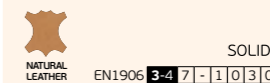
MATERIAL: EN 1.4301/AISI 304 + PELE
NATURAL CAMEL / NATURAL CAMEL
LEATHER / CUERO NATURAL CAMEL

ACABAMENTO / FINISH / ACABADO:
STANDARD: SATINADO + POLIDO /
SATIN + POLISHED / SATIN + PULIDO

OPTIONAL: POLIDO / POLISHED /
PULIDO

OPTIONAL: PVD TITANIUM COATED

.TB / .TG / .TCO / .TCH





SCALE 1:1

SKIN

BY SUSANA RIBEIRO

Desenhado por Susana Ribeiro, o toque, cúmplice do próprio material, a pele, traduz todo um conforto em ambientes comuns.

Skin, é uma linha de puxadores que foi elaborada a pensar na nova arquitetura, sendo versátil, nobre, adaptando-se a todos os espaços.

Designed by Susana Ribeiro, the touch, an accomplice of the material itself, the leather, translates all the comfort in common environments.

Skin, is a line of handles that was designed with the new architecture in mind, being versatile, noble, adapting to all spaces.

Diseñado por Susana Ribeiro, el tacto, cómplice del propio material, la piel, traduce todo el confort en ambientes comunes.

Skin, es una línea de manillas que fue diseñada pensando en la nueva arquitectura, siendo versátil, noble, adaptándose a todos los espacios.

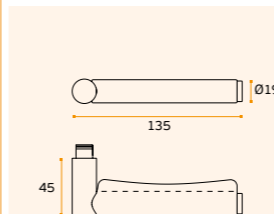
DESIGNED BY: SUSANA RIBEIRO	SKIN SERIES / SR.00.002.B
INDUSTRIAL DESIGNER	CREATED: 2009
COUNTRY: PORTUGAL	SCALE 1:1
-	MATERIAL: STAINLESS STEEL (EN 1.4301/AISI 304) + NATURAL LEATHER



SR.00.002.B SKIN
Puxador de porta / Door lever handle /
Manilla de puerta. **RC08M** (Roseta standard /
Standard rose) **Design:** Susana Ribeiro



.TB .TG .TCO .TCH



MATERIAL: EN 1.4301 / AISI 304 + PELE NATURAL CASTANHA / NATURAL BROWN LEATHER / CUERO NATURAL MARRÓN

ACABAMENTO / FINISH / ACABADO: STANDARD: SATINADO / SATIN / SATIN

OPTIONAL: PVD TITANIUM COATED

.TB / .TG / .TCO / .TCH



NATURAL LEATHER EN1906 3-4 7-1 10 3 0 B

SOLID ■



SR.00.002.B.TG
Titanium black

SR.00.002.B.TG
Titanium gold

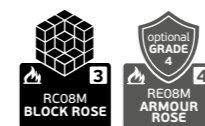


SR.00.002.B.TCO
Titanium copper

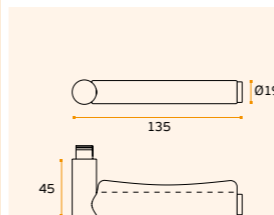
SR.00.002.B.TCH
Titanium chocolate



SR.00.002.C SKIN
Puxador de porta / Door lever handle /
Manilla de puerta. **RC08M** (Roseta standard /
Standard rose) **Design:** Susana Ribeiro



.TB .TG .TCO .TCH



MATERIAL: EN 1.4301 / AISI 304 + PELE NATURAL CAMEL / NATURAL CAMEL LEATHER / CUERO NATURAL CAMEL

ACABAMENTO / FINISH / ACABADO: STANDARD: SATINADO / SATIN / SATIN

OPTIONAL: PVD TITANIUM COATED

.TB / .TG / .TCO / .TCH



NATURAL LEATHER EN1906 3-4 7-1 10 3 0 B

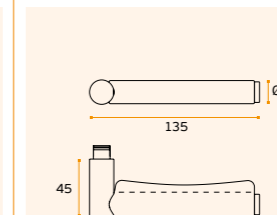
SOLID ■



SR.00.002.N SKIN
Puxador de porta / Door lever handle /
Manilla de puerta. **RC08M** (Roseta standard /
Standard rose) **Design:** Susana Ribeiro



.TB .TG .TCO .TCH



MATERIAL: EN 1.4301 / AISI 304 + PELE NATURAL PRETA / NATURAL BLACK LEATHER / CUERO NATURAL NEGRO

ACABAMENTO / FINISH / ACABADO: STANDARD: SATINADO / SATIN / SATIN

OPTIONAL: PVD TITANIUM COATED

.TB / .TG / .TCO / .TCH



NATURAL LEATHER EN1906 3-4 7-1 10 3 0 B

SOLID ■



Pag. 240



Pag. 340



Pag. 264



Pag. 272

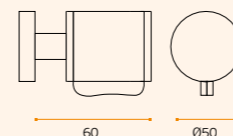


Pag. 282

SKIN

PUXADORES E ACESSÓRIOS /
LEVER HANDLES AND ACCESSORIES /
MANILLAS Y ACCESORIOS..P
Mirror
finish.TB
PVD
Titanium
black.TG
PVD
Titanium
gold.TCO
PVD
Titanium
copper.TCH
PVD
Titanium
chocolate**SR.00.003.B SKIN**
Puxador de porta fixo / Fixed door
knob / Pomo de puerta fija.

.TB .TG .TCO .TCH

MATERIAL: EN 1.4301 / AISI 304 + PELE
NATURAL CASTANHA / NATURAL BROWN
LEATHER / CUERO NATURAL MARRÓNACABAMENTO / FINISH / ACABADO:
STANDARD: SATINADO / SATIN / SATIN

OPTIONAL: PVD TITANIUM COATED

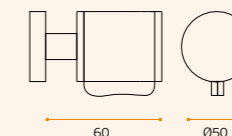
.TB / .TG / .TCO / .TCH

NATURAL
LEATHER EN1906 3-4 7-1 10 3 0 B

SOLID ■

SR.00.003.GB SKIN
Puxador de porta giratório / Turning
knob / Pomo de puerta giratório.
RCO8M (Roseta standard / Standard
rose) Design: Susana Ribeiro

.TB .TG .TCO .TCH

MATERIAL: EN 1.4301 / AISI 304 + PELE
NATURAL CASTANHA / NATURAL BROWN
LEATHER / CUERO NATURAL MARRÓNACABAMENTO / FINISH / ACABADO:
STANDARD: SATINADO / SATIN / SATIN

OPTIONAL: PVD TITANIUM COATED

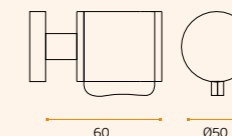
.TB / .TG / .TCO / .TCH

NATURAL
LEATHER EN1906 3-4 7-1 10 3 0 B

SOLID ■

SR.00.003.C SKIN
Puxador de porta fixo /
Fixed door knob /
Pomo de puerta fija.

.TB .TG .TCO .TCH

MATERIAL: EN 1.4301 / AISI 304 + PELE
NATURAL CAMEL / NATURAL CAMEL
LEATHER / CUERO NATURAL CAMELACABAMENTO / FINISH / ACABADO:
STANDARD: SATINADO / SATIN / SATIN

OPTIONAL: PVD TITANIUM COATED

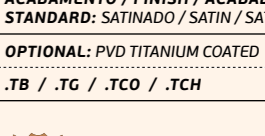
.TB / .TG / .TCO / .TCH

NATURAL
LEATHER EN1906 3-4 7-1 10 3 0 B

SOLID ■

SR.00.003.GC SKIN
Puxador de porta giratório /
Turning knob / Pomo de puerta
giratório.

.TB .TG .TCO .TCH

MATERIAL: EN 1.4301 / AISI 304 + PELE
NATURAL CAMEL / NATURAL CAMEL
LEATHER / CUERO NATURAL CAMELACABAMENTO / FINISH / ACABADO:
STANDARD: SATINADO / SATIN / SATIN

OPTIONAL: PVD TITANIUM COATED

.TB / .TG / .TCO / .TCH

NATURAL
LEATHER EN1906 3-4 7-1 10 3 0 B

SOLID ■

Pag.240

Pag.340

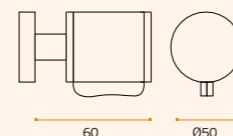
Pag.264

Pag.272

Pag.282

**SR.00.003.N SKIN**
Puxador de porta fixo / Fixed door
knob / Pomo de puerta fija.
Design: Susana Ribeiro

.TB .TG .TCO .TCH

MATERIAL: EN 1.4301 / AISI 304 + PELE
NATURAL PRETA / NATURAL BLACK
LEATHER / CUERO NATURAL NEGROACABAMENTO / FINISH / ACABADO:
STANDARD: SATINADO / SATIN / SATIN

OPTIONAL: PVD TITANIUM COATED

.TB / .TG / .TCO / .TCH

NATURAL
LEATHER EN1906 3-4 7-1 10 3 0 B

SOLID ■

SR.00.003.GN SKIN
Puxador de porta giratório /
Turning knob / Pomo de puerta
giratório.**SR.13.006.B SKIN Ø30**
Pele natural castanha /
Natural Brown leather /
Cuero natural marrón.**SR.13.006.C SKIN Ø30**
Pele natural camel /
Natural camel leather /
Cuero natural camel.**SR.13.006.N SKIN Ø30**
Pele natural preta /
Natural black leather /
Cuero natural negro.**SR.13.006._ SKIN - Ø30mm**
Batente de chão / Door stopper / Tope de puerta.
Design: Susana Ribeiro

MATERIAL: EN 1.4301 / AISI 304 + NATURAL LEATHER

ACABAMENTO / FINISH / ACABADO: SATINADO / SATIN / SATIN

**IN.13.BS.30**
Base para batente de porta
com adesivo extra forte /
Door stopper base with
special sticker /
Base para tope de puerta con
pegamento extra fuerte.

SKIN

PUXADORES E ACESSÓRIOS /
LEVER HANDLES AND ACCESSORIES /
MANILLAS Y ACCESORIOS.

SR.00.001.B SKIN
SR.00.001.C SKIN
SR.00.001.N SKIN
Puxador de porta fixo /
Fixed door knob /
Pomo de puerta fijo
Design: Susana Ribeiro

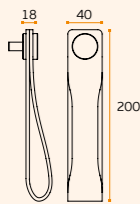
.TB .TG .TCO .TCH

MATERIAL: EN 1.4301 / AISI 304 +
PELE NATURAL / NATURAL LEATHER /
CUERO NATURAL

ACABAMENTO / FINISH / ACABADO:
STANDARD: SATINADO / SATIN / SATIN

OPTIONAL: PVD TITANIUM COATED

.TB / .TG / .TCO / .TCH



SR.00.001.B
Pele natural castanha /
Natural brown leather / Cuero natural marrón



SR.00.001.C
Pele natural camel /
Natural camel leather / Cuero natural camel



SR.00.001.N
Pele natural preta /
Natural black leather / Cuero natural negro

.P
Mirror
finish

.TB
PVD
Titanium
black

.TG
PVD
Titanium
gold

.TCO
PVD
Titanium
copper

.TCH
PVD
Titanium
chocolate

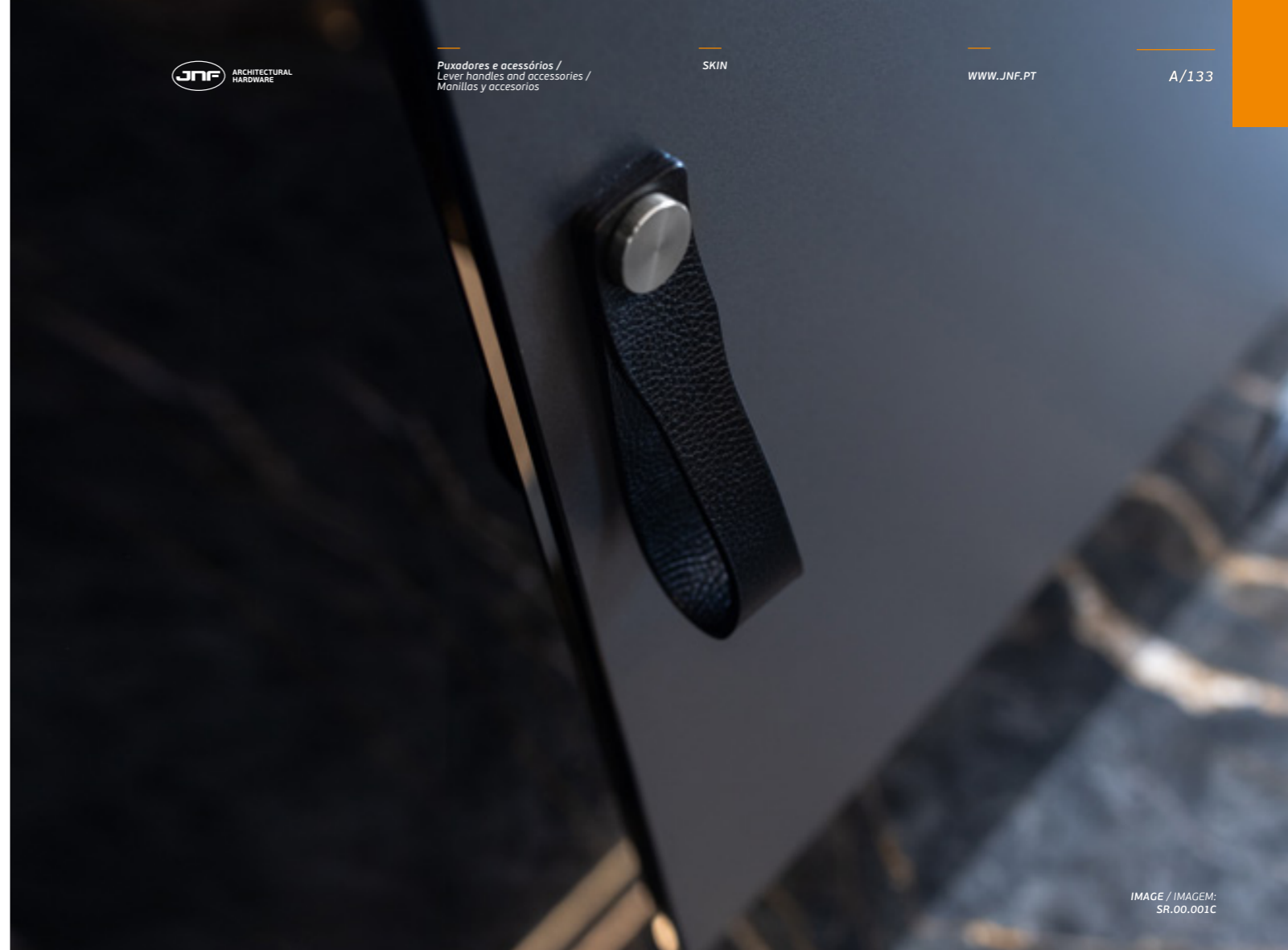


IMAGE / IMAGEM:
SR.00.001C

SR.00.001.B.D SKIN
SR.00.001.C.D SKIN
SR.00.001.N.D SKIN
Puxador de porta fixo duplo /
Double fixed door knob /
Pomo de puerta fijo doble.
Design: Susana Ribeiro

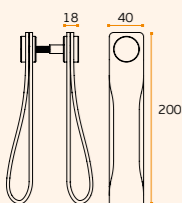
.TB .TG .TCO .TCH

MATERIAL: EN 1.4301 / AISI 304 +
PELE NATURAL / NATURAL LEATHER /
CUERO NATURAL

ACABAMENTO / FINISH / ACABADO:
STANDARD: SATINADO / SATIN / SATIN

OPTIONAL: PVD TITANIUM COATED

.TB / .TG / .TCO / .TCH



SR.00.001.B.D
Pele natural castanha /
Natural brown leather / Cuero natural marrón



SR.00.001.C.D
Pele natural camel /
Natural camel leather / Cuero natural camel



SR.00.001.N.D
Pele natural preta /
Natural black leather / Cuero natural negro

Pag.240

Pag.340

Pag.264

Pag.272

Pag.282

Pag.240

Pag.340

Pag.264

Pag.272

Pag.282



SR.22.004.B SKIN Ø30
Pele natural castanha /
Natural Brown leather /
Cuero natural marrón.



SR.22.004.C SKIN Ø30
Pele natural camel /
Natural camel leather /
Cuero natural camel.



SR.22.004.N SKIN Ø30
Pele natural preta /
Natural black leather /
Cuero natural negro.



SR.22.005.B SKIN Ø20
Pele natural castanha /
Natural Brown leather /
Cuero natural marrón.



SR.22.005.C SKIN Ø20
Pele natural camel /
Natural camel leather /
Cuero natural camel.

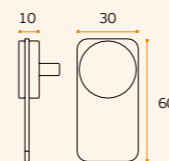


SR.22.005.N SKIN Ø20
Pele natural preta /
Natural black leather /
Cuero natural negro.

SR.22.004._ SKIN - Ø30mm

Puxador de móvel /
Furniture knob / Pomo de mueble.
Design: Susana Ribeiro

.TB .TG .TCO .TCH



MATERIAL: EN 1.4301 / AISI 304 +
ARDÓSIA / SLATE / PIZARRA

ACABAMENTO / FINISH / ACABADO:
STANDARD: SATINADO + PELE NATURAL
/ SATIN + NATURAL LEATHER

OPTIONAL: PVD TITANIUM COATED

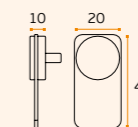
.TB / .TG / .TCO / .TCH

SOLID ■

SR.22.005._ SKIN - Ø20mm

Puxador de móvel /
Furniture knob / Pomo de mueble.
Design: Susana Ribeiro

.TB .TG .TCO .TCH



MATERIAL: EN 1.4301 / AISI 304 +
ARDÓSIA / SLATE / PIZARRA

ACABAMENTO / FINISH / ACABADO:
STANDARD: SATINADO + PELE NATURAL
/ SATIN + NATURAL LEATHER

OPTIONAL: PVD TITANIUM COATED

.TB / .TG / .TCO / .TCH

SOLID ■

FOSSIL

PUXADORES E ACESSÓRIOS /
LEVER HANDLES AND ACCESSORIES /
MANILLAS Y ACCESORIOS.




.P
Mirror
finish

.TB
PVD
Titanium
black

.TG
PVD
Titanium
gold

.TCO
PVD
Titanium
copper

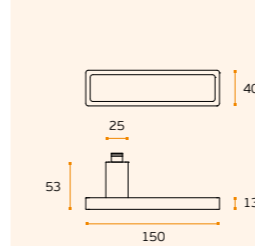
.TCH
PVD
Titanium
chocolate



IN.00.161.F FOSSIL
Puxador de porta / Door lever handle / Manilla de
puerta **QC08M** (Roseta standard / Standard rose)
Design: Miguel Vasconcelos



.TB **.TG** **.TCO** **.TCH**



MATERIAL: EN 1.4301 / AISI 304 +
ARDÓSIA / SLATE / PIZARRA


ACABAMENTO / FINISH / ACABADO:
STANDARD: SATINADO / SATIN / SATIN

OPTIONAL: PVD TITANIUM COATED

.TB / .TG / .TCO / .TCH

DESIGN: MIGUEL VASCONCELOS

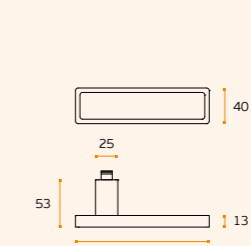
SOLID ■
EN1906 3-4 6-1 0 3 0 B



IN.00.161.NS NIQUEL SATIN
Puxador de porta /
Door lever handle / Manilla de puerta
QC08M (Roseta standard / Standard rose)



.TB **.TG** **.TCO** **.TCH**



MATERIAL: EN 1.4301 / AISI 304 +
ALUMINIUM + NIQUEL SATIN

ACABAMENTO / FINISH / ACABADO:
STANDARD: SATINADO / SATIN / SATIN

OPTIONAL: PVD TITANIUM COATED

.TB / .TG / .TCO / .TCH

DESIGN: MIGUEL VASCONCELOS

SOLID ■
EN1906 3-4 6-1 0 3 0 B

Key
Pag.240

Pin
Pag.340

Key
Pag.264

Key
Pag.272

Key
Pag.282



IN.00.407.F FOSSIL
Puxador de porta fixo /
Fixed door knob / Pomo de puerta fijo
IN.08.BQP (standard / standard)

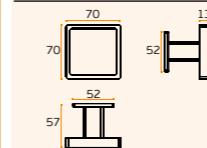
.TB **.TG** **.TCO** **.TCH**

MATERIAL: EN 1.4301 / AISI 304 +
ARDÓSIA / SLATE / PIZARRA

ACABAMENTO / FINISH / ACABADO:
STANDARD: SATINADO / SATIN / SATIN

OPTIONAL: PVD TITANIUM COATED

.TB / .TG / .TCO / .TCH



SOLID ■



IN.00.408.F FOSSIL
Puxador de porta fixo /
Fixed door knob / Pomo de puerta fijo
IN.08.BRP (standard / standard)

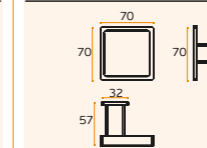
.TB **.TG** **.TCO** **.TCH**

MATERIAL: EN 1.4301 / AISI 304 +
ARDÓSIA / SLATE / PIZARRA

ACABAMENTO / FINISH / ACABADO:
STANDARD: SATINADO / SATIN / SATIN

OPTIONAL: PVD TITANIUM COATED

.TB / .TG / .TCO / .TCH



SOLID ■



IN.00.407.NS SATIN
Puxador de porta fixo / Fixed door
knob / Pomo de puerta fijo.
IN.08.BQP (standard / standard)

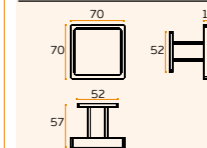
.TB **.TG** **.TCO** **.TCH**

MATERIAL: EN 1.4301 / AISI 304 +
ALUMINIUM + NIQUEL SATIN

ACABAMENTO / FINISH / ACABADO:
STANDARD: SATINADO / SATIN / SATIN

OPTIONAL: PVD TITANIUM COATED

.TB / .TG / .TCO / .TCH



SOLID ■



IN.00.408.NS NIQUEL SATIN
Puxador de porta fixo / Fixed door
knob / Pomo de puerta fijo.
IN.08.BRP (standard / standard)

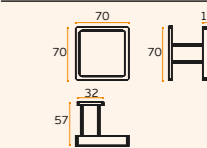
.TB **.TG** **.TCO** **.TCH**

MATERIAL: EN 1.4301 / AISI 304 +
ALUMINIUM + NIQUEL SATIN

ACABAMENTO / FINISH / ACABADO:
STANDARD: SATINADO / SATIN / SATIN


OPTIONAL: PVD TITANIUM COATED

.TB / .TG / .TCO / .TCH

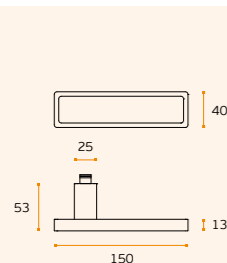



SOLID ■

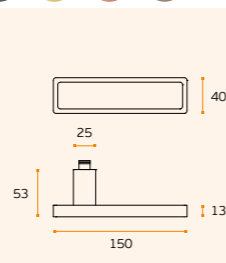
FOSSIL BLACK TO WHITE

PUXADORES E ACESSÓRIOS /
LEVER HANDLES AND ACCESSORIES /
MANILLAS Y ACCESORIOS.**IN.00.161.BK** BLACKPuxador de porta / Door lever handle /
Manilla de puerta. **QC08M** (Roseta standard /
Standard rose) **Design:** Miguel Vasconcelos

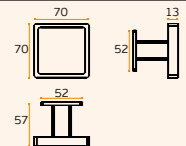
.TB .TG .TCO .TCH

**MATERIAL:** EN 1.4301 / AISI 304 +
ALUMINIUM**ACABAMENTO / FINISH / ACABADO:**
STANDARD: SATINADO / SATIN / SATIN**OPTIONAL:** PVD TITANIUM COATED**.TB / .TG / .TCO / .TCH**SOLID ■
EN1906 3-4 6-1 0 3 0 B**IN.00.161.W** WHITE RAL 9016Puxador de porta / Door lever handle /
Manilla de puerta. **QC08M** (Roseta standard /
Standard rose). **Design:** Miguel Vasconcelos

.TB .TG .TCO .TCH

**MATERIAL:** EN 1.4301 / AISI 304 +
ALUMINIUM + RAL 9016**ACABAMENTO / FINISH / ACABADO:**
STANDARD: SATINADO / SATIN / SATIN**OPTIONAL:** PVD TITANIUM COATED**.TB / .TG / .TCO / .TCH**SOLID ■
EN1906 3-4 6-1 0 3 0 B**IN.00.407.BK** BLACKPuxador de porta fixo /
Fixed door knob / Pomo de puerta fijo
IN.08.BQP (standard / standard)

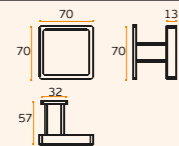
.TB .TG .TCO .TCH

MATERIAL: EN 1.4301 / AISI 304 +
ALUMINIUM**ACABAMENTO / FINISH / ACABADO:**
STANDARD: SATINADO / SATIN / SATIN**OPTIONAL:** PVD TITANIUM COATED**.TB / .TG / .TCO / .TCH**

SOLID ■

**IN.00.408.BK** BLACKPuxador de porta fixo /
Fixed door knob / Pomo de puerta fijo
IN.08.BRP (standard / standard)

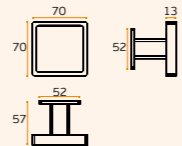
.TB .TG .TCO .TCH

MATERIAL: EN 1.4301 / AISI 304 +
ALUMINIUM**ACABAMENTO / FINISH / ACABADO:**
STANDARD: SATINADO / SATIN / SATIN**OPTIONAL:** PVD TITANIUM COATED**.TB / .TG / .TCO / .TCH**

SOLID ■

**IN.00.407.W** WHITEPuxador de porta fixo /
Fixed door knob / Pomo de puerta fijo
IN.08.BQP (standard / standard)

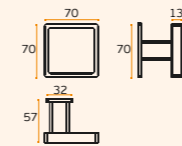
.TB .TG .TCO .TCH

MATERIAL: EN 1.4301 / AISI 304 +
ARDÓSIA / SLATE / PIZARRA**ACABAMENTO / FINISH / ACABADO:**
STANDARD: SATINADO / SATIN / SATIN**OPTIONAL:** PVD TITANIUM COATED**.TB / .TG / .TCO / .TCH**

SOLID ■

**IN.00.408.W** WHITEPuxador de porta fixo /
Fixed door knob / Pomo de puerta fijo
IN.08.BRP (standard / standard)

.TB .TG .TCO .TCH

MATERIAL: EN 1.4301 / AISI 304 +
ARDÓSIA / SLATE / PIZARRA**ACABAMENTO / FINISH / ACABADO:**
STANDARD: SATINADO / SATIN / SATIN**OPTIONAL:** PVD TITANIUM COATED**.TB / .TG / .TCO / .TCH**

SOLID ■

.P
Mirror
finish**.TB**
PVD
Titanium
black**.TG**
PVD
Titanium
gold**.TCO**
PVD
Titanium
copper**.TCH**
PVD
Titanium
chocolate

Pag.240



Pag.340



Pag.264



Pag.272



Pag.282





SCALE 1:1

OUTLINE

by Christian Magalhães

Este puxador possui uma forma discreta, mas com carácter próprio e um corpo consistente. Conjuga a leveza do alumínio à resistência do aço inoxidável. OUTLINE, destaca-se pelo seu contorno suave, contudo presente, onde o aspecto frio do aço inoxidável veste um acabamento anodizado, "Dark Grey" do alumínio.

This handle has a simple shape, but with its own character and a consistent body. Combining the lightness of aluminum and the resistance of stainless steel. OUTLINE, stands out for its smooth contour, but present. Where the cold appearance of the stainless steel wears an aluminum "Dark Grey" anodized finish.

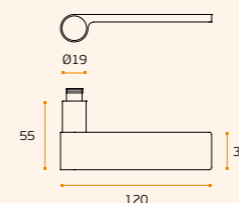
La manilla tiene una forma sencilla, pero con un carácter propio y un cuerpo consistente. Combina la ligereza del aluminio y la resistencia del acero inoxidable. OUTLINE, destaca por su contorno suave, pero presente. Donde el aspecto frío del acero inoxidable lleva un acabado anodizado "Dark Grey" de aluminio.

DESIGNED BY: CHRISTIAN MAGALHÃES	OUTLINE SERIES / IN.00.310
INDUSTRIAL DESIGNER	CREATED: 2010
COUNTRY: PORTUGAL	SCALE 1:1
JNF - ARCHITECTURAL HARDWARE	MATERIAL: STAINLESS STEEL (EN 1.4301/AISI 304) + ALUMINIUM



IN.00.310 OUTLINE DARK GREY
Puxador de porta / Door lever handle /
Manilla de puerta. **RC08M** (Roseta standard /
Standard rose). **Design:** Christian Magalhães

.TB .TG .TCO .TCH



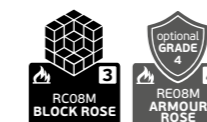
MATERIAL: EN 1.4301 / AISI 304 +
ALUMINIUM

ACABAMENTO / FINISH / ACABADO:
STANDARD: SATINADO / SATIN / SATIN

OPTIONAL: PVD TITANIUM COATED

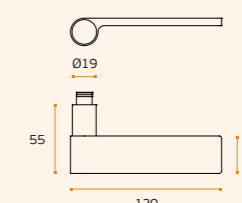
.TB / .TG / .TCO / .TCH

SOLID ■
EN1906 3-4 7-1-1030B



IN.00.315 OUTLINE JET
Puxador de porta / Door lever handle /
Manilla de puerta. **RC08M** (Roseta standard /
Standard rose). **Design:** Christian Magalhães

.TB .TG .TCO .TCH



MATERIAL: EN 1.4301 / AISI 304 +
ALUMINIUM

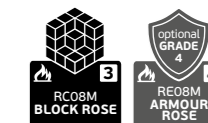
ACABAMENTO / FINISH / ACABADO:
STANDARD: SATINADO + JET / SATIN +
JET / SATIN + JET

OPTIONAL: PVD TITANIUM COATED

.TB / .TG / .TCO / .TCH

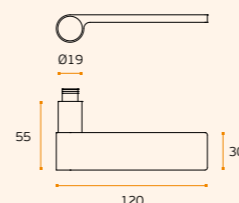
DESIGN: CHRISTIAN MAGALHÃES

SOLID ■
EN1906 3-4 7-1-1030B



IN.00.312 OUTLINE MIRROR
Puxador de porta / Door lever handle /
Manilla de puerta. **RC08M** (Roseta standard /
Standard rose). **Design:** Christian Magalhães

.TB .TG .TCO .TCH



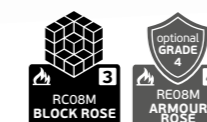
MATERIAL: EN 1.4301 / AISI 304 +
ALUMINIUM

ACABAMENTO / FINISH / ACABADO:
STANDARD: SATINADO + POLIDO /
SATIN + POLISHED / SATIN + PULIDO

OPTIONAL: PVD TITANIUM COATED

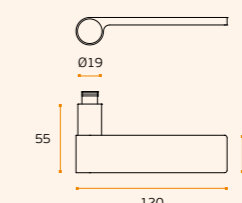
.TB / .TG / .TCO / .TCH

SOLID ■
EN1906 3-4 7-1-1030B



IN.00.314 OUTLINE WHITE
Puxador de porta / Door lever handle /
Manilla de puerta. **RC08M** (Roseta standard /
Standard rose). **Design:** Christian Magalhães

.TB .TG .TCO .TCH



MATERIAL: EN 1.4301 / AISI 304 +
ALUMINIUM + RAL 9016


ACABAMENTO / FINISH / ACABADO:
STANDARD: SATINADO / SATIN / SATIN

OPTIONAL: PVD TITANIUM COATED

.TB / .TG / .TCO / .TCH

DESIGN: CHRISTIAN MAGALHÃES

SOLID ■
EN1906 3-4 7-1-1030B

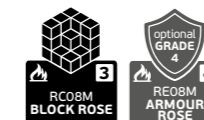


OUTLINE

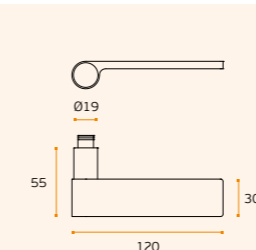
PUXADORES E ACESSÓRIOS /
LEVER HANDLES AND ACCESSORIES /
MANILLAS Y ACCESORIOS.



IN.00.311 OUTLINE LIGHT GREY
Puxador de porta / Door lever handle /
Manilla de puerta. **RC08M** (Roseta standard /
Standard rose). **Design:** Christian Magalhães



.TB .TG .TCO .TCH



MATERIAL: EN 1.4301 / AISI 304 +
ALUMINIUM

ACABAMENTO / FINISH / ACABADO:
STANDARD: SATINADO / SATIN / SATIN

OPTIONAL: PVD TITANIUM COATED

.TB / .TG / .TCO / .TCH

SOLID ■
EN1906 3-4 7-110308

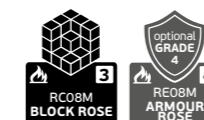
IN.00.311.TB
Titanium black



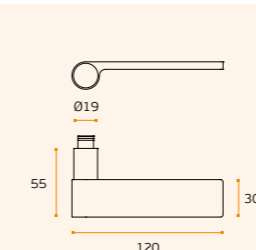
IN.00.311.TG
Titanium Gold



IN.00.313 OUTLINE BLACK MATTE
Puxador de porta / Door lever handle /
Manilla de puerta. **RC08M** (Roseta standard /
Standard rose). **Design:** Christian Magalhães



.TB .TG .TCO .TCH



MATERIAL: EN 1.4301 / AISI 304 +
ALUMINIUM + RAL 9005

ACABAMENTO / FINISH / ACABADO:
STANDARD: SATINADO / SATIN / SATIN

OPTIONAL: PVD TITANIUM COATED

.TB / .TG / .TCO / .TCH

SOLID ■
EN1906 3-4 7-110308

IN.00.313.TB
Titanium black



IN.00.313.TG
Titanium Gold



ARCH

PUXADORES E ACESSÓRIOS /
LEVER HANDLES AND ACCESSORIES /
MANILLAS Y ACCESORIOS.



.P
Mirror
finish

.TB
PVD
Titanium
black


.TG
PVD
Titanium
gold

.TCO
PVD
Titanium
copper

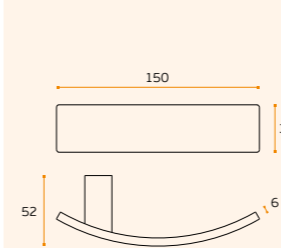
.TCH
PVD
Titanium
chocolate



IN.00.144 ARCH
Puxador de porta /
Door lever handle / Manilla de puerta.
RC08M (Roseta standard / Standard rose)



.TB **.TG** **.TCO** **.TCH**



MATERIAL: EN 1.4301 / AISI 304

ACABAMENTO / FINISH / ACABADO:
STANDARD: SATINADO / SATIN / SATIN

OPTIONAL: PVD TITANIUM COATED

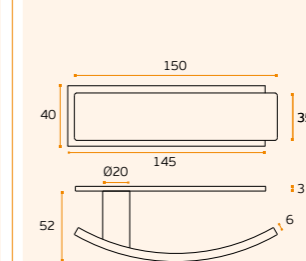
.TB / .TG / .TCO / .TCH

SOLID ■
EN1906 3-4 6-1 0 3 0 B



IN.00.156 ARCH
Puxador com placa /
Lever handle with plate /
Manilla de puerta con placa.

.TB **.TG** **.TCO** **.TCH**



MATERIAL: EN 1.4301 / AISI 304

ACABAMENTO / FINISH / ACABADO:
STANDARD: SATINADO / SATIN / SATIN

OPTIONAL: PVD TITANIUM COATED

.TB / .TG / .TCO / .TCH



SOLID ■
EN1906 2 6-1 0 0 3 0 U

.P
Pag.240

.TB
Pag.340


.TG
Pag.264

.TCO
Pag.272

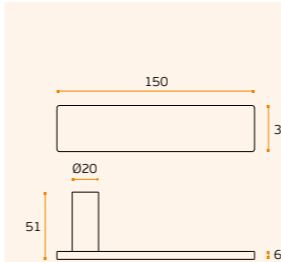
.TCH
Pag.282



IN.00.143 LEAF
Puxador de porta /
Door lever handle / Manilla de puerta.
RC08M (Roseta standard / Standard rose)



.TB **.TG** **.TCO** **.TCH**



MATERIAL: EN 1.4301 / AISI 304

ACABAMENTO / FINISH / ACABADO:
STANDARD: SATINADO / SATIN / SATIN

OPTIONAL: PVD TITANIUM COATED

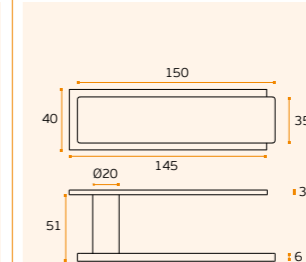
.TB / .TG / .TCO / .TCH

SOLID ■
EN1906 3-4 6-1 0 3 0 B



IN.00.155 LEAF
Puxador com placa /
Lever handle with plate /
Manilla de puerta con placa.

.TB **.TG** **.TCO** **.TCH**



MATERIAL: EN 1.4301 / AISI 304

ACABAMENTO / FINISH / ACABADO:
STANDARD: SATINADO / SATIN / SATIN

OPTIONAL: PVD TITANIUM COATED

.TB / .TG / .TCO / .TCH



SOLID ■
EN1906 2 6-1 0 0 3 0 U

LEAF

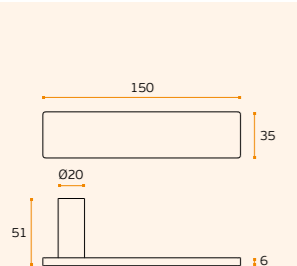
PUXADORES E ACESSÓRIOS / LEVER HANDLES AND ACCESSORIES / MANILLAS Y ACCESORIOS.



IN.00.433 LEAF
Puxador de porta / Door lever handle / Manilla de puerta.
RC08M (Roseta standard / Standard rose)



IN.00.434 LEAF
Puxador de porta / Door lever handle / Manilla de puerta.
RC08M (Roseta standard / Standard rose)

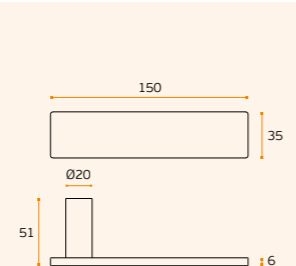


MATERIAL: EN 1.4301 / AISI 304
ACABAMENTO / FINISH / ACABADO: STANDARD: SATINADO / SATIN / SATIN

CONSULTAR / CONSULT / CONSULTA: CAP. J (PARA SELECIONAR OS PICTOGRAMAS / TO SELECT THE PICTOGRAMS / PARA SELECIONAR LOS PICTOGRAMAS)

SOLID ■

EN1906 3-4 6-1 10 3 0 B



MATERIAL: EN 1.4301 / AISI 304
ACABAMENTO / FINISH / ACABADO: STANDARD: SATINADO / SATIN / SATIN

CONSULTAR / CONSULT / CONSULTA: CAP. J (PARA SELECIONAR OS PICTOGRAMAS / TO SELECT THE PICTOGRAMS / PARA SELECIONAR LOS PICTOGRAMAS)

SOLID ■

EN1906 3-4 6-1 10 3 0 B

.P
Mirror finish

.TB
PVD Titanium black

.TG
PVD Titanium gold

.TCO
PVD Titanium copper

.TCH
PVD Titanium chocolate





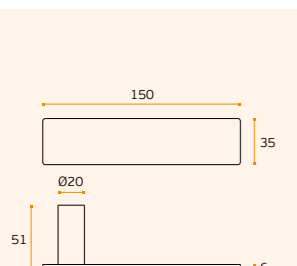
IMAGE / IMAGEM: CR.00.001



IN.00.157 PRINTED LEAF
Puxador de porta / Door lever handle / Manilla de puerta.
RC08M (Roseta standard / Standard rose)



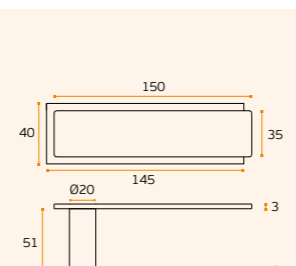
IN.00.158 PRINTED LEAF
Puxador com placa / Lever handle with plate / Manilla de puerta con placa.



MATERIAL: EN 1.4301 / AISI 304
ACABAMENTO / FINISH / ACABADO: STANDARD: SATINADO / SATIN / SATIN

SOLID ■

EN1906 3-4 6-1 10 3 0 B



MATERIAL: EN 1.4301 / AISI 304
ACABAMENTO / FINISH / ACABADO: STANDARD: SATINADO / SATIN / SATIN



SOLID ■

EN1906 2 6-1 0 0 3 0 U



Pag.240



Pag.340



Pag.264



Pag.272



Pag.282



Pag.240



Pag.340



Pag.264



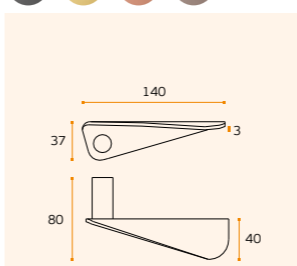

Pag.272



Pag.282

CR.00.001 PAPER FORM
Puxador de porta / Door lever handle / Manilla de puerta. **RC08M** (Roseta standard / Standard rose)
Design: Cristovão Sousa

.TB .TG .TCO .TCH



MATERIAL: EN 1.4301 / AISI 304
ACABAMENTO / FINISH / ACABADO: STANDARD: SATINADO / SATIN / SATIN

OPTIONAL: PVD TITANIUM COATED
.TB / .TG / .TCO / .TCH

SOLID ■

EN1906 3-4 6-1 10 3 0 B



IN.00.141.TB
Titanium black



IN.00.141.TG
Titanium gold



IN.00.141.TCO
Titanium copper



IN.00.141.TCH
Titanium chocolate

FRAME CONTOUR

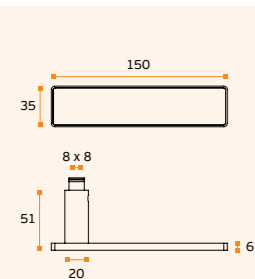
PUXADORES E ACESSÓRIOS /
LEVER HANDLES AND ACCESSORIES /
MANILLAS Y ACCESORIOS.



IN.00.436.B FRAME CONTOUR
Puxador de porta /
Door lever handle / Manilla de puerta.
RC08M (Roseta standard / Standard rose)



.TB .TG .TCO .TCH



MATERIAL: EN 1.4301 / AISI 304 +
Pele natural - castanho / Natural leather
Brown / Cuero natural - marrón


ACABAMENTO / FINISH / ACABADO:
STANDARD: SATINADO / SATIN / SATIN

OPTIONAL: PVD TITANIUM COATED

.TCO



SOLID ■
EN1906 3-4 6-1 1030B



.P
Mirror
finish

.TB
PVD
Titanium
black

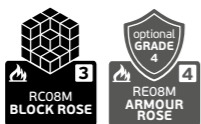
.TG
PVD
Titanium
gold

.TCO
PVD
Titanium
copper

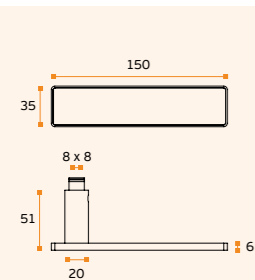
.TCH
PVD
Titanium
chocolate



IN.00.436.C FRAME CONTOUR
Puxador de porta /
Door lever handle / Manilla de puerta.
RC08M (Roseta standard / Standard rose)



.TB .TG .TCO .TCH



MATERIAL: EN 1.4301 / AISI 304 +
Pele natural - camel / Natural leather
camel / Cuero natural - camel


ACABAMENTO / FINISH / ACABADO:
STANDARD: SATINADO / SATIN / SATIN

OPTIONAL: PVD TITANIUM COATED


.TB



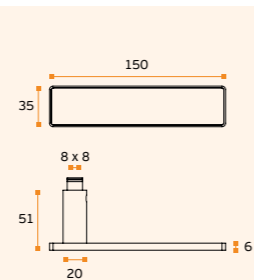
SOLID ■
EN1906 3-4 6-1 1030B



IN.00.436.N FRAME CONTOUR
Puxador de porta /
Door lever handle / Manilla de puerta.
RC08M (Roseta standard / Standard rose)



.TB .TG .TCO .TCH



MATERIAL: EN 1.4301 / AISI 304 +
Pele natural - Preto / Natural leather -
Black / Cuero natural - Negro

ACABAMENTO / FINISH / ACABADO:
STANDARD: SATINADO / SATIN / SATIN

OPTIONAL: PVD TITANIUM COATED

.TB / .TG / .TCO / .TCH



SOLID ■
EN1906 3-4 6-1 1030B

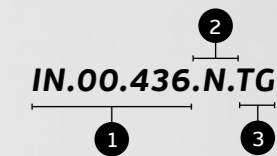
☞
Pag.240

☞
Pag.340

☞
Pag.264

☞
Pag.272

☞
Pag.282



Exemplo /
Example / Ejemplo

1 - Referência do produto /
Product reference / Referencia del producto
2 - Pele / Leather / Piel
3 - Acabamento titânio PVD /
PVD Titanium finish / Acabados titanio PVD



Exemplo aplicado com sistema
controlo de acesso VOYAGER /
Example applied with VOYAGER
access control system /
Ejemplo aplicado con el sistema
de control de acceso VOYAGER /

IMAGE / IMAGEM:
IN.00.436.N.TG + IN.27.400

FLAT & ROUND

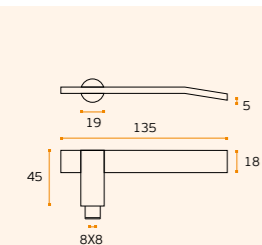
PUXADORES E ACESSÓRIOS /
LEVER HANDLES AND ACCESSORIES /
MANILLAS Y ACCESORIOS.



IN.00.060
Puxador de porta /
Door lever handle / Manilla de puerta.
RC08M (Roseta standard / Standard rose)



.TB .TG .TCO .TCH



MATERIAL: EN 1.4301 / AISI 304

ACABAMENTO / FINISH / ACABADO:
STANDARD: SATINADO / SATIN / SATIN

OPTIONAL: PVD TITANIUM COATED

.TB / .TG / .TCO / .TCH

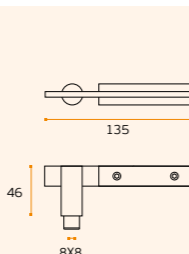

DESIGN: ARQ. LUÍSA ROSAS

SOLID ■

EN1906 3-4 7-1 10308



IN.00.080 GRAIN
Puxador de porta /
Door lever handle / Manilla de puerta.
RC08M (Roseta standard / Standard rose)



MATERIAL: EN 1.4301 / AISI 304


ACABAMENTO / FINISH / ACABADO:
STANDARD: SATINADO + AREADO
/ SATIN + SAND SPRAY/ SATIN +
ARENADO

SOLID ■

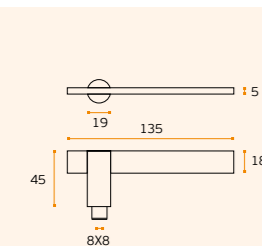
EN1906 3-4 7-1 10308



IN.00.061
Puxador de porta /
Door lever handle / Manilla de puerta.
RC08M (Roseta standard / Standard rose)



.TB .TG .TCO .TCH



MATERIAL: EN 1.4301 / AISI 304

ACABAMENTO / FINISH / ACABADO:
STANDARD: SATINADO / SATIN / SATIN

OPTIONAL: PVD TITANIUM COATED

.TB / .TG / .TCO / .TCH

SOLID ■

EN1906 3-4 7-1 10308



IN.00.061.TB
Titanium black



IN.00.061.TG
Titanium gold



IN.00.061.TCO
Titanium copper



IN.00.061.TCH
Titanium chocolate

.P
Mirror
finish

.TB
PVD
Titanium
black

.TG
PVD
Titanium
gold

.TCO
PVD
Titanium
copper

.TCH
PVD
Titanium
chocolate

—
Pag.240

—
Pag.340

—
Pag.264

—
Pag.272

—
Pag.282





SCALE 1:1

SIMPLE

BY LYDIA KÜMEL

Desenhado por Lydia Kümel nos anos noventa, teve como inspiração os puxadores usados nas carruagens dos comboios belgas.

Designed by Lydia Kümel in the 1990's, it was inspired by the handles used on Belgian train carriages.

Diseñado por Lydia Kümel en la década de 1990, se inspiró en las manijas utilizadas en los vagones de tren belgas.

Coleção retomada na JNF, com mais soluções para mobiliário e banho.

Collection resumed by JNF, with more solutions for furniture and bath.

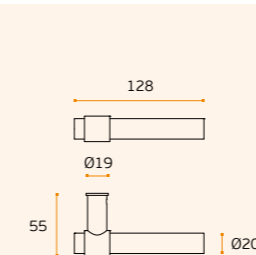
Colección reanudada en JNF, con más soluciones para muebles y baño.

DESIGNED BY: LYDIA KUMEL	SIMPLE SERIES / IN.00.145
ARCHITECT	CREATED: 90'S
COUNTRY: BRUSSELS	SCALE 1:1
LKDM- ARCHITECTES D'INTÉRIEUR & DESIGNERS	MATERIAL: STAINLESS STEEL (EN 1.4301/AISI 304)



IN.00.145 SIMPLE
Puxador de porta / Door lever handle / Manilla de puerta. **RC08M** (Roseta standard / Standard rose)
Design: Lydia Kümel

.TB .TG .TCO .TCH



MATERIAL: EN 1.4301 / AISI 304

ACABAMENTO / FINISH / ACABADO: STANDARD: SATINADO / SATIN / SATIN

OPTIONAL: PVD TITANIUM COATED

.TB / .TG / .TCO / .TCH

EN1906 3-4 7-1 1030B

.P
Mirror finish

.TB
PVD Titanium black

.TG
PVD Titanium gold

.TCO
PVD Titanium copper

.TCH
PVD Titanium chocolate

ADHESIVE 3M
With adhesive 3M

Pag.240

Pag.340

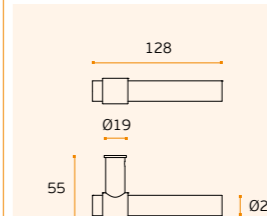
Pag.264

Pag.272

Pag.282

IN.00.145.EF.RD08M SIMPLE
Puxador de porta / Door lever handle / Manilla de puerta. **RD08M** (Roseta standard / Standard rose)
Design: Lydia Kümel

.TB .TG .TCO .TCH



MATERIAL: EN 1.4301 / AISI 304

ACABAMENTO / FINISH / ACABADO: STANDARD: SATINADO / SATIN / SATIN

OPTIONAL: PVD TITANIUM COATED

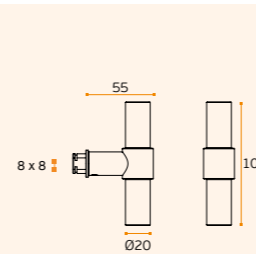
.TB / .TG / .TCO / .TCH

EN1906 3 7-1 1030B



IN.00.172 SIMPLE
Torniquete de porta / Door tourniquet/ Torniquete de puerta. **RC08M** (Roseta standard / Standard rose)
Design: Lydia Kümel

.TB .TG .TCO .TCH



MATERIAL: EN 1.4301 / AISI 304

ACABAMENTO / FINISH / ACABADO: STANDARD: SATINADO / SATIN / SATIN

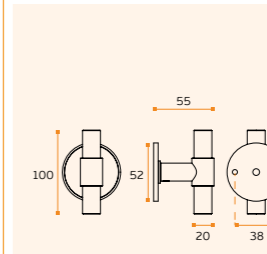
OPTIONAL: PVD TITANIUM COATED

.TB / .TG / .TCO / .TCH

EN1906 3-4 7-1 1030B

IN.00.173 SIMPLE
Torniquete fixo / Fixed door tourniquet / Torniquete fijo. **IN.08.BCP** (Base standard)
Design: Lydia Kümel

.TB .TG .TCO .TCH

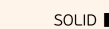



MATERIAL: EN 1.4301 / AISI 304

ACABAMENTO / FINISH / ACABADO: STANDARD: SATINADO / SATIN / SATIN

OPTIONAL: PVD TITANIUM COATED

.TB / .TG / .TCO / .TCH



SIMPLE


PUXADORES E ACESSÓRIOS /
LEVER HANDLES AND ACCESSORIES /
MANILLAS Y ACCESORIOS.



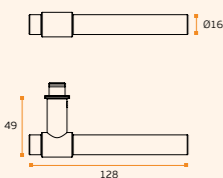
IN.00.145.16 SIMPLE

Puxador de porta /
Door lever handle / Manilla de puerta.

RC08M (Roseta standard / Standard rose)



.TB .TG .TCO .TCH



MATERIAL: EN 1.4301 / AISI 304

ACABAMENTO / FINISH / ACABADO:
STANDARD: SATINADO / SATIN / SATIN

OPTIONAL: PVD TITANIUM COATED

.TB / .TG / .TCO / .TCH

SOLID ■
 EN1906 3 7 - 1 0 3 0 B



IN.04.266 SIMPLE

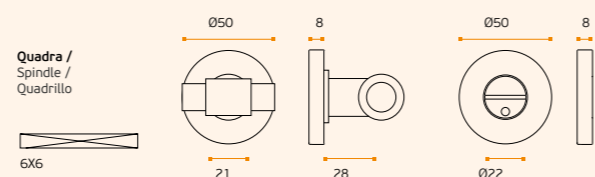
Fecho wc com ranhura para moeda com ou sem indicador (pode ser optado na instalação) / Bathroom snib indicator with coin slot with or without color indication (can be chosen on installation) / Condeño de baño con fenda para moneda con o sin indicador (opcional en la instalación).

.TB .TG .TCO .TCH

MATERIAL: EN 1.4301 / AISI 304

ACABAMENTO / FINISH / ACABADO STANDARD: SATINADO / SATIN / SATIN

OPTIONAL: PVD TITANIUM COATED .TB / .TG / .TCO / .TCH



IN.22.152.14 SIMPLE

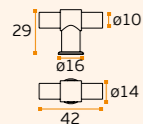
Puxador de móvel /
Furniture knob / Pomo de mueble.

.TB .TG .TCO .TCH

MATERIAL: EN 1.4301 / AISI 304 (SATIN)

OPTIONAL: PVD TITANIUM COATED

.TB / .TG / .TCO / .TCH



IN.22.152.16 SIMPLE

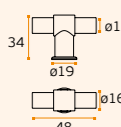
Puxador de móvel /
Furniture knob / Pomo de mueble.

.TB .TG .TCO .TCH

MATERIAL: EN 1.4301 / AISI 304 (SATIN)

OPTIONAL: PVD TITANIUM COATED

.TB / .TG / .TCO / .TCH



IN.00.172.16 SIMPLE

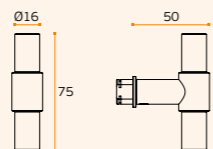
Torniquete de porta / Door tourniquet /
Torniquete de puerta. RC08M (Roseta standard / Standard rose)

.TB .TG .TCO .TCH

MATERIAL: EN 1.4301 / AISI 304 (SATIN)

OPTIONAL: PVD TITANIUM COATED

.TB / .TG / .TCO / .TCH



IN.00.173.16 SIMPLE

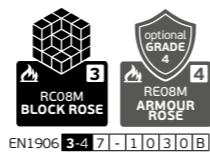
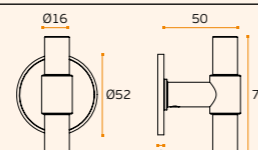
Torniquete fixo / Fixed door tourniquet /
Torniquete fijo. IN.08.BCP (Base standard)

.TB .TG .TCO .TCH

MATERIAL: EN 1.4301 / AISI 304 (SATIN)

OPTIONAL: PVD TITANIUM COATED

.TB / .TG / .TCO / .TCH



EN1906 3-4 7 - 1 0 3 0 B



NATUR

PUXADORES E ACESSÓRIOS /
LEVER HANDLES AND ACCESSORIES /
MANILLAS Y ACCESORIOS.



NEW

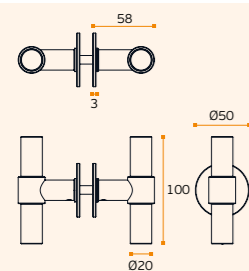


IN.00.172.V NATUR
Puxador duplo para portas de vidro /
Double handle for glass doors /
Pomo doble para puertas de cristal.

IN.00.172.16.V NATUR
Puxador duplo para portas de vidro /
Double handle for glass doors /
Pomo doble para puertas de cristal.

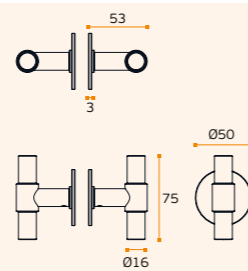
.TB .TG .TCO .TCH

.TB .TG .TCO .TCH



MATERIAL: EN 1.4301 / AISI 304
ACABAMENTO / FINISH / ACABADO: STANDARD: SATINADO / SATIN / SATIN
OPTIONAL: PVD TITANIUM COATED
.TB / .TG / .TCO / .TCH

ADHESIVE 3M
EN1906 3-4 7-1-1030B
SOLID ■



MATERIAL: EN 1.4301 / AISI 304
ACABAMENTO / FINISH / ACABADO: STANDARD: SATINADO / SATIN / SATIN
OPTIONAL: PVD TITANIUM COATED
.TB / .TG / .TCO / .TCH

ADHESIVE 3M
EN1906 3-4 7-1-1030B
SOLID ■

.P
Mirror
finish

.TB
PVD
Titanium
black

.TG
PVD
Titanium
gold

.TCO
PVD
Titanium
copper

.TCH
PVD
Titanium
chocolate

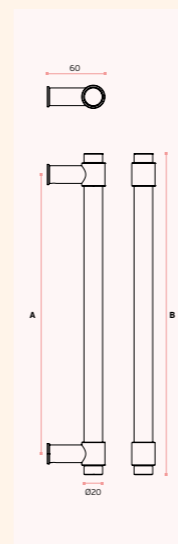
ADHESIVE 3M
With
adhesive
3M

IN.07.123.D NATUR
Asa de porta dupla /
Double door handle /
Manillon de puerta doble.

.TB .TG .TCO .TCH

MATERIAL: EN 1.4301 / AISI 304
ACABAMENTO / FINISH / ACABADO: STANDARD: SATINADO / SATIN / SATIN
OPTIONAL: PVD TITANIUM COATED
.TB / .TG / .TCO / .TCH

A	B
300	344
600	644
900	944



SEMI SOLID ■

ACESSÓRIOS / ACCESSORIES

MFU M6 --- INCLUDED

OPCIONAL VIDRO / OPTIONAL GLASS

IN.08.MFU.DV.19
Dupla para vidro / double glass

IN.08.MFU.SV.19
Simples vidro / single glass

Pag.240

Pag.340

Pag.264

Pag.272

Pag.282

NEW

IN.00.145.16.DKP.32
NATUR

Mecanismo de janela DK com
interior metálico com 4 posições /
DK 4 positions mechanism
with metallic body /
Mecanismo de ventana DK de 4
posiciones con el metal interior.

IN.00.145.16.DKP.37
NATUR

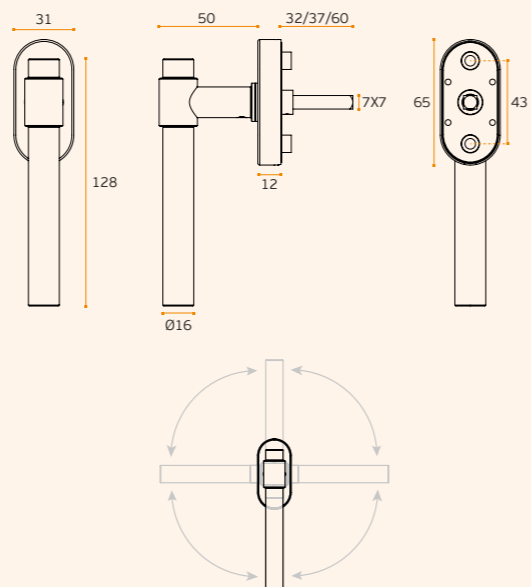
Mecanismo de janela DK com
interior metálico com 4 posições /
DK 4 positions mechanism
with metallic body /
Mecanismo de ventana DK de 4
posiciones con el metal interior.

IN.00.145.16.DKP.60
NATUR

Mecanismo de janela DK com
interior metálico com 4 posições /
DK 4 positions mechanism
with metallic body /
Mecanismo de ventana DK de 4
posiciones con el metal interior.



MATERIAL: EN 1.4301 / AISI 304
ACABAMENTO / FINISH / ACABADO: STANDARD: SATINADO / SATIN / SATIN
OPTIONAL: PVD TITANIUM COATED .TB / .TG / .TCO / .TCH



4 posições / 4 positions / 4 posiciones

Pag.240

Pag.340

Pag.264

Pag.272

Pag.282

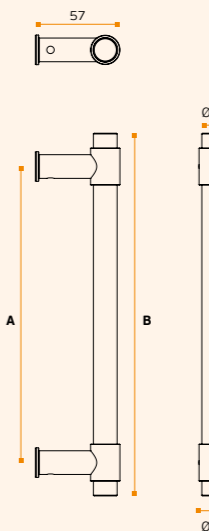
.TB .TG .TCO .TCH

IN.07.123.16.D NATUR
Asa de porta dupla /
Double door handle /
Manillon de puerta doble.

.TB .TG .TCO .TCH

MATERIAL: EN 1.4301 / AISI 304
ACABAMENTO / FINISH / ACABADO: STANDARD: SATINADO / SATIN / SATIN
OPTIONAL: PVD TITANIUM COATED
.TB / .TG / .TCO / .TCH

A	B
200	244
300	344



SEMI SOLID ■

ACESSÓRIOS / ACCESSORIES

MFU M6 --- INCLUDED



OPCIONAL VIDRO / OPTIONAL GLASS

IN.08.MFU.DV.19
Dupla para vidro / double glass

IN.08.MFU.SV.19
Simples vidro / single glass

NATUR WATCH

PUXADORES E ACESSÓRIOS /
LEVER HANDLES AND ACCESSORIES /
MANILLAS Y ACCESORIOS.



IN.00.145.KN NATUR WATCH
Puxador de porta /
Door lever handle / Manilla de puerta.
RC08M (Roseta standard / Standard rose)

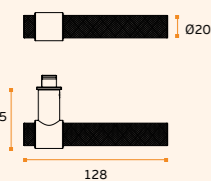


IN.00.145.KN.EF.RD08M NATUR WATCH
Puxador de porta /
Door lever handle / Manilla de puerta.
RD08M (Roseta standard / Standard rose)

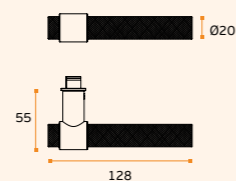


.TB .TG .TCO .TCH

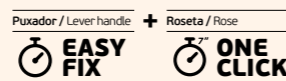
.TB .TG .TCO .TCH



MATERIAL: EN 1.4301 / AISI 304
ACABAMENTO / FINISH / ACABADO:
STANDARD: SATINADO / SATIN / SATIN
OPTIONAL: PVD TITANIUM COATED
.TB / .TG / .TCO / .TCH



MATERIAL: EN 1.4301 / AISI 304
ACABAMENTO / FINISH / ACABADO:
STANDARD: SATINADO / SATIN / SATIN
OPTIONAL: PVD TITANIUM COATED
.TB / .TG / .TCO / .TCH



SOLID ■
EN1906 3-4 7-1 0 3 0 B

.P
Mirror
finish

.TB
PVD
Titanium
black

.TG
PVD
Titanium
gold

.TCO
PVD
Titanium
copper

.TCH
PVD
Titanium
chocolate



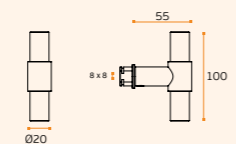
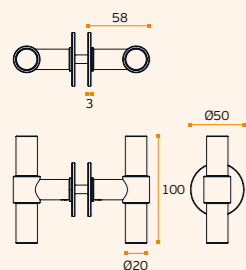
IN.00.172.V.KN
NATUR WATCH
Puxador duplo para portas
de vidro / Double handle for glass doors /
Pomo doble para puertas de cristal.

.TB .TG .TCO .TCH

.TB .TG .TCO .TCH

MATERIAL: EN 1.4301 / AISI 304
ACABAMENTO / FINISH / ACABADO:
STANDARD: SATINADO / SATIN / SATIN
OPTIONAL: PVD TITANIUM COATED
.TB / .TG / .TCO / .TCH

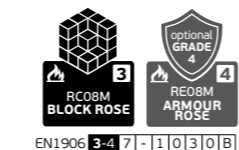
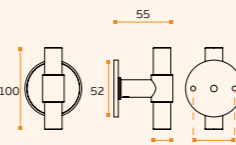
MATERIAL: EN 1.4301 / AISI 304 (SATIN)
OPTIONAL: PVD TITANIUM COATED
.TB / .TG / .TCO / .TCH



IN.00.172.KN NATUR WATCH
Torniquete de porta / Door tourniquet
/ Torniquete de puerta. RC08M (Roseta
standard / Standard rose)

.TB .TG .TCO .TCH

MATERIAL: EN 1.4301 / AISI 304 (SATIN)
OPTIONAL: PVD TITANIUM COATED
.TB / .TG / .TCO / .TCH



EN1906 3-4 7-1 0 3 0 B



Pag.240

Pag.340



Pag.264

Pag.272

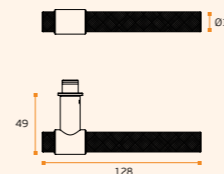
Pag.282



NATUR WATCH

PUXADORES E ACESSÓRIOS /
LEVER HANDLES AND ACCESSORIES /
MANILLAS Y ACCESORIOS..P
Mirror
finish.TB
PVD
Titanium
black.TG
PVD
Titanium
gold.TCO
PVD
Titanium
copper.TCH
PVD
Titanium
chocolateADHESIVE
3M
With
adhesive
3MIN.00.145.16.KN NATUR WATCH
Puxador de porta /
Door lever handle / Manilla de puerta.
RC08M (Roseta standard / Standard rose)

.TB .TG .TCO .TCH



MATERIAL: EN 1.4301 / AISI 304

ACABAMENTO / FINISH / ACABADO:
STANDARD: SATINADO / SATIN / SATIN

OPTIONAL: PVD TITANIUM COATED

.TB / .TG / .TCO / .TCH

EN1906 3-4 7-1-10308

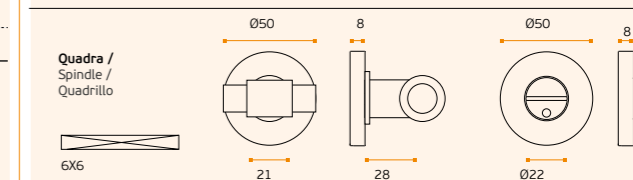
IN.04.266.KN NATUR WATCH
Fecho wc com ranhura para moeda com ou sem indicador (pode ser
optado na instalação) / Bathroom snib indicator with coin slot with or
without color indication (can be chosen on installation) / Condeña de baño
con fenda para moneda con o sin indicador (opcional en la instalación).

.TB .TG .TCO .TCH

MATERIAL: EN 1.4301 / AISI 304

ACABAMENTO / FINISH / ACABADO STANDARD: SATINADO / SATIN / SATIN

OPTIONAL: PVD TITANIUM COATED .TB / .TG / .TCO / .TCH



NEW

IN.00.172.16.V.KN
NATUR WATCH
Puxador duplo para portas
de vidro / Double handle for glass doors /
Pomo doble para puertas de cristal.

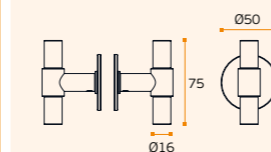
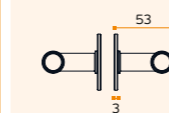
.TB .TG .TCO .TCH

MATERIAL: EN 1.4301 / AISI 304

ACABAMENTO / FINISH / ACABADO:
STANDARD: SATINADO / SATIN / SATIN

OPTIONAL: PVD TITANIUM COATED

.TB / .TG / .TCO / .TCH

ADHESIVE
3M

SOLID ■

Pag.240

Pag.340

Pag.264

Pag.272

Pag.282

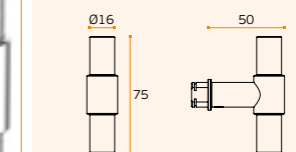
IN.00.172.16.KN NATUR WATCH
Torniquete de porta / Door tourniquet
/ Torniquete de puerta. RC08M (Roseta
standard / Standard rose)

.TB .TG .TCO .TCH

MATERIAL: EN 1.4301 / AISI 304 (SATIN)

OPTIONAL: PVD TITANIUM COATED

.TB / .TG / .TCO / .TCH

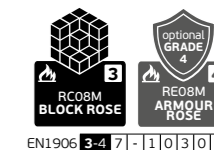
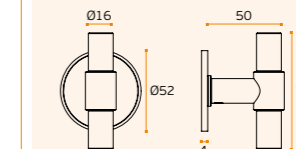
IN.00.173.16.KN NATUR WATCH
Torniquete fixo / Fixed door
tourniquet / Torniquete fijo.
IN.08.BCP (Base standard)

.TB .TG .TCO .TCH

MATERIAL: EN 1.4301 / AISI 304 (SATIN)

OPTIONAL: PVD TITANIUM COATED

.TB / .TG / .TCO / .TCH



EN1906 3-4 7-1-10308



NATUR WATCH

PUXADORES E ACESSÓRIOS /
 LEVER HANDLES AND ACCESSORIES /
 MANILLAS Y ACCESORIOS.

NEW

IN.17.145.KN.1

NATUR WATCH

Mecanismo de segurança para janela ou porta de correr elevadora / Security mechanism for lift sliding window or door / Mecanismo de seguridad para ventana o puerta corredera elevadora.

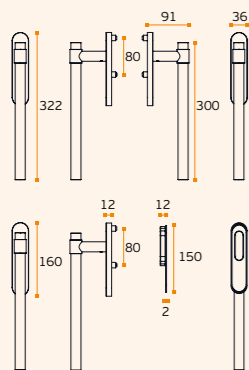
.TB .TG .TCO .TCH

MATERIAL: EN 1.4301 / AISI 304

ACABAMENTO / FINISH / ACABADO:
 STANDARD: SATINADO / SATIN / SATIN

OPTIONAL: PVD TITANIUM COATED

.TB / .TG / .TCO / .TCH



IN.17.145.KN.2

Mecanismo de segurança para janela ou porta de correr elevadora / Security mechanism for lift sliding window or door / Mecanismo de seguridad para ventana o puerta corredera elevadora.

IN.17.145.KN.3

Mecanismo de segurança para janela ou porta de correr elevadora / Security mechanism for lift sliding window or door / Mecanismo de seguridad para ventana o puerta corredera elevadora.



IN.17.145.KN.4

Mecanismo de segurança para janela ou porta de correr elevadora / Security mechanism for lift sliding window or door / Mecanismo de seguridad para ventana o puerta corredera elevadora.



NEW

IN.17.605.KN

NATUR WATCH

Asa de porta dupla / Double door handle / Manillon de puerta doble.

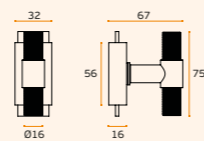
.TB .TG .TCO .TCH

MATERIAL: EN 1.4301 / AISI 304

ACABAMENTO / FINISH / ACABADO:
 STANDARD: SATINADO / SATIN / SATIN

OPTIONAL: PVD TITANIUM COATED

.TB / .TG / .TCO / .TCH

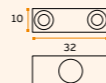


IN.17.605.2

Guia para vareta / Window latch guide / Guia para cremone de ventana.

MATERIAL: EN 1.4401 / AISI 316

ACABAMENTO / FINISH / ACABADO:
 SATINADO / SATIN / SATIN



IN.17.605.10


IN.17.605.15

IN.17.605.30

Vareta redonda / Round rod / Vareta redonda.

MATERIAL: EN 1.4401 / AISI 316

ACABAMENTO / FINISH / ACABADO:
 SATINADO / SATIN / SATIN



IN.07.123.16.D.KN.____

NATUR WATCH

Asa de porta dupla / Double door handle / Manillon de puerta doble.

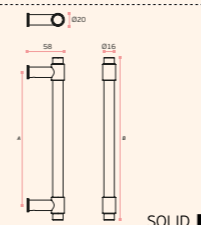
MATERIAL: EN 1.4301 / AISI 304

ACABAMENTO / FINISH / ACABADO:
 STANDARD: SATINADO / SATIN / SATIN

OPTIONAL: PVD TITANIUM COATED

.TB / .TG / .TCO / .TCH

A	B
200	244
300	344



ACESSÓRIOS / ACCESSORIES

MFU M6 --- INCLUDED

OPCIONAL VIDRO / OPTIONAL GLASS

IN.08.MFU.DV.19
 Dupla para vidro / double glass

IN.08.MFU.SV.19
 Simples vidro / single glass



NEW

IN.00.145.16.KN.DKP.32

Mecanismo de janela DK com interior metálico com 4 posições / DK 4 positions mechanism with metallic body / Mecanismo de ventana DK de 4 posiciones con el metal interior.

IN.00.145.16.KN.DKP.37

Mecanismo de janela DK com interior metálico com 4 posições / DK 4 positions mechanism with metallic body / Mecanismo de ventana DK de 4 posiciones con el metal interior.

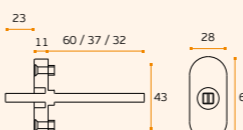
IN.00.145.16.KN.DKP.60

Mecanismo de janela DK com interior metálico com 4 posições / DK 4 positions mechanism with metallic body / Mecanismo de ventana DK de 4 posiciones con el metal interior.

.TB .TG .TCO .TCH

MATERIAL: EN 1.4301 / AISI 304

ACABAMENTO / FINISH / ACABADO:
 STANDARD: SATINADO / SATIN / SATIN



IN.22.153.16.KN

NATUR WATCH

Asa de móvel / Furniture handle / Tirador de mueble

.TB .TG .TCO .TCH

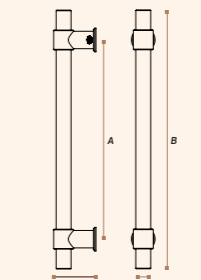
MATERIAL: EN 1.4301 / AISI 304

ACABAMENTO / FINISH / ACABADO:
 STANDARD: SATINADO / SATIN / SATIN

OPTIONAL: PVD TITANIUM COATED

.TB / .TG / .TCO / .TCH

A	B
128	176
160	208
224	272



IN.22.152.14.KN

NATUR WATCH

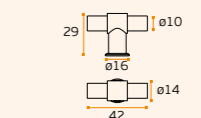
Puxador de móvel / Furniture knob / Pomo de mueble.

.TB .TG .TCO .TCH

MATERIAL: EN 1.4301 / AISI 304 (SATIN)

OPTIONAL: PVD TITANIUM COATED

.TB / .TG / .TCO / .TCH



IN.22.152.16.KN

NATUR WATCH

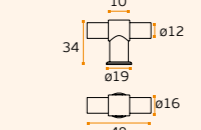
Puxador de móvel / Furniture knob / Pomo de mueble.

.TB .TG .TCO .TCH

MATERIAL: EN 1.4301 / AISI 304 (SATIN)

OPTIONAL: PVD TITANIUM COATED

.TB / .TG / .TCO / .TCH



NATUR WHITE

PUXADORES E ACESSÓRIOS /
LEVER HANDLES AND ACCESSORIES /
MANILLAS Y ACCESORIOS.



IMAGE / IMAGEM:
IN.00.145.W + IN.04.28R.P08N.W

.P
Mirror
finish

.TB
PVD
Titanium
black

.TG
PVD
Titanium
gold

.TCO
PVD
Titanium
copper

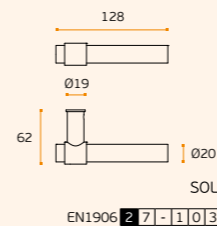
.TCH
PVD
Titanium
chocolate



IN.00.145.W NATUR WHITE
Puxador de porta /
Door lever handle / Manilla de puerta.
RC08N (Roseta standard / Standard rose)

MATERIAL: ALUMINIO / ALUMINIUM

ACABAMENTO / FINISH / ACABADO:
STANDARD: RAL 9016



IN.04.28R.P08N.B
Entrada de chave
normal com interior
nylon / Normal key
hole with nylon base
/ Bocallave para llave
normal con base en nylon.



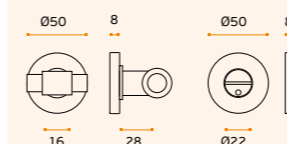
IN.04.28R.Y08N.B
Entrada de chave para
cilindro com interior
nylon / European cylinder
key hole with nylon base
/ Bocallave para bombillo
con base en nylon.

MATERIAL: ALUMINIO / ALUMINIUM

ACABAMENTO / FINISH / ACABADO:
STANDARD: RAL 9016



IN.04.266.W NATUR WHITE
Fecho wc com ranhura para moeda (com ou sem indicador) /
Bathroom snib indicator with coin slot (with or without color indication) /
Condeña de baño con fenda para moneda (con o sin indicador).



MATERIAL: ALUMINIO / ALUMINIUM

ACABAMENTO / FINISH / ACABADO:
STANDARD: RAL 9016

Pag.240

Pag.340

Pag.264

Pag.272

Pag.282

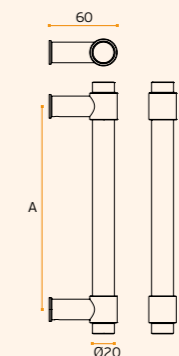
NEW

IN.07.145.W NATUR WHITE
Asa de porta dupla /
Double door handle /
Manillon de puerta doble.

MATERIAL: ALUMINIO / ALUMINIUM

ACABAMENTO / FINISH / ACABADO:
STANDARD: RAL 9016

A	B
200	244
300	344
600	644



SOLID ■

ACESSÓRIOS / ACCESSORIES

MFU M6 --- INCLUDED

OPCIONAL VIDRO / OPTIONAL GLASS

IN.08.MFU.DV.19
Dupla para vidro / double glass

IN.08.MFU.SV.19
Simples vidro / single glass



NATUR BLACK

PUXADORES E ACESSÓRIOS /
 LEVER HANDLES AND ACCESSORIES /
 MANILLAS Y ACCESORIOS.

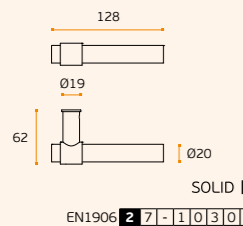


IN.00.145.B NATUR BLACK

Puxador de porta /
 Door lever handle / Manilla de puerta.
RC08N (Roseta standard / Standard rose)

MATERIAL: ALUMINIO / ALUMINIUM

ACABAMENTO / FINISH / ACABADO:
 STANDARD: RAL 9005



IN.04.28R.P08N.B
 Entrada de chave para
 normal com interior
 nylon / Normal key
 hole with nylon base /
 Bocallave para llave
 normal con base en nylon.



IN.04.28R.Y08N.B
 Entrada de chave para
 cilindro com interior
 nylon / European cylinder
 key hole with nylon base /
 Bocallave para bombillo
 con base en nylon.

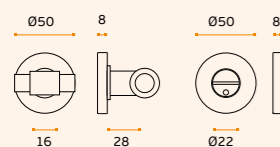
MATERIAL: ALUMINIO / ALUMINIUM

ACABAMENTO / FINISH / ACABADO:
 STANDARD: RAL 9005



IN.04.266.B NATUR BLACK

Fecho wc com ranhura para moeda (com ou sem indicador) /
 Bathroom snib indicator with coin slot (with or without color indication) /
 Condeña de baño con fenda para moneda (con o sin indicador).



MATERIAL: ALUMINIO / ALUMINIUM

ACABAMENTO / FINISH / ACABADO:
 STANDARD: RAL 9005

SOLID ■

ACESSÓRIOS / ACCESSORIES

MFU M6 --- INCLUDED

OPCIONAL VIDRO / OPTIONAL GLASS

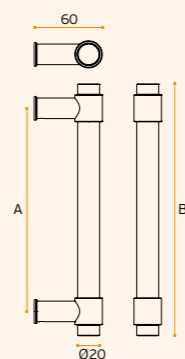
IN.08.MFU.DV.19
 Dupla para vidro / double glass

IN.08.MFU.SV.19
 Simples vidro / single glass

MATERIAL: ALUMINIO / ALUMINIUM

ACABAMENTO / FINISH / ACABADO:
 STANDARD: RAL 9005

A	B
200	244
300	344
600	644



SOLID ■

ACESSÓRIOS / ACCESSORIES

MFU M6 --- INCLUDED

OPCIONAL VIDRO / OPTIONAL GLASS

IN.08.MFU.DV.19
 Dupla para vidro / double glass

IN.08.MFU.SV.19
 Simples vidro / single glass

.P
 Mirror
 finish

.TB
 PVD
 Titanium
 black

.TG
 PVD
 Titanium
 gold

.TCO
 PVD
 Titanium
 copper

.TCH
 PVD
 Titanium
 chocolate

Pag.240

Pag.340

Pag.264

Pag.272

Pag.282



WATCH

PUXADORES E ACESSÓRIOS /
 LEVER HANDLES AND ACCESSORIES /
 MANILLAS Y ACCESORIOS.



IN.22.160.30.KN WATCH
 Puxador de móvel /
 Furniture knob / Pomo de mueble.


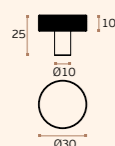


MATERIAL: EN 1.4301 / AISI 304

ACABAMENTO / FINISH ACABADO:
 SATINADO / SATIN / SATIN

OPTIONAL: PVD TITANIUM COATED

.TB / .TG / .TCO / .TCH



IN.22.160.25.KN WATCH
 Puxador de móvel /
 Furniture knob / Pomo de mueble.

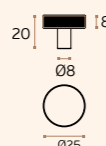


MATERIAL: EN 1.4301 / AISI 304

ACABAMENTO / FINISH ACABADO:
 SATINADO / SATIN / SATIN

OPTIONAL: PVD TITANIUM COATED

.TB / .TG / .TCO / .TCH



IN.22.160.20.KN WATCH
 Puxador de móvel /
 Furniture knob / Pomo de mueble.

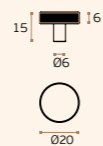


MATERIAL: EN 1.4301 / AISI 304

ACABAMENTO / FINISH ACABADO:
 SATINADO / SATIN / SATIN

OPTIONAL: PVD TITANIUM COATED

.TB / .TG / .TCO / .TCH



IN.22.133 WATCH
 Puxador de móvel /
 Furniture knob / Pomo de mueble.

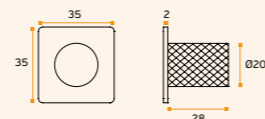


MATERIAL: EN 1.4301 / AISI 304

ACABAMENTO / FINISH ACABADO:
 SATINADO / SATIN / SATIN

OPTIONAL: PVD TITANIUM COATED

.TB / .TG / .TCO / .TCH



.P
 Mirror
 finish

.TB
 PVD
 Titanium
 black

.TG
 PVD
 Titanium
 gold

.TCO
 PVD
 Titanium
 copper

.TCH
 PVD
 Titanium
 chocolate

NEW

IN.22.136.KN
 WATCH
 Asa de móvel /
 Furniture handle /
 Tirador de mueble



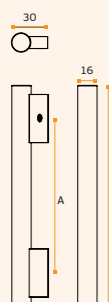
MATERIAL: EN 1.4301 / AISI 304

ACABAMENTO / FINISH / ACABADO:
 STANDARD: SATINADO / SATIN / SATIN

OPTIONAL: PVD TITANIUM COATED

.TB / .TG / .TCO / .TCH

A	B
128	183
160	215
224	279



SOLID ■



IN.22.135.KN WATCH
 Puxador de móvel /
 Furniture knob / Pomo de mueble.


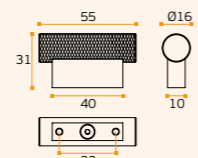


MATERIAL: EN 1.4301 / AISI 304

ACABAMENTO / FINISH ACABADO:
 SATINADO / SATIN / SATIN

OPTIONAL: PVD TITANIUM COATED

.TB / .TG / .TCO / .TCH



IN.22.162.KN WATCH
 Puxador de móvel /
 Furniture knob /
 Pomo de mueble.

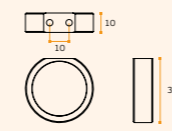


MATERIAL: EN 1.4301 / AISI 304

ACABAMENTO / FINISH ACABADO:
 SATINADO / SATIN / SATIN

OPTIONAL: PVD TITANIUM COATED

.TB / .TG / .TCO / .TCH




Pag.240

Pag.340

Pag.264

Pag.272

Pag.282



WATCH LEATHER

PUXADORES E ACESSÓRIOS /
LEVER HANDLES AND ACCESSORIES /
MANILLAS Y ACCESORIOS.

NEW

IN.22.165.KN. WATCH LEATHER

Asa de móvel /
Furniture handle /
Tirador de mueble
Design: Pedro Queirós

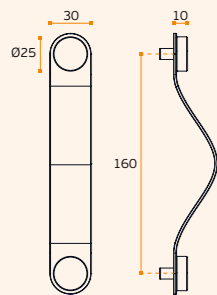
.TB .TG .TCO .TCH

MATERIAL: EN 1.4301 / AISI 304 +
PELE NATURAL / NATURAL LEATHER /
CUERO NATURAL

ACABAMENTO / FINISH / ACABADO:
STANDARD: SATINADO / SATIN / SATIN

OPTIONAL: PVD TITANIUM COATED

.TB / .TG / .TCO / .TCH



IN.22.165.KN.B
Asa de móvel - Pele natural castanha /
Furniture handle - Natural Brown leather /
Tirador de mueble -Cuero natural marrón.



IN.22.165.KN.C
Asa de móvel - Pele natural camel /
Furniture handle - Natural camel leather /
Tirador de mueble -Cuero natural camel.



IN.22.165.KN.N
Asa de móvel - Pele natural preta /
Furniture handle - Natural Black leather /
Tirador de mueble -Cuero natural Negro.

.P
Mirror
finish

.TB
PVD
Titanium
black

.TG
PVD
Titanium
gold

.TCO
PVD
Titanium
copper

.TCH
PVD
Titanium
chocolate

.P
Mirror
finish

.TB
PVD
Titanium
black

.TG
PVD
Titanium
gold

.TCO
PVD
Titanium
copper

.TCH
PVD
Titanium
chocolate

NEW



IN.17.135.KN WATCH Levanta janelas de guilhotina / Lift up window handle / Levanta ventanas de guillotina.

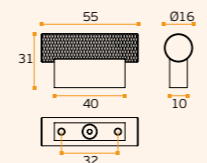
.TB .TG .TCO .TCH

MATERIAL: EN 1.4301 / AISI 304

ACABAMENTO / FINISH ACABADO:
SATINADO / SATIN / SATIN

OPTIONAL: PVD TITANIUM COATED

.TB / .TG / .TCO / .TCH



NEW

IN.22.166.KN. WATCH LEATHER

Asa de móvel /
Furniture handle /
Tirador de mueble.
Design: Pedro Queirós

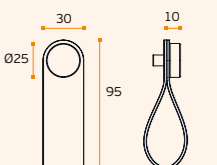
.TB .TG .TCO .TCH

MATERIAL: EN 1.4301 / AISI 304 +
PELE NATURAL / NATURAL LEATHER /
CUERO NATURAL

ACABAMENTO / FINISH / ACABADO:
STANDARD: SATINADO / SATIN / SATIN

OPTIONAL: PVD TITANIUM COATED

.TB / .TG / .TCO / .TCH



IN.22.166.KN.B
Asa de móvel - Pele natural castanha /
Furniture handle - Natural Brown leather /
Tirador de mueble -Cuero natural marrón.



IN.22.166.KN.C
Asa de móvel - Pele natural camel /
Furniture handle - Natural camel leather /
Tirador de mueble -Cuero natural camel.



IN.22.166.KN.N
Asa de móvel - Pele natural preta /
Furniture handle - Natural Black leather /
Tirador de mueble -Cuero natural Negro.

Pag.240

Pag.340

Pag.264

Pag.272

Pag.282

Pag.240

Pag.340

Pag.264

Pag.272

Pag.282

IN.22.161.30.KN WATCH

Puxador de móvel /
Furniture knob /
Pomo de mueble.

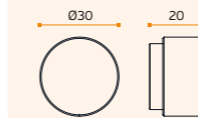
.TB .TG .TCO .TCH

MATERIAL: EN 1.4301 / AISI 304

ACABAMENTO / FINISH:
SATINADO / SATIN / SATIN

OPTIONAL: PVD TITANIUM

.TB / .TG / .TCO / .TCH



IN.22.161.25.KN WATCH

Puxador de móvel /
Furniture knob /
Pomo de mueble.

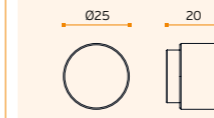
.TB .TG .TCO .TCH

MATERIAL: EN 1.4301 / AISI 304

ACABAMENTO / FINISH:
SATINADO / SATIN / SATIN

OPTIONAL: PVD TITANIUM

.TB / .TG / .TCO / .TCH



IN.22.161.20.KN WATCH

Puxador de móvel /
Furniture knob /
Pomo de mueble.

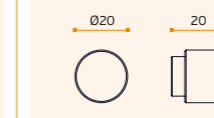
.TB .TG .TCO .TCH

MATERIAL: EN 1.4301 / AISI 304

ACABAMENTO / FINISH:
SATINADO / SATIN / SATIN

OPTIONAL: PVD TITANIUM

.TB / .TG / .TCO / .TCH



NEW

IN.22.161.15.KN WATCH

Puxador de móvel /
Furniture knob /
Pomo de mueble.

.TB .TG .TCO .TCH

MATERIAL: EN 1.4301 / AISI 304

ACABAMENTO / FINISH:
SATINADO / SATIN / SATIN

OPTIONAL: PVD TITANIUM

.TB / .TG / .TCO / .TCH



NEW

IN.22.161.10.KN WATCH

Puxador de móvel /
Furniture knob /
Pomo de mueble.

.TB .TG .TCO .TCH

MATERIAL: EN 1.4301 / AISI 304

ACABAMENTO / FINISH:
SATINADO / SATIN / SATIN

OPTIONAL: PVD TITANIUM

.TB / .TG / .TCO / .TCH



CLEAR WATCH

PUXADORES E ACESSÓRIOS /
LEVER HANDLES AND ACCESSORIES /
MANILLAS Y ACCESORIOS.

.P
Mirror
finish

.TB
PVD
Titanium
black

.TG
PVD
Titanium
gold

.TCO
PVD
Titanium
copper

.TCH
PVD
Titanium
chocolate



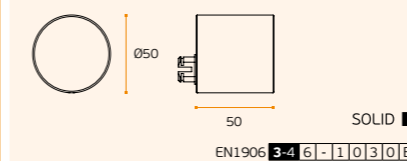
IN.00.201.KN
WATCH SHADOW
Puxador de porta giratório /
Turning knob / Pomo de puerta giratorio.
RB08MS (Roseta standard / Standard rose)

.TB .TG .TCO .TCH

MATERIAL: EN 1.4301 / AISI 304

ACABAMENTO / FINISH / ACABADO:
STANDARD: SATINADO / SATIN / SATIN

OPTIONAL: PVD TITANIUM COATED .TB / .TG / .TCO / .TCH



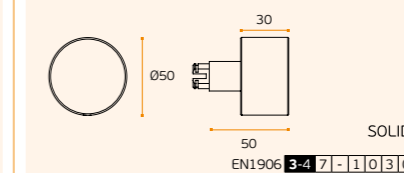
IN.00.202.KN
WATCH SIMPLE
Puxador de porta giratório /
Turning knob / Pomo de puerta giratorio.
RB08MS (Roseta standard / Standard rose)

.TB .TG .TCO .TCH

MATERIAL: EN 1.4301 / AISI 304

ACABAMENTO / FINISH / ACABADO:
STANDARD: SATINADO / SATIN / SATIN

OPTIONAL: PVD TITANIUM COATED .TB / .TG / .TCO / .TCH

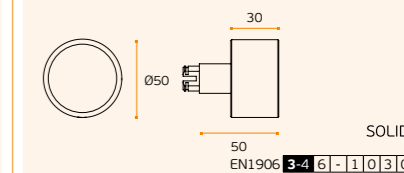


IN.00.203.KN
WATCH DESCENTERED
Puxador de porta giratório /
Turning knob / Pomo de puerta giratorio.
RB08MS (Roseta standard / Standard rose)

MATERIAL: EN 1.4301 / AISI 304

ACABAMENTO / FINISH / ACABADO:
STANDARD: SATINADO / SATIN / SATIN

OPTIONAL: PVD TITANIUM COATED .TB / .TG / .TCO / .TCH



NEW



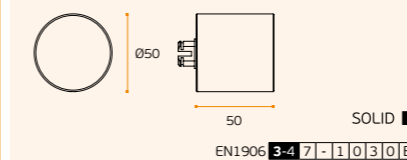
IN.00.199.KN
WATCH
Puxador de porta giratório /
Turning knob / Pomo de puerta giratorio.
RB08MS (Roseta standard / Standard rose)

.TB .TG .TCO .TCH


MATERIAL: EN 1.4301 / AISI 304

ACABAMENTO / FINISH / ACABADO:
STANDARD: SATINADO / SATIN / SATIN

OPTIONAL: PVD TITANIUM COATED .TB / .TG / .TCO / .TCH



NEW



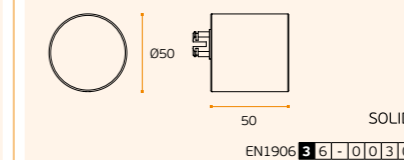
IN.00.200.KN
WATCH PENDULAR
Puxador com movimento descentrado /
Knob with descentered movement /
Pomo con movimiento descentrado.

.TB .TG .TCO .TCH


MATERIAL: EN 1.4301 / AISI 304

ACABAMENTO / FINISH / ACABADO:
STANDARD: SATINADO / SATIN / SATIN

OPTIONAL: PVD TITANIUM COATED .TB / .TG / .TCO / .TCH



**PUXADOR DE PORTA FIXO /
FIXED DOOR KNOB /
POMO DE PUERTA FIJO.**
IN.08.BCP (Base standard
/ Standard fixing)



IN.00.201.KN.F
WATCH
SHADOW



IN.00.202.KN.F
WATCH
SIMPLE



IN.00.203.KN.F
WATCH
DESCENTERED



IN.00.199.KN.F
WATCH

Pag.240

Pag.340

Pag.264

Pag.272

Pag.282

BERGEN ARTIC LINE

PUXADORES E ACESSÓRIOS /
LEVER HANDLES AND ACCESSORIES /
MANILLAS Y ACCESORIOS.



BERGEN ARTIC LINE



- 1 Roseta com mola, de expressão reduzida - 5mm / Reduced rose with spring - 5mm / Roseta con muelle de expresión reducida - 5 mm
- 2 Puxador com sistema EASY FIX / Lever handle with EASY FIX system / Manilla con sistema EASY FIX.

IMAGE / IMAGEM:
IN.00.184.EF.RF05N

NEW



.P
Mirror
finish

.TB
PVD
Titanium
black

.TG
PVD
Titanium
gold

.TCO
PVD
Titanium
copper

.TCH
PVD
Titanium
chocolate

With
spring

ONLY
LOCKS
GRADE
3

IN.00.184.EF.RF05N BERGEN
Puxador de porta /
Door lever handle / Manilla de puerta.



.TB .TG .TCO .TCH

MATERIAL: EN 1.4301 / AISI 304

ACABAMENTO / FINISH / ACABADO:
STANDARD: SATINADO / SATIN / SATIN

OPTIONAL: PVD TITANIUM COATED

.TB / .TG / .TCO / .TCH



5MM
Puxador / Lever handle



TUBULAR

EN1906 3 7 - 0 0 3 0 B

NEW



IN.04.116.B

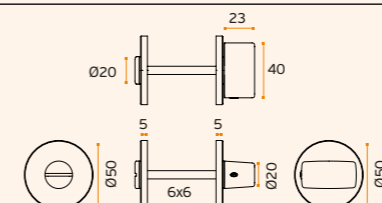
Fecho de WC sem indicador de cor "Livre/Ocupado" /
Bathroom lock without colour indicator "Vacant / Occupied" /
Cierre de baño sin el indicador del color "Libre/Ocupado".

.P .TB .TG .TCO .TCH

MATERIAL: EN 1.4301 / AISI 304

ACABAMENTO / FINISH / ACABADO: STANDARD: SATINADO / SATIN / SATIN

OPTIONAL: PVD TITANIUM COATED: .TB / .TG / .TCO / .TCH



Pag.240

Pag.340

Pag.264

Pag.272

Pag.282

NEW



IN.04.REC.05N

Entrada de chave metálica para
chave normal / Metallic key hole
for normal key / Bocallave metálica
para llave normal.

.P .TB .TG .TCO .TCH

MATERIAL: EN 1.4301 / AISI 304

ACABAMENTO / FINISH / ACABADO:
STANDARD: SATINADO / SATIN

OPTIONAL: PVD TITANIUM COATED

.TB / .TG / .TCO / .TCH



NEW



IN.04.RPZ.05N

Entrada de chave metálica para
cilindro europeu / Metallic key hole
for european cylinder / Bocallave
metálica para bombillo europeo.

.P .TB .TG .TCO .TCH

MATERIAL: EN 1.4301 / AISI 304

ACABAMENTO / FINISH / ACABADO:
STANDARD: SATINADO / SATIN

OPTIONAL: PVD TITANIUM COATED

.TB / .TG / .TCO / .TCH



FLOW ARTIC LINE

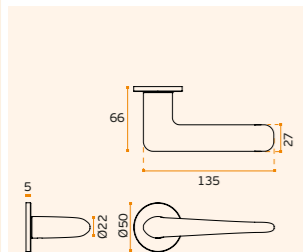
PUXADORES E ACESSÓRIOS /
LEVER HANDLES AND ACCESSORIES /
MANILLAS Y ACCESORIOS.

NEW



IN.00.182.EF.RF05N FLOW
Puxador de porta /
Door lever handle / Manilla de puerta.

.TB .TG .TCO .TCH

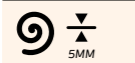


MATERIAL: EN 1.4301 / AISI 304

ACABAMENTO / FINISH / ACABADO:
STANDARD: SATINADO / SATIN / SATIN

OPTIONAL: PVD TITANIUM COATED

.TB / .TG / .TCO / .TCH



5MM
Puxador / Lever handle



TUBULAR

EN1906 3 7 | - 0 0 3 0 B



IN.00.182.EF.RF05N.TB
Titanium black



IN.00.182.EF.RF05N.TG
Titanium gold



IN.00.182.EF.RF05N.TCO
Titanium copper



IN.00.182.EF.RF05N.TCH
Titanium chocolate

.P
Mirror
finish

.TB
PVD
Titanium
black

.TG
PVD
Titanium
gold

.TCO
PVD
Titanium
copper


.TCH
PVD
Titanium
chocolate



With
spring



ONLY
LOCKS
GRADE
3



FLOW ARTIC LINE

NEW



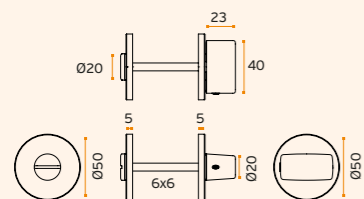
IN.04.116.B
Fecho de WC sem indicador de cor "Livre/Ocupado" /
Bathroom lock without colour indicator "Vacant / Occupied" /
Cierre de baño sin el indicador del color "Libre/Ocupado".

.P .TB .TG .TCO .TCH

MATERIAL: EN 1.4301 / AISI 304

ACABAMENTO / FINISH / ACABADO: STANDARD: SATINADO / SATIN / SATIN

OPTIONAL: PVD TITANIUM COATED: .TB / .TG / .TCO / .TCH



NEW



IN.04.REC.05N
Entrada de chave metálica para
chave normal / Metallic key hole
for normal key / Bocallave metálica
para llave normal.

.P .TB .TG .TCO .TCH

MATERIAL: EN 1.4301 / AISI 304

ACABAMENTO / FINISH / ACABADO:
STANDARD: SATINADO / SATIN

OPTIONAL: PVD TITANIUM COATED

.TB / .TG / .TCO / .TCH



NEW



IN.04.RPZ.05N
Entrada de chave metálica para
cilindro europeu / Metallic key hole
for european cylinder / Bocallave
metálica para bombillo europeu.

.P .TB .TG .TCO .TCH

MATERIAL: EN 1.4301 / AISI 304

ACABAMENTO / FINISH / ACABADO:
STANDARD: SATINADO / SATIN

OPTIONAL: PVD TITANIUM COATED

.TB / .TG / .TCO / .TCH



Pag.240



Pag.340



Pag.264



Pag.272



Pag.282

1.7" **EASY
FIX**

1 Roseta com mola, de expressão
reduzida - 5mm / Reduced rose with
spring - 5mm / Roseta con muelle de
expresión reducida - 5 mm

2 Puxador com sistema EASY FIX /
Lever handle with EASY FIX system /
Manilla con sistema EASY FIX.

ORGANIC

PUXADORES E ACESSÓRIOS /
LEVER HANDLES AND ACCESSORIES /
MANILLAS Y ACCESORIOS.



EASY FIX

INSTALLATION IN
7 SECONDS

.P
Mirror
finish

.TB
PVD
Titanium
black

.TG
PVD
Titanium
gold

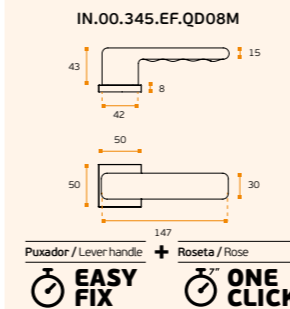
.TCO
PVD
Titanium
copper

.TCH
PVD
Titanium
chocolate

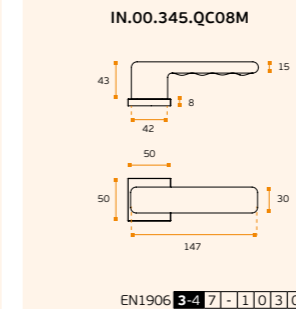


IN.00.345.EF.QD08M OSAKA EASY FIX
IN.00.345.QC08M OSAKA
Puxador de porta com roseta / Door lever handle
with rose / Manilla de puerta con roseta.
QC08M BLOCK (Roseta standard / Standard rose)

.P .TB .TG .TCO .TCH



EN1906 3-4 7-1-1030B

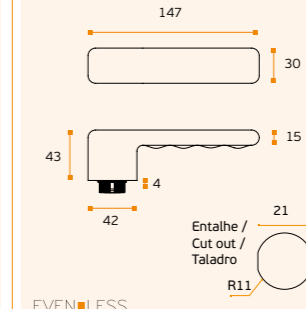


EN1906 3-4 7-1-1030B



IN.00.345.EF.R01S OSAKA EASY FIX
Puxador de porta /
Door lever handle / Manilla de puerta.

.P .TB .TG .TCO .TCH



MATERIAL: EN 1.4301 / AISI 304
ACABAMENTO / FINISH / ACABADO:
STANDARD: SATINADO / SATIN / SATIN
OPTIONAL: PVD TITANIUM COATED
.TB / .TG / .TCO / .TCH



IN.04.345.EC OSAKA
Pag.240

IN.04.345.PZ OSAKA
Pag.340

IN.04.345.B1 OSAKA
Pag.264

IN.04.345.B1 OSAKA
Pag.272

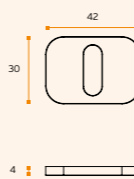
IN.04.345.B1 OSAKA
Pag.282



IN.04.345.EC OSAKA
Entrada de chave metálica para
chave normal / Metallic key hole
for normal key / Bocallave metálica
para llave normal.

.P .TB .TG .TCO .TCH

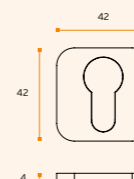
MATERIAL: EN 1.4301 / AISI 304
ACABAMENTO / FINISH / ACABADO:
STANDARD: SATINADO / SATIN / SATIN



IN.04.345.PZ OSAKA
Entrada de chave metálica para
cilindro europeu / Metallic key hole
for european cylinder / Bocallave
metálica para bombillo europeo.

.P .TB .TG .TCO .TCH

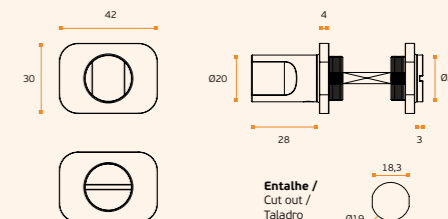
MATERIAL: EN 1.4301 / AISI 304
ACABAMENTO / FINISH / ACABADO:
STANDARD: SATINADO / SATIN / SATIN




IN.04.345.B1 OSAKA
Fecho de WC Sem indicador de cor "Livre/Ocupado" /
Bathroom lock without colour indicator "Vacant / Occupied" /
Cierre de baño sin el indicador del color "Libre/Ocupado".

.P .TB .TG .TCO .TCH

MATERIAL: EN 1.4301 / AISI 304
ACABAMENTO / FINISH / ACABADO STANDARD: SATINADO / SATIN / SATIN



ORGANIC

PUXADORES E ACESSÓRIOS /
LEVER HANDLES AND ACCESSORIES /
MANILLAS Y ACCESORIOS.**IN.00.178.QC08M** KYOTOPuxador de porta com roseta / Door lever
handle with rose / Manilla de puerta con roseta.
QC08M BLOCK ROSE (Roseta standard / Standard rose)

.P .TB .TG .TCO .TCH

MATERIAL: EN 1.4301 / AISI 304

ACABAMENTO / FINISH / ACABADO:
STANDARD: SATINADO / SATIN / SATIN

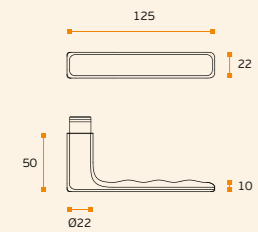
OPTIONAL: PVD TITANIUM COATED

.P / .TB / .TG / .TCO / .TCH

CLASSIFICAÇÃO COM ROSETA STANDARD/
WITH STANDARD ROSE CLASSIFICATION /
CLASIFICACIÓN CON ROSETA ESTÁNDAR

SOLID ■

EN1906 3-4 7-1 0 3 0 B

**IN.00.178.EF.QD08M** KYOTO EASY FIXPuxador de porta EASY FIX com roseta / Door lever handle
EASY FIX with rose / Manilla de puerta EASY FIX con roseta.
QD08M ONE CLICK ROSE (Roseta standard / Standard rose)

.P .TB .TG .TCO .TCH

MATERIAL: EN 1.4301 / AISI 304

ACABAMENTO / FINISH / ACABADO:
STANDARD: SATINADO / SATIN / SATIN

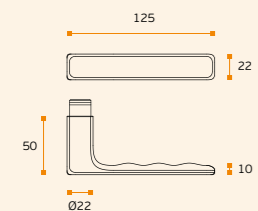
OPTIONAL: PVD TITANIUM COATED

.P / .TB / .TG / .TCO / .TCH /

CLASSIFICAÇÃO COM ROSETA STANDARD/
WITH STANDARD ROSE CLASSIFICATION /
CLASIFICACIÓN CON ROSETA ESTÁNDAR

SOLID ■

EN1906 3 7-1 0 3 0 B

**IN.07.178.D** KYOTOAsa de porta dupla / Double door
handle / Manillon de puerta doble.
Design: Christian Magalhães

.TB .TG .TCO .TCH

MATERIAL: EN 1.4301 / AISI 304

ACABAMENTO / FINISH / ACABADO:
STANDARD: SATINADO / SATIN / SATIN

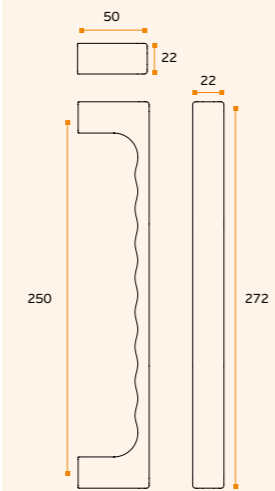
OPTIONAL: PVD TITANIUM COATED

.TB / .TG / .TCO / .TCH

CLASSIFICAÇÃO COM ROSETA STANDARD/
WITH STANDARD ROSE CLASSIFICATION /
CLASIFICACIÓN CON ROSETA ESTÁNDAR

SOLID ■

EN1906 3-4 7-1 0 3 0 B

ERGO
COMFORT

SOLID ■

ACESSÓRIOS / ACCESSORIES

MFU M8 --- INCLUDED

OPCIONAL VIDRO / OPTIONAL GLASS

IN.08.MFU.DVQ.25
Dupla para vidro / double glassIN.08.MFU.SVQ.25
Simples vidro / single glass.P
Mirror
finish.TB
PVD
Titanium
black.TG
PVD
Titanium
gold.TCO
PVD
Titanium
copper.TCH
PVD
Titanium
chocolate

Pag.240



Pag.340



Pag.264



Pag.272



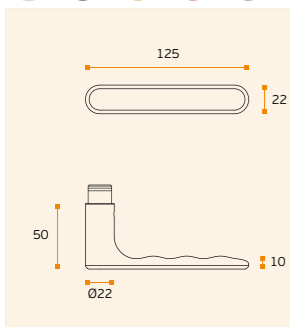
Pag.282

EASY
FIXINSTALLATION IN
7 SECONDS

ORGANIC

PUXADORES E ACESSÓRIOS /
LEVER HANDLES AND ACCESSORIES /
MANILLAS Y ACCESORIOS.**IN.00.177.RC08M TOKYO**Puxador de porta com roseta / Door lever
handle with rose / Manilla de puerta con roseta.
RC08M BLOCK (Roseta standard / Standard rose)

.P .TB .TG .TCO .TCH



MATERIAL: EN 1.4301 / AISI 304

ACABAMENTO / FINISH / ACABADO:
STANDARD: SATINADO / SATIN / SATIN

OPTIONAL: PVD TITANIUM COATED

.P / .TB / .TG / .TCO / .TCH

CLASSIFICAÇÃO COM ROSETA STANDARD/
WITH STANDARD ROSE CLASSIFICATION /
CLASIFICACIÓN CON ROSETA ESTÁNDAR

SOLID

EN1906 3-4 7-1 0 3 0 B

IN.07.177.D TOKYOAsa de porta dupla / Double door
handle / Manillon de puerta doble.
Design: Christian Magalhães

.TB .TG .TCO .TCH

MATERIAL: EN 1.4301 / AISI 304

ACABAMENTO / FINISH / ACABADO:
STANDARD: SATINADO / SATIN / SATIN

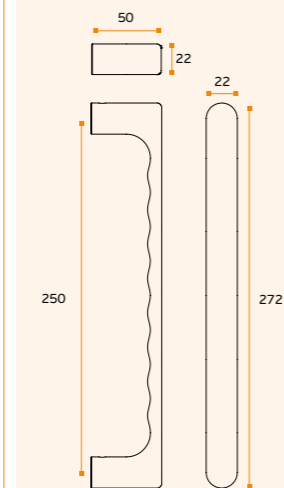
OPTIONAL: PVD TITANIUM COATED

.TB / .TG / .TCO / .TCH

CLASSIFICAÇÃO COM ROSETA STANDARD/
WITH STANDARD ROSE CLASSIFICATION /
CLASIFICACIÓN CON ROSETA ESTÁNDAR

SOLID

EN1906 3-4 7-1 0 3 0 B

**ERGO
COMFORT**

SOLID

ACESSÓRIOS / ACCESSORIES

MFU M8 --- INCLUDED

OPCIONAL VIDRO / OPTIONAL GLASS

IN.08.MFU.DV.22
Dupla para vidro / double glassIN.08.MFU.SV.22
Simples vidro / single glass.P
Mirror
finish.TB
PVD
Titanium
black.TG
PVD
Titanium
gold.TCO
PVD
Titanium
copper.TCH
PVD
Titanium
chocolate


Pag.240

Pag.340

Pag.264

Pag.272

Pag.282



ORGANIC

PUXADORES E ACESSÓRIOS /
LEVER HANDLES AND ACCESSORIES /
MANILLAS Y ACCESORIOS.



IMAGE / IMAGEM:
IN.00.240.TG

.P
Mirror
finish

.TB
PVD
Titanium
black

.TG
PVD
Titanium
gold

.TCO
PVD
Titanium
copper

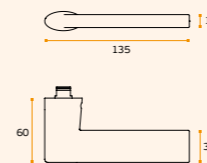
.TCH
PVD
Titanium
chocolate



IN.00.240 DYNAMIC

Puxador de porta /
Door lever handle / Manilla de puerta.
RB08M (Roseta standard / Standard rose)

.TB **.TG** **.TCO** **.TCH**



MATERIAL: EN 1.4301 / AISI 304

ACABAMENTO / FINISH / ACABADO:
STANDARD: SATINADO / SATIN / SATIN

OPTIONAL: PVD TITANIUM COATED

.TB / .TG / .TCO / .TCH

DESIGN: CHRISTIAN MAGALHÃES

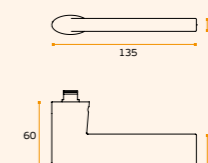
TUBULAR
EN1906 3 7-11030A



IN.00.240.P DYNAMIC

Puxador de porta /
Door lever handle / Manilla de puerta.
RB08M.P (Roseta standard / Standard rose)

.P



MATERIAL: EN 1.4301 / AISI 304

ACABAMENTO / FINISH / ACABADO:
STANDARD: POLIDO / POLISHED /
PULIDO

DESIGN: CHRISTIAN MAGALHÃES

TUBULAR
EN1906 3 7-11030A

.P
Pag.240

.TB
Pag.340

.TG
Pag.264

.TCO
Pag.272

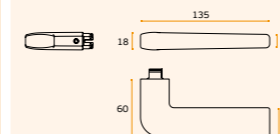
.TCH
Pag.282



IN.00.241 GOLF

Puxador de porta /
Door lever handle / Manilla de puerta.
RB08M (Roseta standard / Standard rose)

.TB **.TG** **.TCO** **.TCH**



MATERIAL: EN 1.4301 / AISI 304

ACABAMENTO / FINISH / ACABADO:
STANDARD: SATINADO / SATIN / SATIN

OPTIONAL: PVD TITANIUM COATED

.TB / .TG / .TCO / .TCH

DESIGN: CHRISTIAN MAGALHÃES

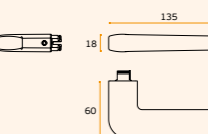
TUBULAR
EN1906 3 7-11030A



IN.00.241.P GOLF

Puxador de porta /
Door lever handle / Manilla de puerta.
RB08M.P (Roseta standard / Standard rose)

.P



MATERIAL: EN 1.4301 / AISI 304

ACABAMENTO / FINISH / ACABADO:
STANDARD: POLIDO / POLISHED /
PULIDO

DESIGN: CHRISTIAN MAGALHÃES

TUBULAR
EN1906 3 7-11030A

ORGANIC

PUXADORES E ACESSÓRIOS / LEVER HANDLES AND ACCESSORIES / MANILLAS Y ACCESORIOS.



IN.00.242 REVERSE
Puxador de porta / Door lever handle / Manilla de puerta. **RB08M** (Roseta standard / Standard rose)
Design: Christian Magalhães

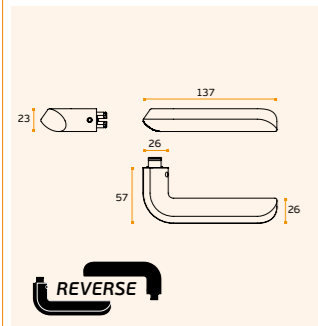


IN.00.242.P REVERSE
Puxador de porta / Door lever handle / Manilla de puerta. **RB08M.P** (Roseta standard / Standard rose)
Design: Christian Magalhães



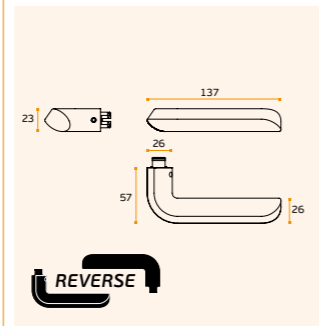
.TB .TG .TCO .TCH

.P



MATERIAL: EN 1.4301 / AISI 304
ACABAMENTO / FINISH / ACABADO: STANDARD: SATINADO / SATIN / SATIN
OPTIONAL: PVD TITANIUM COATED
.TB / .TG / .TCO / .TCH

TUBULAR
EN1906 3 7 - 1 1 0 3 0 A



MATERIAL: EN 1.4301 / AISI 304
ACABAMENTO / FINISH / ACABADO: STANDARD: POLIDO / POLISHED / PULIDO

TUBULAR
EN1906 3 7 - 1 1 0 3 0 A

.P
Mirror
finish

.TB
PVD
Titanium
black

.TG
PVD
Titanium
gold

.TCO
PVD
Titanium
copper

.TCH
PVD
Titanium
chocolate



IMAGE / IMAGEM: IN.00.242




IMAGE / IMAGEM: IN.00.242.TCH

ORGANIC

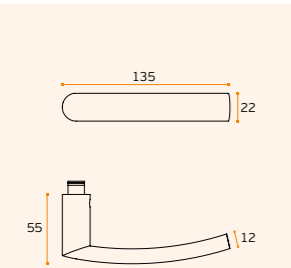
PUXADORES E ACESSÓRIOS / LEVER HANDLES AND ACCESSORIES / MANILLAS Y ACCESORIOS.



IN.00.141 ARCO
Puxador de porta / Door lever handle / Manilla de puerta.
RC08M (Roseta standard / Standard rose)



- .TB
- .TG
- .TCO
- .TCH



MATERIAL: EN 1.4301 / AISI 304
ACABAMENTO / FINISH / ACABADO: STANDARD: SATINADO / SATIN / SATIN
OPTIONAL: PVD TITANIUM COATED
.TB / .TG / .TCO / .TCH

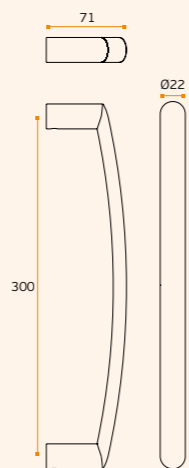
TUBULAR
EN1906 3-4 7-1-1030B

IN.07.141.D ARCO
Asa de porta dupla / Double door handle / Manillon de puerta doble.

- .TB
- .TG
- .TCO
- .TCH

MATERIAL: EN 1.4301 / AISI 304
ACABAMENTO / FINISH / ACABADO: STANDARD: SATINADO / SATIN / SATIN
OPTIONAL: PVD TITANIUM COATED
.TB / .TG / .TCO / .TCH

TUBULAR



TUBULAR

ACESSÓRIOS / ACCESSORIES
MFU M8 --- INCLUDED
OPCIONAL VIDRO / OPTIONAL GLASS
IN.08.MFU.DV.25 Dupla para vidro / double glass
IN.08.MFU.SV.25 Simples vidro / single glass



.P
Mirror finish

.TB
PVD Titanium black

.TG
PVD Titanium gold

.TCO
PVD Titanium copper

.TCH
PVD Titanium chocolate

.P
Mirror finish

.TB
PVD Titanium black

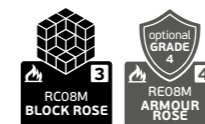
.TG
PVD Titanium gold

.TCO
PVD Titanium copper

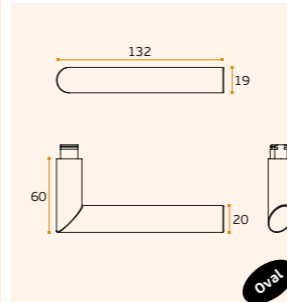
.TCH
PVD Titanium chocolate



IN.00.031
Puxador de porta / Door lever handle / Manilla de puerta.
RC08M (Roseta standard / Standard rose)



- .TB
- .TG
- .TCO
- .TCH



MATERIAL: EN 1.4301 / AISI 304
ACABAMENTO / FINISH / ACABADO: STANDARD: SATINADO / SATIN / SATIN
OPTIONAL: PVD TITANIUM COATED
.TB / .TG / .TCO / .TCH

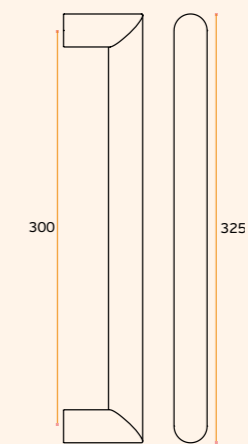
TUBULAR
EN1906 3-4 7-1-1030B

IN.07.031.D
Asa de porta dupla / Double door handle / Manillon de puerta doble.

- .TB
- .TG
- .TCO
- .TCH

MATERIAL: EN 1.4301 / AISI 304
ACABAMENTO / FINISH / ACABADO: STANDARD: SATINADO / SATIN / SATIN
OPTIONAL: PVD TITANIUM COATED
.TB / .TG / .TCO / .TCH

TUBULAR



Oval

TUBULAR

ACESSÓRIOS / ACCESSORIES
MFU M8 --- INCLUDED
OPCIONAL VIDRO / OPTIONAL GLASS
IN.08.MFU.DV.25 Dupla para vidro / double glass
IN.08.MFU.SV.25 Simples vidro / single glass



IN.00.031.TB
Titanium black



IN.00.031.TG
Titanium gold



IN.00.031.TCO
Titanium copper



IN.00.031.TCH
Titanium chocolate

ROUND TWO

PUXADORES E ACESSÓRIOS /
LEVER HANDLES AND ACCESSORIES /
MANILLAS Y ACCESORIOS.



.P
Mirror
finish

.TB
PVD
Titanium
black

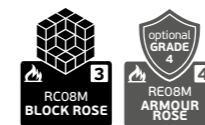
.TG
PVD
Titanium
gold

.TCO
PVD
Titanium
copper

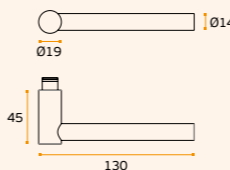
.TCH
PVD
Titanium
chocolate



IN.00.071
Puxador de porta /
Door lever handle / Manilla de puerta.
RC08M (Roseta standard / Standard rose)



.TB **.TG** **.TCO** **.TCH**



MATERIAL: EN 1.4301 / AISI 304

ACABAMENTO / FINISH / ACABADO:
STANDARD: SATINADO / SATIN / SATIN


OPTIONAL: PVD TITANIUM COATED

.TB / .TG / .TCO / .TCH

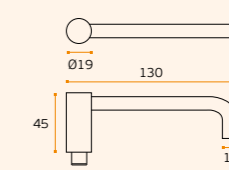
SEMI SOLID ■
EN1906 3-4 7-1 10 3 0 B



IN.00.055
Puxador de porta /
Door lever handle / Manilla de puerta.
RC08M (Roseta standard / Standard rose)



.TB **.TG** **.TCO** **.TCH**



MATERIAL: EN 1.4301 / AISI 304

ACABAMENTO / FINISH / ACABADO:
STANDARD: SATINADO / SATIN / SATIN

OPTIONAL: PVD TITANIUM COATED

.TB / .TG / .TCO / .TCH

SOLID ■
EN1906 3-4 7-1 10 3 0 B

.P
Pag.240

.TB
Pag.340


.TG
Pag.264

.TCO
Pag.272

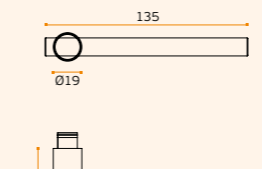
.TCH
Pag.282



MV.00.001 TUBYK
Puxador de porta /
Door lever handle / Manilla de puerta.
RC08M (Roseta standard / Standard rose)



.TB **.TG** **.TCO** **.TCH**



MATERIAL: EN 1.4301 / AISI 304


ACABAMENTO / FINISH / ACABADO:
STANDARD: SATINADO / SATIN / SATIN

DESIGN: MIGUEL VASCONCELOS

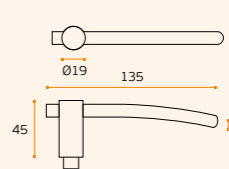
SEMI SOLID ■
EN1906 3-4 7-1 10 3 0 B



IN.00.053 ONE
Puxador de porta /
Door lever handle / Manilla de puerta.
RC08M (Roseta standard / Standard rose)



.TB **.TG** **.TCO** **.TCH**



MATERIAL: EN 1.4301 / AISI 304

ACABAMENTO / FINISH / ACABADO:
STANDARD: SATINADO / SATIN / SATIN

OPTIONAL: PVD TITANIUM COATED

.TB / .TG / .TCO / .TCH

SOLID ■
EN1906 3-4 7-1 10 3 0 B


ROUND TWO

PUXADORES E ACESSÓRIOS /
LEVER HANDLES AND ACCESSORIES /
MANILLAS Y ACCESORIOS.



IN.00.260
Puxador maciço /
Solid Door lever handle / Manilla de puerta maciza.
RC08M (Roseta standard / Standard rose)

.TB .TG .TCO .TCH

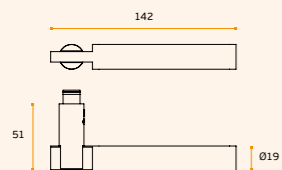


MATERIAL: EN 1.4301 / AISI 304

ACABAMENTO / FINISH / ACABADO:
STANDARD: SATINADO / SATIN / SATIN

OPTIONAL: PVD TITANIUM COATED

.TB / .TG / .TCO / .TCH



SOLID ■

EN1906 3-4 7-1 1030B

IN.07.003.SD
Asa de porta dupla / Double door
handle / Manillon de puerta doble.

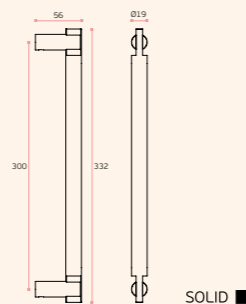
.TB .TG .TCO .TCH

MATERIAL: EN 1.4301 / AISI 304

ACABAMENTO / FINISH / ACABADO:
STANDARD: SATINADO / SATIN / SATIN

OPTIONAL: PVD TITANIUM COATED

.TB / .TG / .TCO / .TCH



SOLID ■

ACESSÓRIOS / ACCESSORIES

MFU MB --- INCLUDED

OPCIONAL VIDRO / OPTIONAL GLASS

IN.08.MFU.DV.19
Dupla para vidro / double glass

IN.08.MFU.SV.19
Simple vidro / single glass



.P
Mirror
finish

.TB
PVD
Titanium
black

.TG
PVD
Titanium
gold

.TCO
PVD
Titanium
copper


.TCH
PVD
Titanium
chocolate

Other roses
available
Pag.



IN.00.262
Puxador de porta /
Door lever handle / Manilla de puerta.
RC08M (Roseta standard / Standard rose)

.TB .TG .TCO .TCH

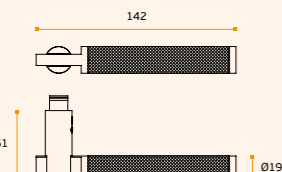


MATERIAL: EN 1.4301 / AISI 304

ACABAMENTO / FINISH / ACABADO:
STANDARD: SATINADO / SATIN / SATIN

OPTIONAL: PVD TITANIUM COATED

.TB / .TG / .TCO / .TCH




SEMI SOLID ■

EN1906 3-4 7-1 1030B



IN.00.261
Puxador de porta /
Door lever handle / Manilla de puerta.
RC08M (Roseta standard / Standard rose)

.TB .TG .TCO .TCH

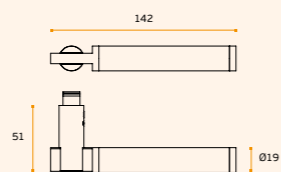


MATERIAL: EN 1.4301 / AISI 304

ACABAMENTO / FINISH / ACABADO:
STANDARD: SATINADO / SATIN / SATIN

OPTIONAL: PVD TITANIUM COATED

.TB / .TG / .TCO / .TCH



SEMI SOLID ■

EN1906 3-4 7-1 1030B

Pag.240

Pag.340

Pag.264

Pag.272

Pag.282



ROUND TWO

PUXADORES E ACESSÓRIOS /
LEVER HANDLES AND ACCESSORIES /
MANILLAS Y ACCESORIOS.

.P
Mirror
finish

.TB
PVD
Titanium
black

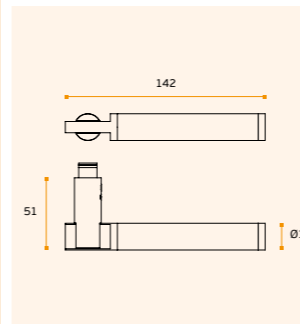
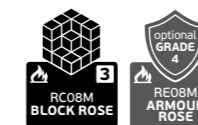
.TG
PVD
Titanium
gold

.TCO
PVD
Titanium
copper

.TCH
PVD
Titanium
chocolate



IN.00.263
Puxador de porta /
Door lever handle / Manilla de puerta.
RCO8M (Roseta standard / Standard rose)



MATERIAL: EN 1.4301 / AISI 304

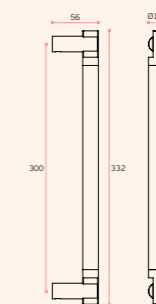
ACABAMENTO / FINISH / ACABADO:
STANDARD: SATINADO + JET / SATIN +
JET / SATIN + JET

SEMI SOLID ■
EN1906 3-4 7-11 03 08

IN.07.003.D
Asa de porta dupla / Double door
handle / Manillon de puerta doble.

MATERIAL: EN 1.4301 / AISI 304

ACABAMENTO / FINISH / ACABADO:
STANDARD: SATINADO / SATIN / SATIN
+ JET FINISH



SEMI SOLID ■

ACESSÓRIOS / ACCESSORIES

MFU M8 --- INCLUDED

OPCIONAL VIDRO / OPTIONAL GLASS

IN.08.MFU.DV.19
Dupla para vidro / double glass

IN.08.MFU.SV.19
Simples vidro / single glass



Pag.240

Pag.340

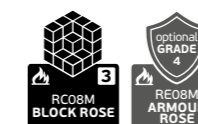
Pag.264

Pag.272

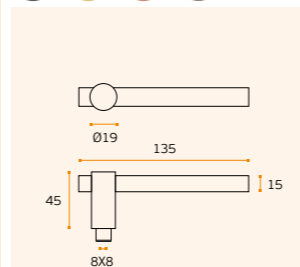
Pag.282



IN.00.070
Puxador de porta /
Door lever handle / Manilla de puerta.
RCO8M (Roseta standard / Standard rose)



.TB .TG .TCO .TCH



MATERIAL: EN 1.4301 / AISI 304

ACABAMENTO / FINISH / ACABADO:
STANDARD: SATINADO / SATIN / SATIN

OPTIONAL: PVD TITANIUM COATED

.TB / .TG / .TCO / .TCH

SOLID ■
EN1906 3-4 7-11 03 08



IN.00.070.TB
Titanium black



IN.00.070.TG
Titanium gold



IN.00.070.TCO
Titanium copper



IN.00.070.TCH
Titanium chocolate

ROUND TWO

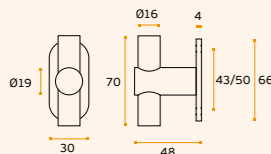
PUXADORES E ACESSÓRIOS /
 LEVER HANDLES AND ACCESSORIES /
 MANILLAS Y ACCESORIOS.

IN.00.058.43
IN.00.058.50
Torniquete de porta /
Door tourniquet /
Torniquete de puerta.
004M (Roseta standard /
Standard rose)

MATERIAL: EN 1.4301 / AISI 304

ACABAMENTO / FINISH / ACABADO:
STANDARD: SATINADO / SATIN / SATIN

OPTIONAL: PVD TITANIUM COATED

.TB / .TG / .TCO / .TCH


SOLID ■

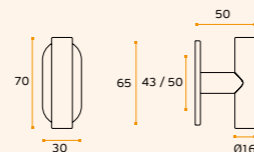
EN1906 3 7 - 0 0 3 0 U

IN.00.059.43
IN.00.059.50
Torniquete de porta /
Door tourniquet /
Torniquete de puerta.
004M (Roseta standard /
Standard rose)

MATERIAL: EN 1.4301 / AISI 304

ACABAMENTO / FINISH / ACABADO:
STANDARD: SATINADO / SATIN / SATIN

OPTIONAL: PVD TITANIUM COATED

.TB / .TG / .TCO / .TCH


TUBULAR □

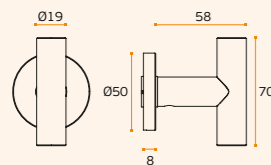
EN1906 2 7 - 0 0 3 0 U

IN.00.052.RC08M
Torniquete de porta /
Door tourniquet /
Torniquete de puerta.

MATERIAL: EN 1.4301 / AISI 304


ACABAMENTO / FINISH / ACABADO:
STANDARD: SATINADO / SATIN / SATIN

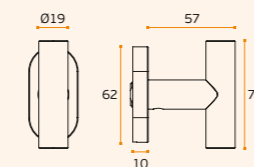
OPTIONAL: PVD TITANIUM COATED

.TB / .TG / .TCO / .TCH
CLASSIFICAÇÃO COM ROSETA STANDARD /
WITH STANDARD ROSE CLASSIFICATION /
CLASIFICACIÓN CON ROSETA ESTÁNDAR


TUBULAR □

EN1906 3 4 7 - 1 0 3 0 B


IN.00.052.008N
Torniquete de porta /
Door tourniquet /
Torniquete de puerta.
MATERIAL: EN 1.4301 / AISI 304

ACABAMENTO / FINISH / ACABADO:
STANDARD: SATINADO / SATIN / SATIN


TUBULAR □

EN1906 2 7 - 0 0 3 0 A

.P
 Mirror
 finish

.TB
 PVD
 Titanium
 black

.TG
 PVD
 Titanium
 gold

.TCO
 PVD
 Titanium
 copper

.TCH
 PVD
 Titanium
 chocolate


Pag.240



Pag.340



Pag.264



Pag.272



Pag.282




TUBULAR

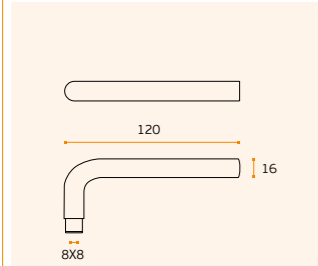
PUXADORES E ACESSÓRIOS /
LEVER HANDLES AND ACCESSORIES /
MANILLAS Y ACCESORIOS.



IN.00.016
Puxador de porta / Door lever handle / Manilla de puerta. **RC08M** (Roseta standard / Standard rose) **RE08M / R04M / O04M** (Opcional / Optional)



.TB .TG .TCO .TCH

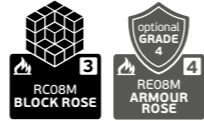


MATERIAL: EN 1.4301 / AISI 304
ACABAMENTO / FINISH / ACABADO: STANDARD: SATINADO / SATIN / SATIN
OPTIONAL: PVD TITANIUM COATED
.TB / .TG / .TCO / .TCH

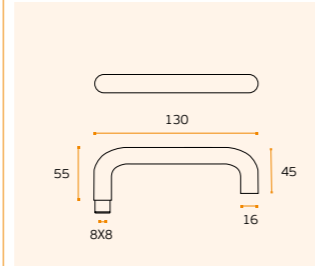
TUBULAR
EN1906 3-4 7-1-1030B



IN.00.016.B
Puxador de porta / Door lever handle / Manilla de puerta. **RC08M** (Roseta standard / Standard rose) **RE08M / R04M / O04M** (Opcional / Optional)



.TB .TG .TCO .TCH



MATERIAL: EN 1.4301 / AISI 304
ACABAMENTO / FINISH / ACABADO: STANDARD: SATINADO / SATIN / SATIN
OPTIONAL: PVD TITANIUM COATED
.TB / .TG / .TCO / .TCH

TUBULAR
EN1906 3-4 7-1-1030B

.P
Mirror finish

.TB
PVD Titanium black

.TG
PVD Titanium gold

.TCO
PVD Titanium copper

.TCH
PVD Titanium chocolate

.P
Mirror finish

.TB
PVD Titanium black


.TG
PVD Titanium gold

.TCO
PVD Titanium copper

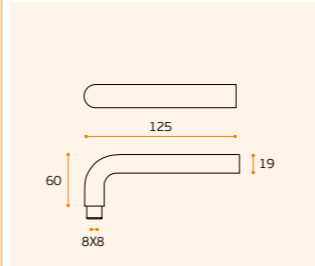
.TCH
PVD Titanium chocolate



IN.00.028
Puxador de porta / Door lever handle / Manilla de puerta. **RC08M** (Roseta standard / Standard rose) **RE08M / R04M / O04M** (Opcional / Optional)



.TB .TG .TCO .TCH .P .TMS



MATERIAL: EN 1.4301 / AISI 304
ACABAMENTO / FINISH / ACABADO: STANDARD: SATINADO + POLIDO / SATIN + POLISHED / SATIN + PULIDO
OPTIONAL: PVD TITANIUM COATED
.TB / .TG / .TCO / .TCH
OPTIONAL: JNF MICROSAFE™
.TMS (ANTIMICROBIAL)

TUBULAR
EN1906 3-4 7-1-1030B



IN.00.028.P
Polido / Polished / Pulido



IN.00.028.TB
Titanium black



IN.00.028.TG
Titanium gold




IN.00.028.TCO
Titanium copper



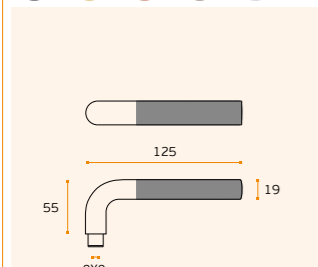
IN.00.028.TCH
Titanium chocolate



IN.00.027
Puxador de porta / Door lever handle / Manilla de puerta. **RC08M** (Roseta standard / Standard rose)



.TB .TG .TCO .TCH .P



MATERIAL: EN 1.4301 / AISI 304
ACABAMENTO / FINISH / ACABADO: STANDARD: SATINADO / SATIN / SATIN
OPTIONAL: PVD TITANIUM COATED
.TB / .TG / .TCO / .TCH

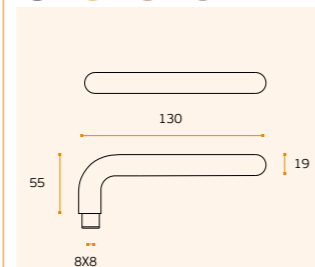
TUBULAR
EN1906 3-4 7-1-1030B



IN.00.140
Puxador de porta / Door lever handle / Manilla de puerta. **RC08M** (Roseta standard / Standard rose)



.TB .TG .TCO .TCH



MATERIAL: EN 1.4301 / AISI 304
ACABAMENTO / FINISH / ACABADO: STANDARD: SATINADO / SATIN / SATIN
OPTIONAL: PVD TITANIUM COATED
.TB / .TG / .TCO / .TCH

TUBULAR
EN1906 3-4 7-1-1030B

Pag.240

Pag.340

Pag.264

Pag.272

Pag.282

Pag.240

Pag.340


Pag.264

Pag.272

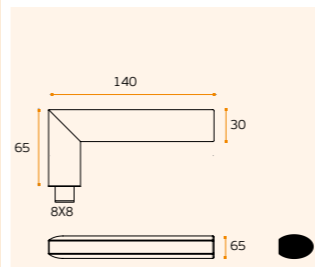
Pag.282



IN.00.243
Puxador de porta / Door lever handle / Manilla de puerta. **RC08M** (Roseta standard / Standard rose)



.TB .TG .TCO .TCH



MATERIAL: EN 1.4301 / AISI 304
ACABAMENTO / FINISH / ACABADO: STANDARD: SATINADO / SATIN / SATIN
OPTIONAL: PVD TITANIUM COATED
.TB / .TG / .TCO / .TCH

TUBULAR
EN1906 3-4 7-1-1030B



IN.00.243.TB
Titanium black



IN.00.243.TG
Titanium gold



IN.00.243.TCO
Titanium copper



IN.00.243.TCH
Titanium chocolate

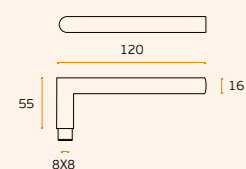
TUBULAR

PUXADORES E ACESSÓRIOS /
LEVER HANDLES AND ACCESSORIES /
MANILLAS Y ACCESORIOS.



IN.00.036
Puxador de porta /
Door lever handle / Manilla de puerta.
RB08M - R04M - 004M (Roseta standard / Standard rose)

.TB .TG .TCO .TCH



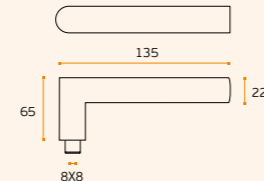
MATERIAL: EN 1.4301 / AISI 304
ACABAMENTO / FINISH / ACABADO:
STANDARD: SATINADO / SATIN / SATIN
OPTIONAL: PVD TITANIUM COATED
.TB / .TG / .TCO / .TCH

TUBULAR
EN1906 3-4 7-1 0 0 3 0 B



IN.00.037
Puxador de porta /
Door lever handle / Manilla de puerta.
RC08M (Roseta standard / Standard rose)

.TB .TG .TCO .TCH



MATERIAL: EN 1.4301 / AISI 304
ACABAMENTO / FINISH / ACABADO:
STANDARD: SATINADO / SATIN / SATIN
OPTIONAL: PVD TITANIUM COATED
.TB / .TG / .TCO / .TCH

TUBULAR
EN1906 3-4 7-1 0 0 3 0 B

.P
Mirror
finish

.TB
PVD
Titanium
black

.TG
PVD
Titanium
gold

.TCO
PVD
Titanium
copper

.TCH
PVD
Titanium
chocolate



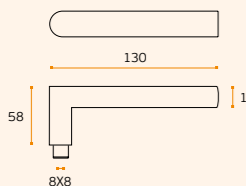
YOKOHAMA BY JNF

IMAGE / IMAGEM:
IN.00.180.RF05N




IN.00.030
Puxador de porta /
Door lever handle / Manilla de puerta.
RC08M (Roseta standard / Standard rose)

.TB .TG .TCO .TCH .P



MATERIAL: EN 1.4301 / AISI 304
ACABAMENTO / FINISH / ACABADO:
STANDARD: SATINADO + POLIDO /
SATIN + POLISHED / SATIN + PULIDO
OPTIONAL: PVD TITANIUM COATED
.TB / .TG / .TCO / .TCH
OPTIONAL: JNF MICROSAFE™
.TMS (ANTIMICROBIAL)

TUBULAR
EN1906 3-4 7-1 0 0 3 0 B



IN.00.030.P
Polido / Polished / Pulido



IN.00.030.TB
Titanium black



IN.00.030.TG
Titanium gold



IN.00.030.TCO
Titanium copper



IN.00.030.TCH
Titanium chocolate

Pag.240

Pag.340

Pag.264

Pag.272

Pag.282

Pag.240

Pag.340

Pag.264

Pag.272

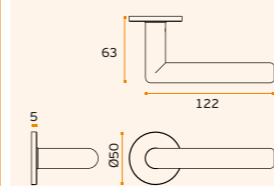
Pag.282

NEW



IN.00.180.RF05N YOKOHAMA - (Ø19MM)
Puxador de porta /
Door lever handle / Manilla de puerta.

.TB .TG .TCO .TCH



MATERIAL: EN 1.4301 / AISI 304
ACABAMENTO / FINISH / ACABADO:
STANDARD: SATINADO / SATIN / SATIN
OPTIONAL: PVD TITANIUM COATED
.TB / .TG / .TCO / .TCH

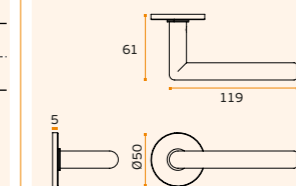
TUBULAR
EN1906 3-4 7-1 0 0 3 0 B

NEW



IN.00.181.RF05N YOKOHAMA - (Ø16MM)
Puxador de porta /
Door lever handle / Manilla de puerta.

.TB .TG .TCO .TCH



MATERIAL: EN 1.4301 / AISI 304
ACABAMENTO / FINISH / ACABADO:
STANDARD: SATINADO / SATIN / SATIN
OPTIONAL: PVD TITANIUM COATED
.TB / .TG / .TCO / .TCH

TUBULAR
EN1906 3-4 7-1 0 0 3 0 B

TUBULAR

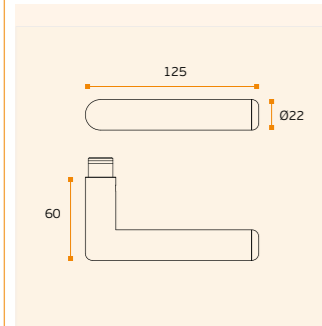
PUXADORES E ACESSÓRIOS /
LEVER HANDLES AND ACCESSORIES /
MANILLAS Y ACCESORIOS.



IN.00.179.RC08M YOKOHAMA
Puxador de porta com roseta / Door lever
handle with rose / Manilla de puerta con roseta.
RC08M BLOCK (Roseta standard / Standard rose)



- .P
- .TB
- .TG
- .TCO
- .TCH



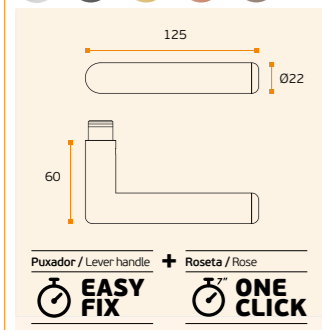
MATERIAL: EN 1.4301 / AISI 304
ACABAMENTO / FINISH / ACABADO:
STANDARD: SATINADO / SATIN / SATIN
OPTIONAL: PVD TITANIUM COATED
.P / .TB / .TG / .TCO / .TCH
CLASSIFICAÇÃO COM ROSETA STANDARD /
WITH STANDARD ROSE CLASSIFICATION /
CLASIFICACIÓN CON ROSETA ESTÁNDAR
TUBULAR
EN1906 3-4 7-1-1|0|3|0|B



IN.00.179.EF.RD08M YOKOHAMA
Puxador de porta - EASY FIX /
Door lever handle - EASY FIX / Manilla de puerta - EASY FIX.
RD08M ONE CLICK. (Roseta standard / Standard rose)



- .P
- .TB
- .TG
- .TCO
- .TCH



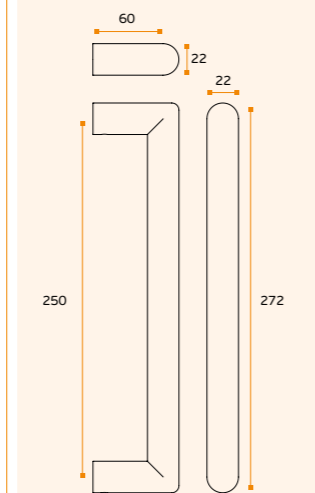
MATERIAL: EN 1.4301 / AISI 304
ACABAMENTO / FINISH / ACABADO:
STANDARD: SATINADO / SATIN / SATIN
OPTIONAL: PVD TITANIUM COATED
.P / .TB / .TG / .TCO / .TCH
CLASSIFICAÇÃO COM ROSETA STANDARD /
WITH STANDARD ROSE CLASSIFICATION /
CLASIFICACIÓN CON ROSETA ESTÁNDAR
TUBULAR
EN1906 3-4 7-1-1|0|3|0|B




IN.07.179.D YOKOHAMA
Asa de porta dupla / Double door
handle / Manillon de puerta doble.
Design: Christian Magalhães

- .TB
- .TG
- .TCO
- .TCH

MATERIAL: EN 1.4301 / AISI 304
ACABAMENTO / FINISH / ACABADO:
STANDARD: SATINADO / SATIN / SATIN
OPTIONAL: PVD TITANIUM COATED
.TB / .TG / .TCO / .TCH



SOLID ■
ACESSÓRIOS / ACCESSORIES
■ MFU M8 --- INCLUDED
OPCIONAL VIDRO / OPTIONAL GLASS
■ IN.08.MFU.DVQ.25R
Dupla para vidro / double glass
■ IN.08.MFU.SVQ.25R
Simple vidro / single glass



.P
Mirror
finish

.TB
PVD
Titanium
black

.TG
PVD
Titanium
gold

.TCO
PVD
Titanium
copper

.TCH
PVD
Titanium
chocolate

☰
Pag.240

☰
Pag.340

☰
Pag.264

☰
Pag.272

☰
Pag.282



EASY FIX

INSTALLATION IN
7 SECONDS



TUBULAR

PUXADORES E ACESSÓRIOS /
LEVER HANDLES AND ACCESSORIES /
MANILLAS Y ACCESORIOS.

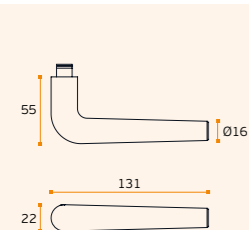


NEW

IN.00.020.RC08M SENSAI
Puxador de porta com roseta / Door lever handle with rose / Manilla de puerta con roseta.
RC08M BLOCK (Roseta standard / Standard rose)



.P .TB .TG .TCO .TCH



MATERIAL: EN 1.4301 / AISI 304
ACABAMENTO / FINISH / ACABADO:
STANDARD: SATINADO / SATIN / SATIN
OPTIONAL: PVD TITANIUM COATED
.P / .TB / .TG / .TCO / .TCH
CLASSIFICAÇÃO COM ROSETA STANDARD / WITH STANDARD ROSE CLASSIFICATION / CLASIFICACIÓN CON ROSETA ESTÁNDAR

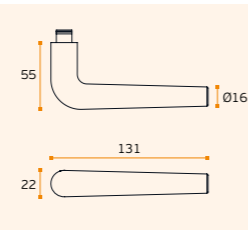
TUBULAR
EN1906 3-4 7-1 10 3 0 B

NEW

IN.00.020.EF.RD08M SENSAI
Puxador de porta EASY FIX com roseta / Door lever handle EASY FIX with rose / Manilla de puerta EASY FIX con roseta.
RD08M ONE CLICK (Roseta standard / Standard rose)



.P .TB .TG .TCO .TCH



MATERIAL: EN 1.4301 / AISI 304
ACABAMENTO / FINISH / ACABADO:
STANDARD: SATINADO / SATIN / SATIN
OPTIONAL: PVD TITANIUM COATED
.P / .TB / .TG / .TCO / .TCH
CLASSIFICAÇÃO COM ROSETA STANDARD / WITH STANDARD ROSE CLASSIFICATION / CLASIFICACIÓN CON ROSETA ESTÁNDAR

Puxador / Lever handle + Roseta / Rose
EASY FIX **ONE CLICK**
TUBULAR
EN1906 3 7-1 10 3 0 B


.P
Mirror finish

.TB
PVD Titanium black

.TG
PVD Titanium gold

.TCO
PVD Titanium copper

.TCH
PVD Titanium chocolate



SENSAI
BY JNF

IMAGE / IMAGEM:
IN.00.020.RD08M

 Pag.240

 Pag.340

 Pag.264

 Pag.272

 Pag.282



EASY FIX

INSTALLATION IN
7 SECONDS

IMAGE / IMAGEM:
IN.00.020.RD08M.TG

KNOBS

PUXADORES E ACESSÓRIOS /
LEVER HANDLES AND ACCESSORIES /
MANILLAS Y ACCESORIOS.



.P
Mirror
finish

.TB
PVD
Titanium
black

.TG
PVD
Titanium
gold

.TCO
PVD
Titanium
copper

.TCH
PVD
Titanium
chocolate



IN.00.090.G
Puxador de porta rotativo /
Turning door knob / Pomo de puerta giratorio.
RB08MS (Roseta standard / Standard rose)

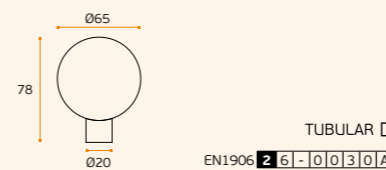
.TB .TG .TCO .TCH .TMS

MATERIAL: EN 1.4301 / AISI 304 +

ACABAMENTO / FINISH / ACABADO:
STANDARD: SATINADO / SATIN / SATIN

OPTIONAL: PVD TITANIUM COATED

.TB / .TG / .TCO / .TCH / .TMS (ANTIMICROBIAL)



IN.00.091.G
Puxador de porta rotativo /
Turning door knob / Pomo de puerta giratorio.
RB08MS - R04M (Roseta standard / Standard rose)

.TB .TG .TCO .TCH

MATERIAL: EN 1.4301 / AISI 304 +

ACABAMENTO / FINISH / ACABADO:
STANDARD: SATINADO / SATIN / SATIN

OPTIONAL: PVD TITANIUM COATED

.TB / .TG / .TCO / .TCH



IN.00.091.D
Puxador de porta /
Door knob / Pomo de puerta.
008N (Roseta standard / Standard rose)

.TB .TG .TCO .TCH

MATERIAL: EN 1.4301 / AISI 304 +

ACABAMENTO / FINISH / ACABADO:
STANDARD: SATINADO / SATIN / SATIN

OPTIONAL: PVD TITANIUM COATED

.TB / .TG / .TCO / .TCH



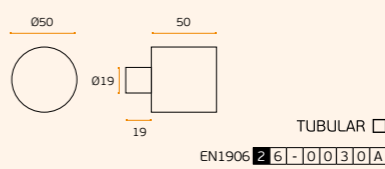
IN.00.093.G
Puxador de porta rotativo /
Turning door knob / Pomo de puerta giratorio.
RB08MS (Roseta standard / Standard rose)

.TB .TG .TCO .TCH

MATERIAL: EN 1.4301 / AISI 304

ACABAMENTO / FINISH / ACABADO:
STANDARD: SATINADO / SATIN / SATIN

OPTIONAL: PVD TITANIUM COATED .TB / .TG / .TCO / .TCH



**PUXADOR DE PORTA FIXO /
FIXED DOOR KNOB /
POMO DE PUERTA FIJO.**



IN.00.090



IN.00.091



IN.00.092



IN.00.093

Pag.240

Pag.340

Pag.264

Pag.272

Pag.282

KNOBS

PUXADORES E ACESSÓRIOS /
LEVER HANDLES AND ACCESSORIES /
MANILLAS Y ACCESORIOS.




.P
Mirror
finish

.TB
PVD
Titanium
black

.TG
PVD
Titanium
gold

.TCO
PVD
Titanium
copper

.TCH
PVD
Titanium
chocolate




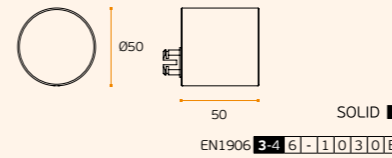
IN.00.201.KN
WATCH SHADOW
Puxador de porta giratório /
Turning knob / Pomo de puerta giratório.
RB08MS (Roseta standard / Standard rose)

.TB .TG .TCO .TCH

MATERIAL: EN 1.4301 / AISI 304

ACABAMENTO / FINISH / ACABADO:
STANDARD: SATINADO / SATIN / SATIN

OPTIONAL: PVD TITANIUM COATED .TB / .TG / .TCO / .TCH



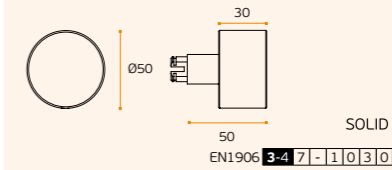
IN.00.202.KN
WATCH SIMPLE
Puxador de porta giratório /
Turning knob / Pomo de puerta giratório.
RB08MS (Roseta standard / Standard rose)

.TB .TG .TCO .TCH

MATERIAL: EN 1.4301 / AISI 304

ACABAMENTO / FINISH / ACABADO:
STANDARD: SATINADO / SATIN / SATIN

OPTIONAL: PVD TITANIUM COATED .TB / .TG / .TCO / .TCH

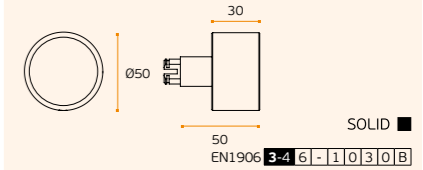


IN.00.203.KN
WATCH DESCENTERED
Puxador de porta giratório /
Turning knob / Pomo de puerta giratório.
RB08MS (Roseta standard / Standard rose)

MATERIAL: EN 1.4301 / AISI 304

ACABAMENTO / FINISH / ACABADO:
STANDARD: SATINADO / SATIN / SATIN

OPTIONAL: PVD TITANIUM COATED .TB / .TG / .TCO / .TCH




Pag.240

Pag.340

Pag.264

Pag.272

Pag.282




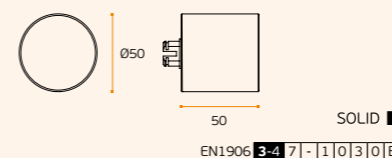
IN.00.199.KN
WATCH
Puxador de porta giratório /
Turning knob / Pomo de puerta giratório.
RB08MS (Roseta standard / Standard rose)

.TB .TG .TCO .TCH

MATERIAL: EN 1.4301 / AISI 304

ACABAMENTO / FINISH / ACABADO:
STANDARD: SATINADO / SATIN / SATIN

OPTIONAL: PVD TITANIUM COATED .TB / .TG / .TCO / .TCH



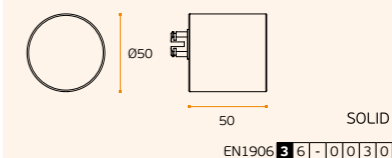
IN.00.200.KN
WATCH PENDULAR
Puxador com movimento descentrado /
Knob with descentered movement /
Pomo con movimiento descentrado.

.TB .TG .TCO .TCH

MATERIAL: EN 1.4301 / AISI 304

ACABAMENTO / FINISH / ACABADO:
STANDARD: SATINADO / SATIN / SATIN

OPTIONAL: PVD TITANIUM COATED .TB / .TG / .TCO / .TCH



PUXADOR DE PORTA FIXO /
FIXED DOOR KNOB /
POMO DE PUERTA FIJO.
IN.08.BCP (Base standard
/ Standard fixing)



IN.00.201.KN.F
WATCH
SHADOW



IN.00.202.KN.F
WATCH
SIMPLE



IN.00.203.KN.F
WATCH
DESCENTERED



IN.00.199.KN.F
WATCH

KNOBS

PUXADORES E ACESSÓRIOS /
LEVER HANDLES AND ACCESSORIES /
MANILLAS Y ACCESORIOS.

IN.00.201 CLEAN SHADOW
Puxador de porta rotativo /
Turning door knob / Pomo de puerta giratorio.
RB08MS (Roseta standard / Standard rose)

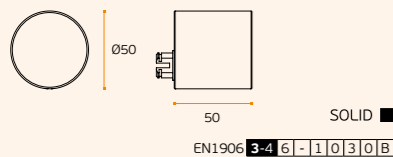


MATERIAL: EN 1.4301 / AISI 304 +

ACABAMENTO / FINISH / ACABADO:
STANDARD: SATINADO / SATIN / SATIN

OPTIONAL: PVD TITANIUM COATED .TB / .TG / .TCO / .TCH

Design: Pedro Queirós



IN.00.202 CLEAN SIMPLE
Puxador de porta rotativo /
Turning door knob / Pomo de puerta giratorio.
RB08MS (Roseta standard / Standard rose)

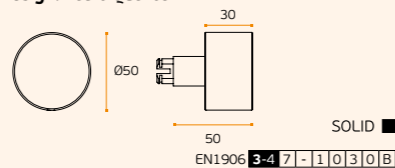


MATERIAL: EN 1.4301 / AISI 304 +

ACABAMENTO / FINISH / ACABADO:
STANDARD: SATINADO / SATIN / SATIN

OPTIONAL: PVD TITANIUM COATED .TB / .TG / .TCO / .TCH

Design: Pedro Queirós



IN.00.203 CLEAN DESCENTERED
Puxador de porta rotativo /
Turning door knob / Pomo de puerta giratorio.
RB08MS (Roseta standard / Standard rose)

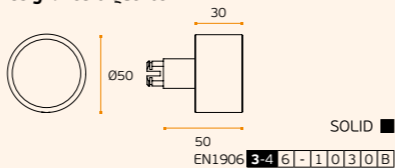


MATERIAL: EN 1.4301 / AISI 304 +

ACABAMENTO / FINISH / ACABADO:
STANDARD: SATINADO / SATIN / SATIN

OPTIONAL: PVD TITANIUM COATED .TB / .TG / .TCO / .TCH

Design: Pedro Queirós

.P
Mirror
finish.TB
PVD
Titanium
black.TG
PVD
Titanium
gold.TCO
PVD
Titanium
copper.TCH
PVD
Titanium
chocolate.P
Mirror
finish.TB
PVD
Titanium
black.TG
PVD
Titanium
gold.TCO
PVD
Titanium
copper.TCH
PVD
Titanium
chocolate

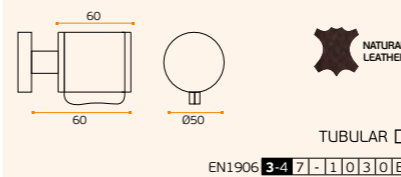
SR.00.003.GB SKIN
Puxador de porta rotativo /
Turning door knob / Pomo de puerta giratorio.
RB08MS (Roseta standard / Standard rose)
Design: Susana Ribeiro



MATERIAL: EN 1.4301 / AISI 304 + BROWN LEATHER

ACABAMENTO / FINISH / ACABADO:
STANDARD: SATINADO / SATIN / SATIN

OPTIONAL: PVD TITANIUM COATED .TB / .TG / .TCO / .TCH



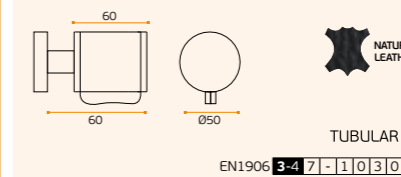
SR.00.003.GN SKIN
Puxador de porta rotativo /
Turning door knob / Pomo de puerta giratorio.
RB08MS (Roseta standard / Standard rose)
Design: Susana Ribeiro



MATERIAL: EN 1.4301 / AISI 304 + BLACK LEATHER

ACABAMENTO / FINISH / ACABADO:
STANDARD: SATINADO / SATIN / SATIN

OPTIONAL: PVD TITANIUM COATED .TB / .TG / .TCO / .TCH



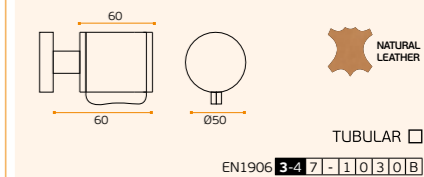
SR.00.003.GC SKIN
Puxador de porta rotativo /
Turning door knob / Pomo de puerta giratorio.
RB08MS (Roseta standard / Standard rose)
Design: Susana Ribeiro



MATERIAL: EN 1.4301 / AISI 304 + CAMEL LEATHER

ACABAMENTO / FINISH / ACABADO:
STANDARD: SATINADO / SATIN / SATIN

OPTIONAL: PVD TITANIUM COATED .TB / .TG / .TCO / .TCH



IN.00.199 CLEAN
Puxador de porta rotativo /
Turning door knob / Pomo de puerta giratorio.
RB08MS (Roseta standard / Standard rose)

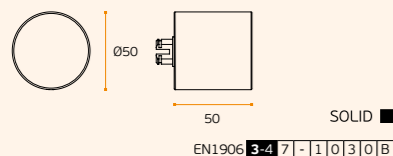


MATERIAL: EN 1.4301 / AISI 304 +

ACABAMENTO / FINISH / ACABADO:
STANDARD: SATINADO / SATIN / SATIN

OPTIONAL: PVD TITANIUM COATED .TB / .TG / .TCO / .TCH

Design: Pedro Queirós



IN.00.200 CLEAN PENDULAR
Puxador com movimento descentrado /
Knob with descentered movement /
Pomo con movimiento descentrado.

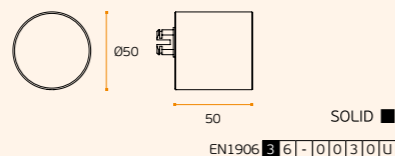


MATERIAL: EN 1.4301 / AISI 304 +

ACABAMENTO / FINISH / ACABADO:
STANDARD: SATINADO / SATIN / SATIN

OPTIONAL: PVD TITANIUM COATED .TB / .TG / .TCO / .TCH

Design: Pedro Queirós



**PUXADOR DE PORTA FIXO /
FIXED DOOR KNOB /
POMO DE PUERTA FIJO.**
IN.08.BCP
(Base standard /
Standard fixing)



**IN.00.201.F
CLEAN SHADOW**



**IN.00.202.F
CLEAN SIMPLE**



**IN.00.203.F
CLEAN DESCENTERED**



**IN.00.199.F
CLEAR SIMPLE**

Pag.240

Pag.340

Pag.264

Pag.272

Pag.282

Pag.240

Pag.340

Pag.264

Pag.272

Pag.282

IN.00.116 ERGOFORM

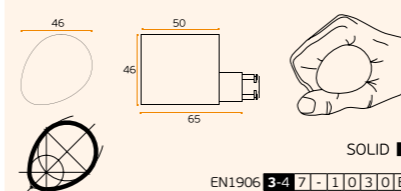
Puxador de porta rotativo /
Turning door knob / Pomo de puerta giratorio.
RB08MS (Roseta standard / Standard rose)



MATERIAL: EN 1.4301 / AISI 304 +

ACABAMENTO / FINISH / ACABADO:
STANDARD: SATINADO / SATIN / SATIN

OPTIONAL: PVD TITANIUM COATED .TB / .TG / .TCO / .TCH



IN.00.186 LOFT

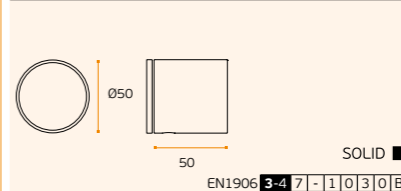
Puxador de porta rotativo /
Turning door knob / Pomo de puerta giratorio.
RB08MS (Roseta standard / Standard rose)
Design: Christian Magalhães



MATERIAL: EN 1.4301 / AISI 304 + RAL 9005

ACABAMENTO / FINISH / ACABADO:
STANDARD: SATINADO / SATIN / SATIN

OPTIONAL: PVD TITANIUM COATED .TB / .TG / .TCO / .TCH



**PUXADOR DE
PORTA FIXO /
FIXED DOOR
KNOB /
POMO DE
PUERTA FIJO.**



**SR.00.003.C
SKIN**



IN.00.116.D ERGO FORM
Direita / right / left
IN.00.116.E ERGO FORM
Esquerda / left / izquierda



**SR.00.003.B
SKIN**




**SR.00.003.N
SKIN**



**IN.00.186.F
LOFT**

KNOBS

**PUXADORES E ACESSÓRIOS /
LEVER HANDLES AND ACCESSORIES /
MANILLAS Y ACCESORIOS.**

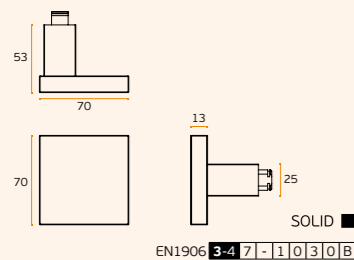


IN.00.112
*Puxador de porta rotativo /
Turning door knob / Pomo de puerta giratorio.*
QC08N (Roseta standard / Standard)



MATERIAL: EN 1.4301 / AISI 304 (SATIN)

OPTIONAL: PVD TITANIUM COATED

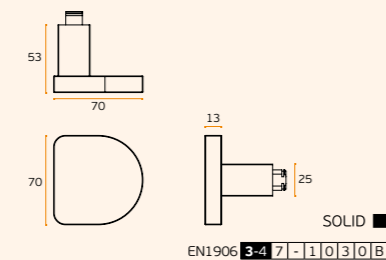


IN.00.114
*Puxador de porta rotativo /
Turning door knob / Pomo de puerta giratorio.*
QC08N (Roseta standard / Standard)



MATERIAL: EN 1.4301 / AISI 304 (SATIN)

OPTIONAL: PVD TITANIUM COATED

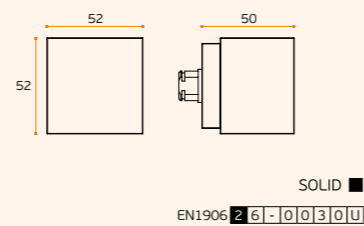


IN.00.322
*Puxador de porta rotativo /
Turning door knob / Pomo de puerta giratorio.*
RO1NS (Roseta standard / Standard rose)



MATERIAL: EN 1.4301 / AISI 304 (SATIN)

OPTIONAL: PVD TITANIUM COATED



.P
Mirror
finish

.TB
PVD
Titanium
black

.TG
PVD
Titanium
gold

.TCO
PVD
Titanium
copper

.TCH
PVD
Titanium
chocolate

FIXED KNOBS

**PUXADORES E ACESSÓRIOS /
LEVER HANDLES AND ACCESSORIES /
MANILLAS Y ACCESORIOS.**



**PUXADOR DE
PORTA FIXO /
FIXED DOOR
KNOB /
POMO DE
PUERTA FIJO.**



IN.00.111
QUADRO



IN.00.405
QUADRO



IN.00.322.F



IN.00.112.F



IN.00.114.F

Pag.240

Pag.340

Pag.264

Pag.272

Pag.282

FIXED KNOBS

PUXADORES E ACESSÓRIOS /
 LEVER HANDLES AND ACCESSORIES /
 MANILLAS Y ACCESORIOS.

IN.00.166

Puxador de porta fixo /
 Fixed door knob /
 Pomo de puerta fijo.



MATERIAL: EN 1.4301 / AISI 304

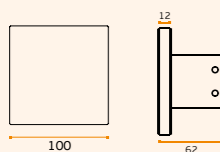
ACABAMENTO / FINISH / ACABADO:
 STANDARD: SATINADO / SATIN / SATIN

ACCESSORIES: MFU M6 INCLUDED

OPTIONAL: PVD TITANIUM COATED

.TB / .TG / .TCO / .TCH

DESIGN: CHRISTIAN MAGALHÃES



SOLID ■

IN.00.166.D - Puxador fixo duplo /
 Double fixed knob / Pomo de puerta
 fijo doble

MFU M6 INCLUDED

PREPARADA PARA VIDRO / READY FOR GLASS



IN.00.169

Puxador de porta fixo /
 Fixed door knob / Pomo de puerta fijo.
 Design: Christian Magalhães



MATERIAL: EN 1.4301 / AISI 304

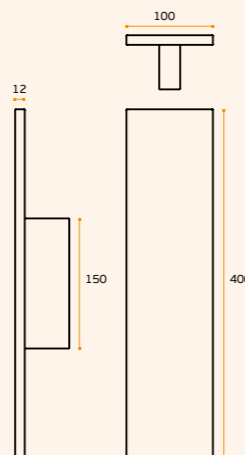
ACABAMENTO / FINISH / ACABADO:
 STANDARD: SATINADO / SATIN / SATIN

ACCESSORIES: MFU M6 INCLUDED

OPTIONAL: PVD TITANIUM COATED

.TB / .TG / .TCO / .TCH

DESIGN: CHRISTIAN MAGALHÃES



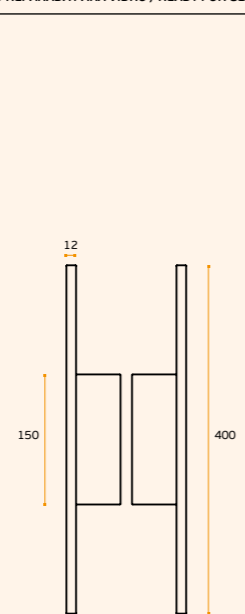
SOLID ■

IN.00.169.D

Puxador fixo duplo / Double fixed
 knob / Pomo de puerta fijo doble

MFU M6 INCLUDED

PREPARADA PARA VIDRO / READY FOR GLASS



.P
 Mirror
 finish

.TB
 PVD
 Titanium
 black

.TG
 PVD
 Titanium
 gold

.TCO
 PVD
 Titanium
 copper

.TCH
 PVD
 Titanium
 chocolate

.P
 Mirror
 finish

.TB
 PVD
 Titanium
 black

.TG
 PVD
 Titanium
 gold

.TCO
 PVD
 Titanium
 copper

.TCH
 PVD
 Titanium
 chocolate

Pag.240

Pag.340

Pag.264

Pag.272

Pag.282

Pag.240

Pag.340

Pag.264

Pag.272

Pag.282

IN.00.165

Puxador de porta fixo /
 Fixed door knob / Pomo de puerta fijo.



MATERIAL: EN 1.4301 / AISI 304

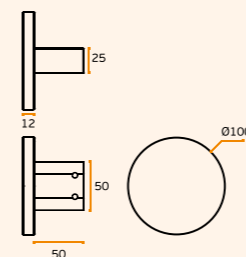
ACABAMENTO / FINISH / ACABADO:
 STANDARD: SATINADO / SATIN / SATIN

ACCESSORIES: MFU M6 INCLUDED

OPTIONAL: PVD TITANIUM COATED

.TB / .TG / .TCO / .TCH

DESIGN: CHRISTIAN MAGALHÃES



SOLID ■

IN.00.165.D - Puxador fixo duplo /
 Double fixed knob / Pomo de puerta
 fijo doble

MFU M6 INCLUDED

PREPARADA PARA VIDRO / READY FOR GLASS



IN.00.167

Puxador de porta fixo /
 Fixed door knob /
 Pomo de puerta fijo.



MATERIAL: EN 1.4301 / AISI 304

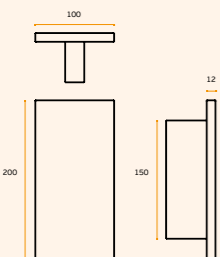
ACABAMENTO / FINISH / ACABADO:
 STANDARD: SATINADO / SATIN / SATIN

ACCESSORIES: MFU M6 INCLUDED

OPTIONAL: PVD TITANIUM COATED

.TB / .TG / .TCO / .TCH

DESIGN: CHRISTIAN MAGALHÃES



SOLID ■

IN.00.167.D - Puxador fixo duplo /
 Double fixed knob / Pomo de puerta
 fijo doble

MFU M6 INCLUDED

PREPARADA PARA VIDRO / READY FOR GLASS



IN.00.168

Puxador de porta fixo /
 Fixed door knob /
 Pomo de puerta fijo.



MATERIAL: EN 1.4301 / AISI 304

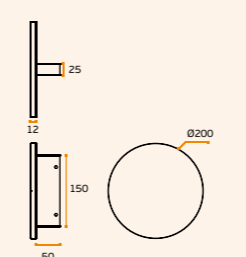
ACABAMENTO / FINISH / ACABADO:
 STANDARD: SATINADO / SATIN / SATIN

ACCESSORIES: MFU M6 INCLUDED

OPTIONAL: PVD TITANIUM COATED

.TB / .TG / .TCO / .TCH

DESIGN: CHRISTIAN MAGALHÃES



SOLID ■

IN.00.168.D - Puxador fixo duplo /
 Double fixed knob / Pomo de puerta
 fijo doble

MFU M6 INCLUDED

PREPARADA PARA VIDRO / READY FOR GLASS



FIXED KNOBS

PUXADORES E ACESSÓRIOS /
LEVER HANDLES AND ACCESSORIES /
MANILLAS Y ACCESÓRIOS.

GATE
BY JNF

NEW



.P
Mirror
finish

.TB
PVD
Titanium
black

.TG
PVD
Titanium
gold

.TCO
PVD
Titanium
copper

.TCH
PVD
Titanium
chocolate

IN.00.115.R.200 GATE

Puxador de porta fixo /
Fixed door knob / Pomo de puerta fijo.

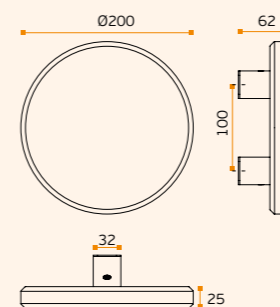
.TB **.TG** **.TCO** **.TCH**

MATERIAL: EN 1.4301 / AISI 304

ACABAMENTO / FINISH / ACABADO: STANDARD:
SATINADO / SATIN / SATIN

OPTIONAL: PVD TITANIUM COATED

.TB / .TG / .TCO / .TCH



NEW



IN.00.115.R.70 GATE

Puxador de porta fixo /
Fixed door knob / Pomo de puerta fijo.



IN.00.115.R.100 GATE

Puxador de porta fixo /
Fixed door knob / Pomo de puerta fijo.

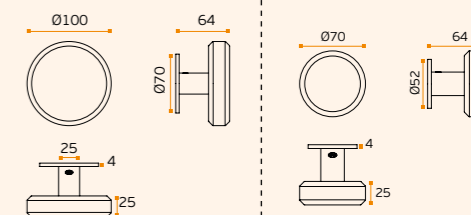
.TB **.TG** **.TCO** **.TCH**

MATERIAL: EN 1.4301 / AISI 304

ACABAMENTO / FINISH / ACABADO: STANDARD:
SATINADO / SATIN / SATIN

OPTIONAL: PVD TITANIUM COATED

.TB / .TG / .TCO / .TCH



IN.00.115.R.100

IN.00.115.R.70

FIXED KNOBS

PUXADORES E ACESSÓRIOS /
LEVER HANDLES AND ACCESSORIES /
MANILLAS Y ACCESORIOS.

NEW



IN.00.115.250 GATE
Puxador de porta fixo /
Fixed door knob / Pomo de puerta fijo.

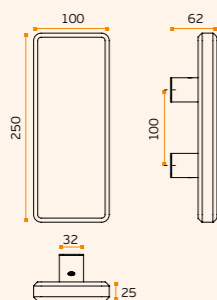
- .TB
- .TG
- .TCO
- .TCH

MATERIAL: EN 1.4301 / AISI 304

ACABAMENTO / FINISH / ACABADO: STANDARD:
SATINADO / SATIN / SATIN

OPTIONAL: PVD TITANIUM COATED

.TB / .TG / .TCO / .TCH



NEW



IN.00.115.100 GATE
Puxador de porta fixo /
Fixed door knob / Pomo de puerta fijo.

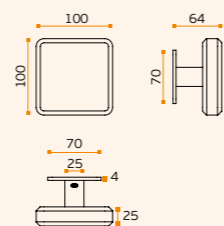
- .TB
- .TG
- .TCO
- .TCH

MATERIAL: EN 1.4301 / AISI 304

ACABAMENTO / FINISH / ACABADO: STANDARD:
SATINADO / SATIN / SATIN

OPTIONAL: PVD TITANIUM COATED

.TB / .TG / .TCO / .TCH



.P
Mirror
finish

.TB
PVD
Titanium
black

.TG
PVD
Titanium
gold

.TCO
PVD
Titanium
copper

.TCH
PVD
Titanium
chocolate

.P
Mirror
finish

.TB
PVD
Titanium
black

.TG
PVD
Titanium
gold

.TCO
PVD
Titanium
copper

.TCH
PVD
Titanium
chocolate

NEW



IN.00.115.70 GATE
Puxador de porta fixo /
Fixed door knob / Pomo de puerta fijo.

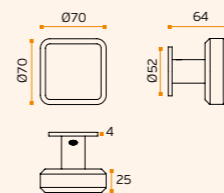
- .TB
- .TG
- .TCO
- .TCH

MATERIAL: EN 1.4301 / AISI 304

ACABAMENTO / FINISH / ACABADO: STANDARD:
SATINADO / SATIN / SATIN

OPTIONAL: PVD TITANIUM COATED

.TB / .TG / .TCO / .TCH



Pag.240



Pag.340



Pag.264



Pag.272



Pag.282



Pag.240



Pag.340



Pag.264



Pag.272



Pag.282

NEW



IN.00.115.200 GATE
Puxador de porta fixo /
Fixed door knob / Pomo de puerta fijo.

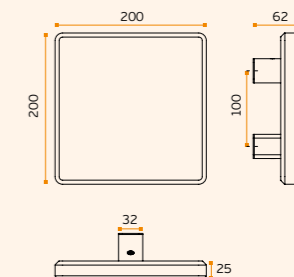
- .TB
- .TG
- .TCO
- .TCH

MATERIAL: EN 1.4301 / AISI 304

ACABAMENTO / FINISH / ACABADO: STANDARD:
SATINADO / SATIN / SATIN

OPTIONAL: PVD TITANIUM COATED

.TB / .TG / .TCO / .TCH

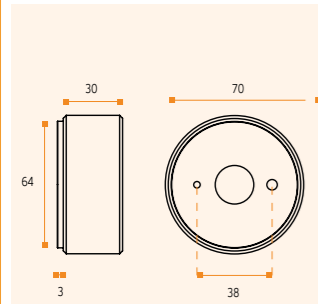


FIXED KNOBS

PUXADORES E ACESSÓRIOS /
LEVER HANDLES AND ACCESSORIES /
MANILLAS Y ACCESORIOS.



IN.00.100
Puxador de porta fixo /
Fixed door knob / Pomo de puerta fijo.



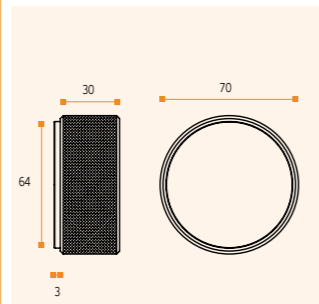
MATERIAL: EN 1.4301 / AISI 304
ACABAMENTO / FINISH / ACABADO:
STANDARD: SATINADO / SATIN / SATIN
OPTIONAL: PVD TITANIUM COATED
.TB / .TG / .TCO / .TCH

SOLID ■

NEW



IN.00.100.G.KN
Puxador de porta rotativo / Turning
door knob / Pomo de puerta giratório.



MATERIAL: EN 1.4301 / AISI 304
ACABAMENTO / FINISH / ACABADO:
STANDARD: SATINADO / SATIN / SATIN
OPTIONAL: PVD TITANIUM COATED
.TB / .TG / .TCO / .TCH

SOLID ■

IN.00.100.KN
Puxador de porta fixo /
Fixed door knob / Pomo de puerta fijo.

.P
Mirror
finish

.TB
PVD
Titanium
black

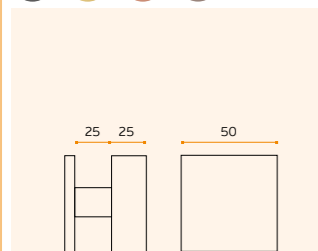
.TG
PVD
Titanium
gold

.TCO
PVD
Titanium
copper

.TCH
PVD
Titanium
chocolate



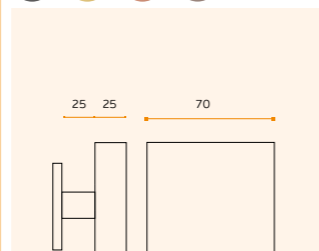
IN.00.111 QUADRO
Puxador de porta fixo /
Fixed door knob / Pomo de puerta fijo.
Design: Pedro Queirós



MATERIAL: EN 1.4301 / AISI 304
ACABAMENTO / FINISH / ACABADO:
STANDARD: SATINADO / SATIN / SATIN
OPTIONAL: PVD TITANIUM COATED
.TB / .TG / .TCO / .TCH



IN.00.113 QUADRO
Puxador de porta fixo /
Fixed door knob / Pomo de puerta fijo.



MATERIAL: EN 1.4301 / AISI 304
ACABAMENTO / FINISH / ACABADO:
STANDARD: SATINADO / SATIN / SATIN
OPTIONAL: PVD TITANIUM COATED
.TB / .TG / .TCO / .TCH

⌋
Pag.240

⌋
Pag.340

⌋
Pag.264

⌋
Pag.272

⌋
Pag.282



FIXED KNOBS

PUXADORES E ACESSÓRIOS /
LEVER HANDLES AND ACCESSORIES /
MANILLAS Y ACCESORIOS.



.P
Mirror
finish

.TB
PVD
Titanium
black

.TG
PVD
Titanium
gold

.TCO
PVD
Titanium
copper

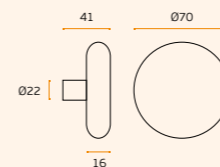
.TCH
PVD
Titanium
chocolate



IN.00.099

Puxador de porta fixo /
Fixed door knob / Pomo de puerta fijo.

IN.08.BCP (Base standard / Standard fixing)



MATERIAL: EN 1.4301 / AISI 304 +

ACABAMENTO / FINISH / ACABADO:
STANDARD: SATINADO / SATIN / SATIN

OPTIONAL: PVD TITANIUM COATED
.TB / .TG / .TCO / .TCH

TUBULAR □



IN.00.099.TB
Titanium black



IN.00.099.TCH
Titanium chocolate



IN.00.099.TCO
Titanium copper



IN.00.099.TG
Titanium gold

.P
Pag.240

.P
Pag.340

.P
Pag.264

.P
Pag.272

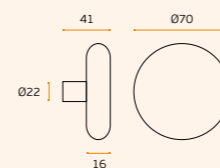
.P
Pag.282



IN.00.099.P

Puxador de porta fixo /
Fixed door knob / Pomo de puerta fijo.

IN.08.BCP (Base standard / Standard fixing)



MATERIAL: EN 1.4301 / AISI 304 +

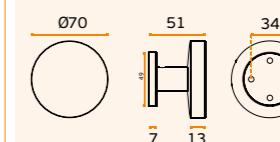
ACABAMENTO / FINISH / ACABADO:
POLIDO/POLISHED/PULIDO

TUBULAR □



IN.00.092.M

Puxador de porta fixo /
Fixed door knob / Pomo de puerta fijo.



MATERIAL: EN 1.4301 / AISI 304 +

ACABAMENTO / FINISH / ACABADO:
STANDARD: SATINADO / SATIN / SATIN

OPTIONAL: PVD TITANIUM COATED
.TB / .TG / .TCO / .TCH

TUBULAR □

TECHNICAL HEAVY DUTY

PUXADORES E ACESSÓRIOS /
LEVER HANDLES AND ACCESSORIES /
MANILLAS Y ACCESORIOS.

PUXADORES EXTRA FORTES
DESENVOLVIDOS PARA APLICAR EM
PORTAS ONDE O USO É EXTREMO.
TUBO DIAMETRO 22MM COM
PAREDE DE 2MM DE ESPESSURA E
BASE REFORÇADA, TOTALMENTE
FABRICADOS EM AÇO INOX EN
1.4401 (AISI 316) CONFEREM
UMA RESISTÊNCIA ELEVADÍSSIMA
AO DESGASTE. INDICADOS PARA
ESPAÇOS PÚBLICOS.

EXTRA STRONG LEVER HANDLES
DEVELOPED TO INSTALL IN DOORS
WHERE THE USE IS EXTREME.
TUBE DIAMETER 22MM WITH 2MM
THICK WALL AND REINFORCED
BASE, TOTALLY MANUFACTURED IN
STAINLESS STEEL EN. 1.4401 (AISI 316)
GIVE A HIGH RESISTANCE TO WEAR.
DEVELOPED FOR PUBLIC SPACES.

MANILLAS EXTRA FUERTES
DESARROLLADAS PARA APLICAR EN
PUERTAS DONDE EL USO ES EXTREMO.
TUBO 22 MM DE DIÁMETRO CON UN
ESPESOR DE 2 MM DE PARED Y BASE
REFORZADA, TOTALMENTE HECHOS EN
ACERO INOXIDABLE EN. 1.4401 (AISI
316) DA UNA MUY ALTA RESISTENCIA
AL DESGASTE. DESARROLLADA PARA
ESPACIOS PÚBLICOS.



.P
Mirror
finish

.TB
PVD
Titanium
black

.TG
PVD
Titanium
gold

.TCO
PVD
Titanium
copper

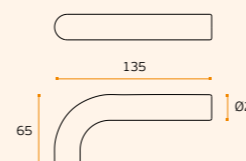
.TCH
PVD
Titanium
chocolate



IN.00.228 HEAVY DUTY

Puxador de porta extra forte para edifícios públicos /
Heavy duty door lever handle for public building /
Manilla de puerta extra fuerte para edificios públicos.

.TB **.TG** **.TCO** **.TCH**



MATERIAL: EN 1.4401 / AISI 316

ACABAMENTO / FINISH / ACABADO:
STANDARD: SATINADO / SATIN / SATIN

OPTIONAL: PVD TITANIUM COATED

.TB / .TG / .TCO / .TCH

R10M
(ROSETA STANDARD / STANDARD
ROSE)

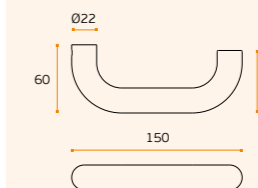
TUBULAR

EN1906 4 7 - 0 0 4 0 B

IN.00.228.B HEAVY DUTY

Puxador de porta extra forte para edifícios públicos /
Heavy duty door lever handle for public building /
Manilla de puerta extra fuerte para edificios públicos.

.TB **.TG** **.TCO** **.TCH**



MATERIAL: EN 1.4401 / AISI 316

ACABAMENTO / FINISH / ACABADO:
STANDARD: SATINADO / SATIN / SATIN

OPTIONAL: PVD TITANIUM COATED

.TB / .TG / .TCO / .TCH

R10M
(ROSETA STANDARD / STANDARD
ROSE)

TUBULAR

EN1906 4 7 - 0 0 4 0 B

Pag.240

Pag.340

Pag.264

Pag.272

Pag.282



IMAGE / IMAGEM:
IN.00.228.B



Roseta sem
limitações

No limit
rose

Roseta
sin limites

PUXADORES EXTRA FORTES
DESENVOLVIDOS PARA APLICAR EM
PORTAS ONDE O USO É EXTREMO.
TOTALMENTE FABRICADOS EM
AÇO INOX EN 1.4401 (AISI 316)
CONFEREM UMA RESISTÊNCIA
ELEVADÍSSIMA AO DESGASTE.
INDICADOS PARA ESPAÇOS
PÚBLICOS.

EXTRA STRONG LEVER HANDLES
DEVELOPED TO INSTALL IN DOORS
WHERE THE USE IS EXTREME.
TOTALLY MANUFACTURED IN
STAINLESS STEEL EN 1.4401 (AISI 316)
GIVE A HIGH RESISTANCE TO WEAR.
DEVELOPED FOR PUBLIC SPACES.

MANILLAS EXTRA FUERTES
DESARROLLADAS PARA APLICAR EN
PUERTAS DONDE EL USO ES EXTREMO.
TOTALMENTE HECHOS EN ACERO
INOXIDABLE EN 1.4401 (AISI 316)
DA UNA MUY ALTA RESISTENCIA AL
DESGASTE. DESARROLLADA PARA
ESPACIOS PÚBLICOS.



22 Anos com 250 *
aberturas diárias
22 Years with 250
daily openings
22 Años con 250
aberturas diarias

2.000.000 CYCLES *



BALL
BEARING



8
mm



FIRE PROOF



with
spring

PUXADOR MACIÇO COM ROLAMENTO
PARA USO INTENSIVO

1. Fabricado em barra maciça
2. Curva perfeita (possível por ser feito numa peça única e sólida)
3. Base do puxador garante grande resistência
4. Roseta em aço inoxidável
5. Roseta com rolamento de esferas, confere uma resistência ao desgaste praticamente ilimitado. Aconselhado para locais de elevadíssimo tráfego de pessoas
6. Roseta com mola compensadora 2.000.000 ciclos
7. Mola em pré-carga, garante a posição horizontal do Puxador de porta
8. Pinos para parafusos passantes

SOLID HANDLE WITH NEEDLE
BEARING FOR INTENSIVE USE

1. Made of solid bar
2. Perfect curve
3. Handle base provides strong resistance
4. Rose made in stainless steel
5. Rose with ball bearing, creates resistance to wear almost unlimited. Recommended to highest traffic people local
6. Rose with heavy duty spring 2.000.000 cycles
7. Preloaded spring, ensures the horizontal position of the handle
8. Pins for through bolts

MANILLA DE PUERTA SÓLIDA CON
RODAMIENTOS PARA USO INTENSIVO

1. Hecho de barra sólida.
2. Curva perfecta.
3. Base de la manilla proporciona una fuerte resistencia.
4. Roseta en acero inoxidable.
5. Roseta con rodamientos de bolas, permite una resistencia al desgaste prácticamente ilimitada. Recomendado para locales de alto tráfico de personas.
6. Roseta con muelle extra fuerte 2.000.000 ciclos.
7. Muelle en pre carga, garantiza la posición horizontal de la Manilla de puerta.
8. Pitones para tornillos pasantes.

TECHNICAL HEAVY DUTY

PUXADORES E ACESSÓRIOS /
LEVER HANDLES AND ACCESSORIES /
MANILLAS Y ACCESORIOS.

.P
Mirror
finish

.TB
PVD
Titanium
black

.TG
PVD
Titanium
gold

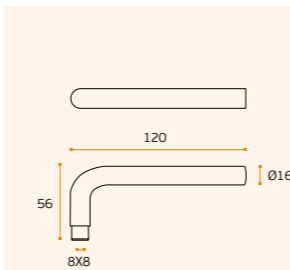
.TCO
PVD
Titanium
copper

.TCH
PVD
Titanium
chocolate



IN.00.083.S
Puxador de porta maciço /
Solid door lever handle / Manilla de puerta maciza.
RR08M (Roseta standard / Standard rose)

.TB .TG .TCO .TCH



MATERIAL: EN 1.4301 / AISI 304

ACABAMENTO / FINISH / ACABADO:
STANDARD: SATINADO / SATIN / SATIN

OPTIONAL: PVD TITANIUM COATED

.TB / .TG / .TCO / .TCH

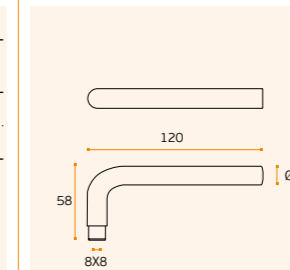


SOLID ■
EN1906 4 7 - 1 | 0 | 3 | 0 | B



IN.00.084.S
Puxador de porta maciço /
Solid door lever handle / Manilla de puerta maciza.
RR08M (Roseta standard / Standard rose)

.TB .TG .TCO .TCH



MATERIAL: EN 1.4301 / AISI 304

ACABAMENTO / FINISH / ACABADO:
STANDARD: SATINADO / SATIN / SATIN

OPTIONAL: PVD TITANIUM COATED

.TB / .TG / .TCO / .TCH



SOLID ■
EN1906 4 7 - 1 | 0 | 3 | 0 | B



Pag.240

Pag.340

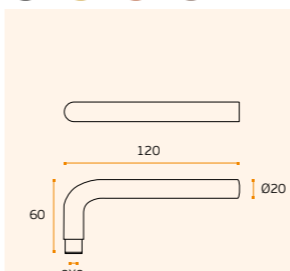
Pag.264

Pag.272

Pag.282

IN.00.085.S
Puxador de porta maciço /
Solid door lever handle / Manilla de puerta maciza.
RR08M (Roseta standard / Standard rose)

.TB .TG .TCO .TCH



MATERIAL: EN 1.4301 / AISI 304

ACABAMENTO / FINISH / ACABADO:
STANDARD: SATINADO / SATIN / SATIN

OPTIONAL: PVD TITANIUM COATED

.TB / .TG / .TCO / .TCH



SOLID ■
EN1906 4 7 - 1 | 0 | 3 | 0 | B



IN.00.085.S.TB
Titanium black



IN.00.085.S.TG
Titanium gold



IN.00.085.S.TCO
Titanium copper



IN.00.085.S.TCH
Titanium chocolate

TECHNICAL BALL BEARING

PUXADORES E ACESSÓRIOS /
 LEVER HANDLES AND ACCESSORIES /
 MANILLAS Y ACCESORIOS.

ROSETA COM BASE METÁLICA TOTALMENTE EM AÇO INOX (EN 1.4401), COM ROLAMENTOS DE ESFERAS. PUXADOR FIXO À ROSETA.


O ROLAMENTO DE ESFERAS CONFERE UMA RESISTÊNCIA AO DESGASTE PRATICAMENTE ILIMITADO. ACONSELHADO PARA LOCAIS DE ELEVADÍSSIMO TRÁFEGO DE PESSOAS.

ROSE MADE IN STAINLESS STEEL (EN 1.4401) WITH BALL BEARINGS. THE HANDLE IS FIXED TO THE ROSE.

RESISTANCE TO WEAR IS ALMOST UNLIMITED. RECOMMENDED TO HIGHEST TRAFFIC PEOPLE LOCALS.

ROSETA FABRICADA INTEGRALMENTE EM ACERO INOX (EN 1.440), CON RODAMIENTOS DE BOLAS. LA MANILLA ES FIJA A LA ROSETA.

RESISTENCIA AL DESGASTE PRÁCTICAMENTE ILIMITADA. RECOMENDADO PARA LOCALES DE ALTO TRÁFICO DE PERSONAS.



.P
 Mirror finish

.TB
 PVD
 Titanium black

.TG
 PVD
 Titanium gold

.TCO
 PVD
 Titanium copper

.TCH
 PVD
 Titanium chocolate

.P
 Mirror finish

.TB
 PVD
 Titanium black

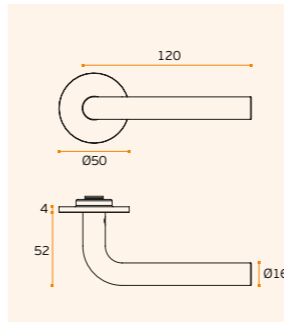
.TG
 PVD
 Titanium gold

.TCO
 PVD
 Titanium copper

.TCH
 PVD
 Titanium chocolate



IN.00.016.MR BALL BEARING
Puxador de porta com rolamentos de esfera /
 Door lever handle with ball bearings /
 Manilla de puerta con rodamientos de bolas.



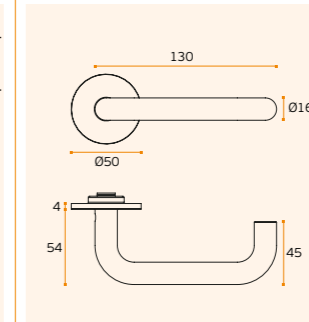
MATERIAL: EN 1.4401 / AISI 316

ACABAMENTO / FINISH / ACABADO:
STANDARD: SATINADO / SATIN / SATIN

TUBULAR
 EN1906 4 7 - 0 0 4 0 U



IN.00.016.B.MR BALL BEARING
Puxador de porta com rolamentos de esfera /
 Door lever handle with ball bearings /
 Manilla de puerta con rodamientos de bolas.



MATERIAL: EN 1.4401 / AISI 316

ACABAMENTO / FINISH / ACABADO:
STANDARD: SATINADO / SATIN / SATIN

TUBULAR
 EN1906 4 7 - 0 0 4 0 U

1
Parafuso sextavado inox. Desenho JNF /
 Stainless Steel allen screw. JNF Design /
 Tornillo inox. Exclusivo JNF.

2
Puxador de porta / Door lever handle / Manilla
 de puerta.

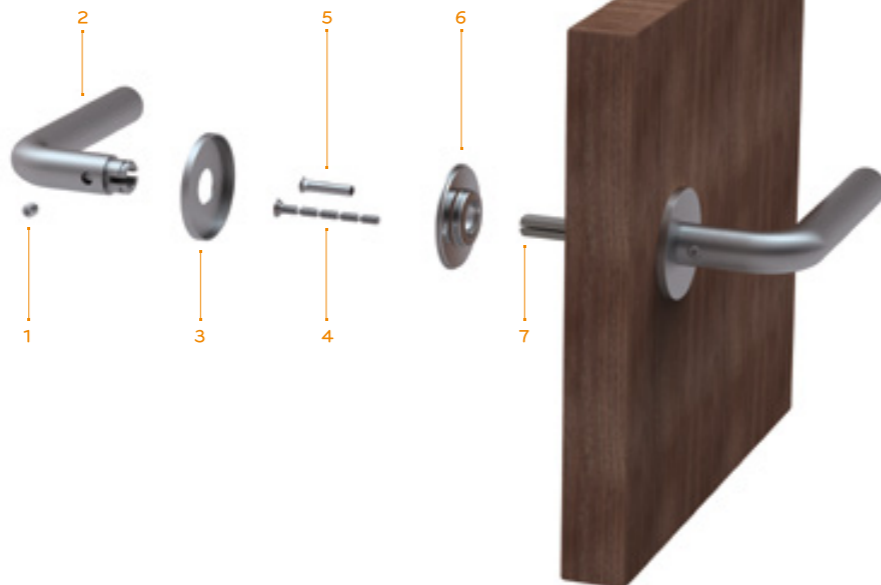
3
Espelho em aço inox 4mm /
 Stainless steel cover 4mm /
 Roseta en acero inox 4mm.

4
Parafuso de fixação em latão M4 auto-quebrável /
 Fixing brass screw break-off type M4 tread /
 Tornillo pasante del tipo auto-rompible M4.

5
Fêmea para parafuso passante /
 Nickel plated screw cap /
 Fêmea para parafuso passante.

6
Base metálica / Metallic base / Base metálica.

7
Quadra metálica 8x8mm /
 Spindle 8x8mm /
 Cuadradillo 8x8mm.



Pag.240

Pag.340

Pag.264

Pag.272

Pag.282

Pag.240

Pag.340

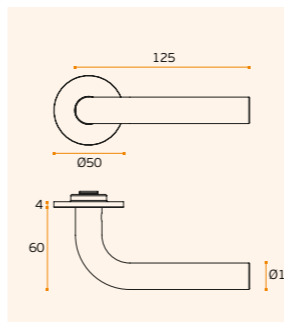
Pag.264

Pag.272

Pag.282



IN.00.028.MR BALL BEARING
Puxador de porta com rolamentos de esfera /
 Door lever handle with ball bearings /
 Manilla de puerta con rodamientos de bolas.



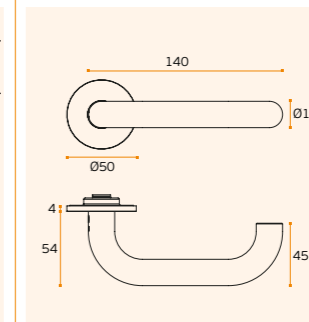
MATERIAL: EN 1.4401 / AISI 316

ACABAMENTO / FINISH / ACABADO:
STANDARD: SATINADO / SATIN / SATIN

TUBULAR
 EN1906 4 7 - 0 0 4 0 U



IN.00.028.B.MR BALL BEARING
Puxador de porta com rolamentos de esfera /
 Door lever handle with ball bearings /
 Manilla de puerta con rodamientos de bolas.



MATERIAL: EN 1.4401 / AISI 316

ACABAMENTO / FINISH / ACABADO:
STANDARD: SATINADO / SATIN / SATIN

OPTIONAL: JNF MICROSAFE™
.TMS (ANTIMICROBIAL)

TUBULAR
 EN1906 4 7 - 0 0 4 0 U


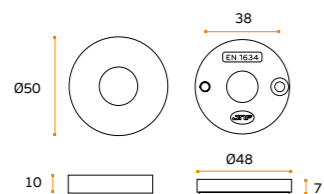
TECHNICAL FIREPROOF

PUXADORES E ACESSÓRIOS /
LEVER HANDLES AND ACCESSORIES /
MANILLAS Y ACCESORIOS.

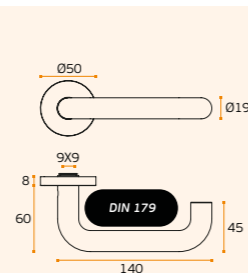
ROSETA CORTA FOGO COM
BASE EM AÇO ZINCADO
MACIÇO, TODOS OS
ELEMENTOS NÃO FUSÍVEIS,
SEM MOLA COMPENSADORA
(EN 1634) /

FIRE PROOF BASE MADE IN
GALVANIZED SOLID STEEL,
WITHOUT RETURN SPRING
(EN 1634) /

ROSETA CON BASE EN ACERO
MACIZO GALVANIZADO, TODOS
LOS ELEMENTOS NO FUSIBLES,
SIN MUELLE (EN 1634).



IN.00.028.B.CF
Puxador de porta /
Door lever handle /
Manilla de puerta.



MATERIAL: EN 1.4301 / AISI 304

ACABAMENTO / FINISH / ACABADO:
STANDARD: SATINADO / SATIN / SATIN



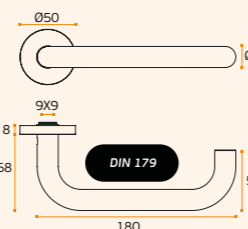
TUBULAR

EN1906 4 7 - 1 1 3 1 U



IN.00.029.B.CF

Puxador de porta (indicado para pessoas com mobilidade reduzida) /
Door lever handle (recommended for disable people) /
Manilla de puerta (indicado para minusválidos).



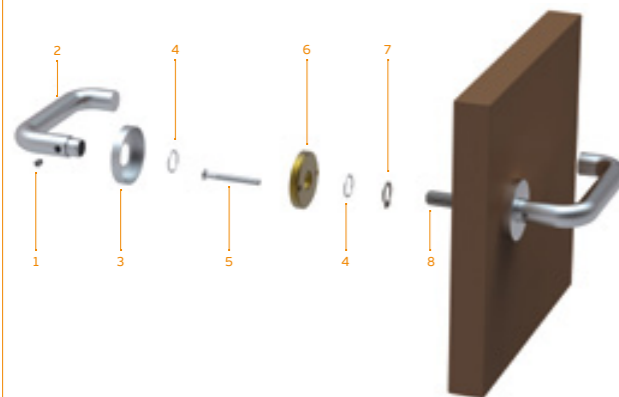
MATERIAL: EN 1.4301 / AISI 304

ACABAMENTO / FINISH / ACABADO:
STANDARD: SATINADO / SATIN / SATIN



TUBULAR

EN1906 4 7 - 1 1 3 1 U



1
Parafuso sextavado inox. Desenho JNF /
Stainless Steel allen screw. JNF Design /
Tornillo inox. Exclusivo JNF.

2
Puxador de porta /
Door lever handle / Manilla de puerta.

3
Espelho em aço inox /
Stainless steel cover /
Roseta em acero inox.

4
Anilha /
Washer / Arandela.

5
Parafuso DIN 965 M5 x 60mm /
DIN 965 M5 screw x 60mm /
Tornillo DIN 965 M5 x 60mm.

6
Base em aço zincado maciço /
Solid zinc plated steel base /
Base en acero zincado macizo.

7
Freio / Retaining ring /
Anillo de seguridad.

8
Quadra metálica 9x9mm /
Spindle 9x9mm /
Cuadradillo 9x9mm.

.P
 Mirror
 finish

.TB
 PVD
 Titanium
 black

.TG
 PVD
 Titanium
 gold

.TCO
 PVD
 Titanium
 copper

.TCH
 PVD
 Titanium
 chocolate

Pag.240

Pag.340

Pag.264

Pag.272

Pag.282

TECHNICAL PROFILE

PUXADORES E ACESSÓRIOS /
LEVER HANDLES AND ACCESSORIES /
MANILLAS Y ACCESORIOS.



.P
Mirror
finish

.TB
PVD
Titanium
black

.TG
PVD
Titanium
gold

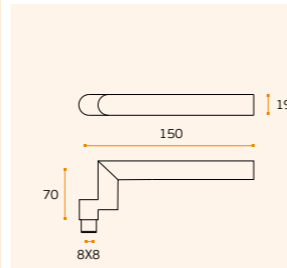
.TCO
PVD
Titanium
copper

.TCH
PVD
Titanium
chocolate



IN.00.126 PROFILE

**Puxador de porta /
Door lever handle / Manilla de puerta.
008M (Roseta standard / Standard rose)**



MATERIAL: EN 1.4301 / AISI 304

**ACABAMENTO / FINISH / ACABADO:
STANDARD:** SATINADO / SATIN / SATIN

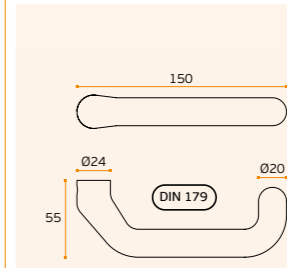
TUBULAR
EN1906 2 7 - 0 0 3 0 A



IN.00.265

**Puxador de porta /
Door lever handle / Manilla de puerta.
032M (Roseta standard / Standard rose)**

.TB **.TG** **.TCO** **.TCH**



MATERIAL: EN 1.4301 / AISI 304

**ACABAMENTO / FINISH / ACABADO:
STANDARD:** SATINADO / SATIN / SATIN

OPTIONAL: PVD TITANIUM COATED

.TB / .TG / .TCO / .TCH

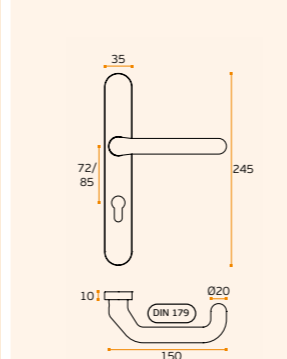
TUBULAR
EN1906 3 7 - 0 0 3 0 A

IN.03.265.PZ

**Puxador com placa sem mola com
interior metálico. Espessura: 10mm**
Lever handle with plate without
spring with metallic inner
mechanism. Thickness: 10mm /
Manilla con placa, mecanismo
interior en metal sin muelle.
Espesor: 10mm.

MATERIAL: EN 1.4301 / AISI 304

**ACABAMENTO / FINISH / ACABADO:
STANDARD:** SATINADO / SATIN / SATIN



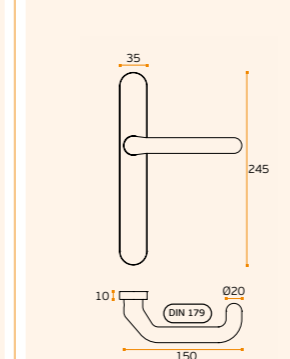
TUBULAR
EN1906 3 7 - 0 0 3 0 A

IN.03.265.SF

**Puxador com placa cega sem
mola com interior metálico.
Espessura: 10mm**
Lever handle with blind plate
without spring with metallic inner
mechanism. Thickness: 10mm /
Manilla con placa de cega,
mecanismo interior en metal sin
muelle. Espesor: 10mm.

MATERIAL: EN 1.4301 / AISI 304

**ACABAMENTO / FINISH / ACABADO:
STANDARD:** SATINADO / SATIN / SATIN



TUBULAR
EN1906 3 7 - 0 0 3 0 A



IN.03.265.PZ

IN.03.265.SF



Pag.240

Pag.340

Pag.264

Pag.272


Pag.282

TECHNICAL EN 179

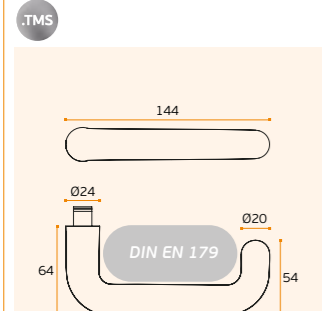
PUXADORES E ACESSÓRIOS /
LEVER HANDLES AND ACCESSORIES /
MANILLAS Y ACCESORIOS.



IN.00.270
Puxador de porta /
Door lever handle / Manilla de puerta.
RC08M (Roseta standard / Standard rose)



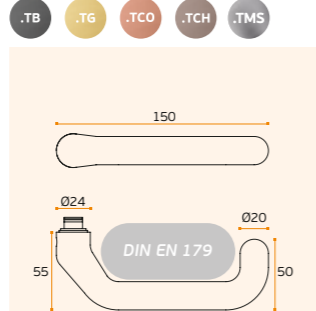
IN.00.265.RC08M
Puxador de porta /
Door lever handle / Manilla de puerta.
RC08M (Roseta standard / Standard rose)



MATERIAL: EN 1.4301 / AISI 304
ACABAMENTO / FINISH / ACABADO:
STANDARD: SATINADO / SATIN / SATIN
OPTIONAL: JNF MICROSAFE™
.TMS (ANTIMICROBIAL)

TUBULAR

EN1906 3-4 7-1-10308



MATERIAL: EN 1.4301 / AISI 304
ACABAMENTO / FINISH / ACABADO:
STANDARD: SATINADO / SATIN / SATIN
OPTIONAL: JNF MICROSAFE™
.TMS (ANTIMICROBIAL)

TUBULAR

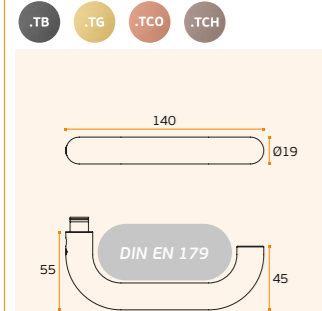

EN1906 3-4 7-1-10308



IN.00.028.B
Puxador de porta /
Door lever handle / Manilla de puerta.
RC08M (Roseta standard / Standard rose)



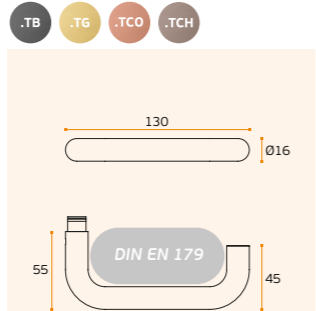
IN.00.016.B
Puxador de porta / Door lever handle / Manilla de
puerta. RC08M (Roseta standard / Standard rose)
RE08M / R04M / O04M (Opcional / Optional)



MATERIAL: EN 1.4301 / AISI 304
ACABAMENTO / FINISH / ACABADO:
STANDARD: SATINADO / SATIN / SATIN
OPTIONAL: PVD TITANIUM COATED
.TB / .TG / .TCO / .TCH

TUBULAR

EN1906 3-4 7-1-10308



MATERIAL: EN 1.4301 / AISI 304
ACABAMENTO / FINISH / ACABADO:
STANDARD: SATINADO / SATIN / SATIN
OPTIONAL: PVD TITANIUM COATED
.TB / .TG / .TCO / .TCH

TUBULAR

EN1906 3 7-1-10308

.P
Mirror
finish

.TB
PVD
Titanium
black

.TG
PVD
Titanium
gold

.TCO
PVD
Titanium
copper

.TCH
PVD
Titanium
chocolate

Pag.240

Pag.340

Pag.264

Pag.272

Pag.282




TECHNICAL EN 179

PUXADORES E ACESSÓRIOS /
LEVER HANDLES AND ACCESSORIES /
MANILLAS Y ACCESORIOS.



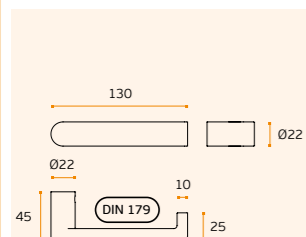
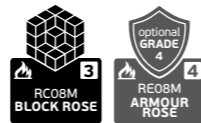
IN.00.250

Puxador de porta /
Door lever handle / Manilla de puerta.
RC08M (Roseta standard / Standard rose)
Design: Christian Magalhães



IN.00.243.B

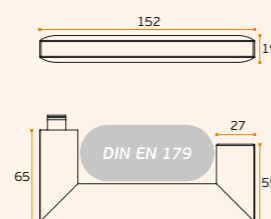
Puxador de porta /
Door lever handle / Manilla de puerta.
RC08M (Roseta standard / Standard rose)
Design: Christian Magalhães



MATERIAL: EN 1.4301 / AISI 304

ACABAMENTO / FINISH / ACABADO:
STANDARD: SATINADO / SATIN / SATIN

SOLID ■
EN1906 3-4 7-1-1030B



MATERIAL: EN 1.4301 / AISI 304

ACABAMENTO / FINISH / ACABADO:
STANDARD: SATINADO / SATIN / SATIN

OPTIONAL: PVD TITANIUM COATED

.TB / .TG / .TCO / .TCH

OPTIONAL: JNF MICROSAFE™

.TMS (ANTIMICROBIAL)

TUBULAR □
EN1906 3-4 7-1-1030B




IMAGE / IMAGEM:
IN.00.250

TIMES BRONZE MATERIAL

PUXADORES E ACESSÓRIOS /
LEVER HANDLES AND ACCESSORIES /
MANILLAS Y ACCESORIOS.

O BRONZE É UMA DAS LIGAS METÁLICAS MAIS NOBRES UTILIZADA PELO HOMEM DESDE O PERÍODO PRÉ-HISTÓRICO. AS PEÇAS RESULTANTES TÊM UM CARISMA VERDADEIRAMENTE SURPREENDENTE DANDO UMA SENSÇÃO DE INTEMPORALIDADE ABSOLUTA. AS VÁRIAS NUANCES DE CÔR DO BRONZE AO LONGO DO SEU PROCESSO DE ENVELHECIMENTO SÃO POR SI MESMO CATIVANTES, DESDE A COLORAÇÃO DO COBRE ATÉ AO VERDE QUE CONHECEMOS DAS ESTÁTUAS. OUTRA CARACTERÍSTICA MUITO IMPORTANTE DO BRONZE É A SUA ACTIVIDADE ANTI-BACTERIANA E ANTI-VIRAL. NÃO EXISTE CRESCIMENTO BACTERIOLÓGICO NAS SUPERFÍCIES DO BRONZE OU DO COBRE. EM MUITAS ESTIRPES O BRONZE OU O COBRE SÃO BACTERICIDAS.

Bronze is an noble metal alloy used by man since prehistoric times. The reached pieces have a truly amazing charisma giving a feeling of absolute timelessness. The various shades of bronze color throughout their aging process itself is captivating, from the color of copper to green statues that we know. Another very important feature of the bronze is its antibacterial and anti viral activity. There is no bacterial growth on bronze and Copper' surfaces. In many bacteria specimens the Copper or bronze are bactericidal.

El bronce es una aleación de metal noble utilizado por el hombre desde tiempos prehistóricos. Las piezas resultantes tienen un carisma verdaderamente sorprendente, dando una sensación de intemporalidad absoluta. Los distintos tonos de color bronce a lo largo de su proceso de envejecimiento en sí mismo es fascinante, desde el color del cobre a los colores verdes de las estatuas verdes que conocemos. Otra característica importante del bronce es su actividad anti-bacteriana y anti-viral. No hay crecimiento bacteriológico en la superficie del bronce o del cobre. En muchas especies el bronce y el cobre son bactericidas.

TIMES SERIES
Bronze material

ANTI-BACTERIAL
Bronze material

.P
Mirror
finish

.TB
PVD
Titanium
black

.TG
PVD
Titanium
gold

.TCO
PVD
Titanium
copper

.TCH
PVD
Titanium
chocolate

☞
Pag.240

☞
Pag.340

☞
Pag.264

☞
Pag.272

☞
Pag.282

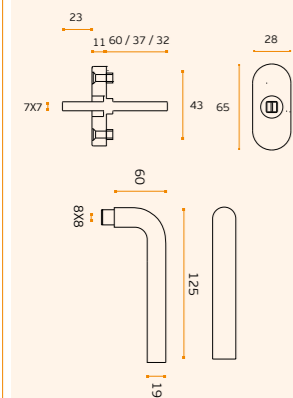
TIMES BRONZE MATERIAL

PUXADORES E ACESSÓRIOS /
LEVER HANDLES AND ACCESSORIES /
MANILLAS Y ACCESORIOS.

BZ.00.028.DKP
Mecanismo janela DK
DK window mechanism
Mecanismo ventana DK

MATERIAL: BRONZE / BRONZE /
BRONCE

ANTI-BACTERIAL
Bronze material



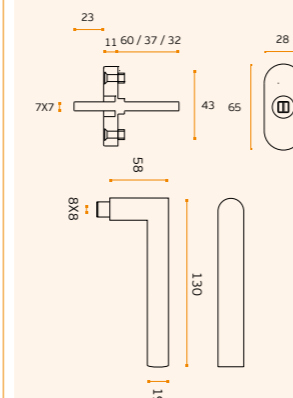
SOLID ■



BZ.00.030.DKP
Mecanismo janela DK
DK window mechanism
Mecanismo ventana DK

MATERIAL: BRONZE / BRONZE /
BRONCE

ANTI-BACTERIAL
Bronze material



SOLID ■



**Anti-bacterial
Bronze material**

Mais informação /
More information /
Más información:
WWW.JNF.PT

Patina natural
o puxador em bronze
propositadamente não tem
tratamento de superfície,
para que possa desenvolver
a sua própria patina ao
longo do tempo conforme o
uso e o ambiente onde está
inserido.

Natural patina
The bronze handle doesn't
have a surface coating on
purpose, so it can develop
its own patina over the
time according to the use
and the environment where
it is inserted.

Patina natural
la manilla de bronze
intencionalmente no tiene
tratamiento de superficie,
para que pueda desarrollar
su propia patina a lo largo
del tiempo según el uso
y el ambiente donde está
insertado.



BZ.04.28R.P08M
Entrada de chave normal /
Normal key hole /
Bocallave para llave normal.

MATERIAL: BRONZE / BRONZE /
BRONCE

ACABAMENTO / FINISH / ACABADO:
STANDARD: RAW



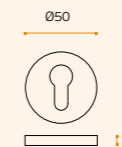
SOLID ■



BZ.04.28R.Y08M
Entrada de chave cilindro europeu /
European cylinder key hole /
Bocallave para bombillo.

MATERIAL: BRONZE / BRONZE /
BRONCE

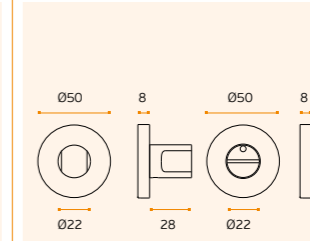
ACABAMENTO / FINISH / ACABADO:
STANDARD: RAW



SOLID ■



BZ.04.101
Fecho de casa de banho /
Bathroom snib indicator /
Condeña de baño.



MATERIAL: BRONZE / BRONZE /
BRONCE

ACABAMENTO / FINISH / ACABADO:
STANDARD: RAW

QUADRA / SPINDLE /
QUADRADILLO: 6 x 6MM

ANTI-BACTERIAL
Bronze material

SOLID ■



BZ.00.028.SR
BZ.03.009.SF
Placa cega com puxador de
porta / Blind plate with door
lever handle / Placa ciega con
manilla de puerta.

ANTI-BACTERIAL SOLID ■
Bronze material

BZ.00.028.SR BZ.00.028.SR BZ.00.028.SR
BZ.03.009.EC BZ.03.009.PZ BZ.03.009.B1



BZ.00.030.SR
BZ.03.009.SF
Placa cega com puxador de
porta / Blind plate with door
lever handle / Placa ciega con
manilla de puerta.

ANTI-BACTERIAL SOLID ■
Bronze material

BZ.00.030.SR BZ.00.030.SR BZ.00.030.SR
BZ.03.009.EC BZ.03.009.PZ BZ.03.009.B1



Pag.240



Pag.340



Pag.264



Pag.272



Pag.282



Pag.240



Pag.340



Pag.264



Pag.272

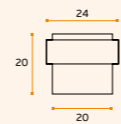


Pag.282

BZ.13.121.20
Batente de chão /
Door stopper /
Tope de puerta.

MATERIAL: BRONZE / BRONZE /
BRONCE

ACABAMENTO / FINISH / ACABADO:
STANDARD: RAW

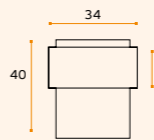


SOLID ■

BZ.13.121.30
Batente de chão /
Door stopper /
Tope de puerta.

MATERIAL: BRONZE / BRONZE /
BRONCE

ACABAMENTO / FINISH / ACABADO:
STANDARD: RAW



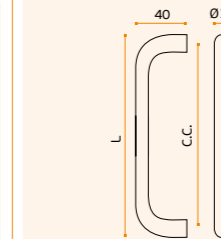
SOLID ■

BZ.22.202.
Asa de móvel /
Furniture handle /
Pomo de mueble.

MATERIAL: BRONZE / BRONZE /
BRONCE

ACABAMENTO / FINISH / ACABADO:
STANDARD: RAW

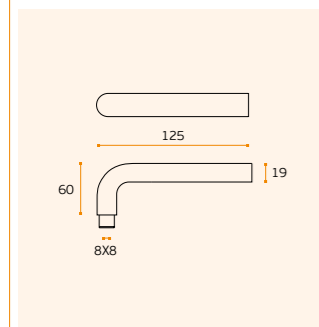
C.C.	L
128	138
160	170
192	202
224	234
320	330



ANTI-BACTERIAL SOLID ■
Bronze material

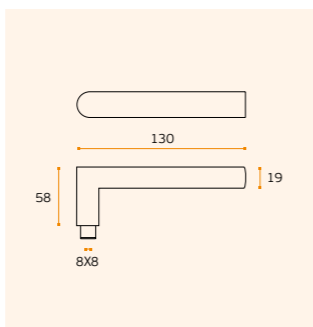
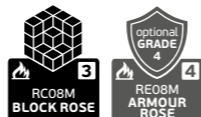


TIMES BRONZE MATERIAL

PUXADORES E ACESSÓRIOS /
LEVER HANDLES AND ACCESSORIES /
MANILLAS Y ACCESORIOS.**BZ.00.028.RC08M** TIMESPuxador de porta com roseta /
Door lever handle with rose /
Manilla de puerta con roseta.
RC08M (Roseta standard / Standard rose)MATERIAL: BRONZE / BRONZE /
BRONCEACABAMENTO / FINISH / ACABADO:
STANDARD: RAW

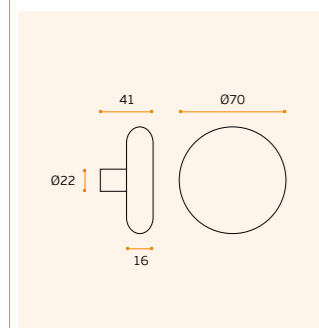
SOLID ■

EN1906 3-4 7-1 10 3 0 B

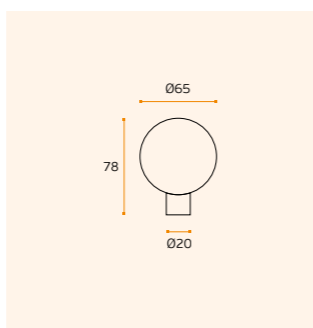
**BZ.00.030.RC08M** TIMESPuxador de porta com roseta /
Door lever handle with rose /
Manilla de puerta con roseta.
RC08M (Roseta standard / Standard rose)MATERIAL: BRONZE / BRONZE /
BRONCEACABAMENTO / FINISH / ACABADO:
STANDARD: RAW

SOLID ■

EN1906 3-4 7-1 10 3 0 B

**Anti-bacterial
Bronze material**Mais informação /
More information /
Más información:
WWW.JNF.PTPátina natural
o puxador em bronze
propositadamente
não tem tratamento
de superfície,
para que possa
desenvolver a sua
própria pátina ao
longo do tempo
conforme o uso e o
ambiente onde está
inserido.Natural patina
The bronze handle
doesn't have a
surface coating on
purpose, so it can
develop its own
patina over the time
according to the use
and the environment
where it is inserted.Patina natural
la manilla de bronze
intencionalmente no
tiene tratamiento de
superficie, para que
pueda desarrollar
su propia patina a
lo largo del tiempo
según el uso y el
ambiente donde está
insertado.**BZ.00.099** TIMESPuxador de porta fixo /
Fixed door knob /
Pomo de puerta fijo.MATERIAL: BRONZE / BRONZE /
BRONCEACABAMENTO / FINISH / ACABADO:
STANDARD: RAW

SOLID ■

**BZ.00.090** TIMESPuxador de porta fixo /
Fixed door knob /
Pomo de puerta fijo.MATERIAL: BRONZE / BRONZE /
BRONCEACABAMENTO / FINISH / ACABADO:
STANDARD: RAW

SOLID ■



Pag.240



Pag.340



Pag.264

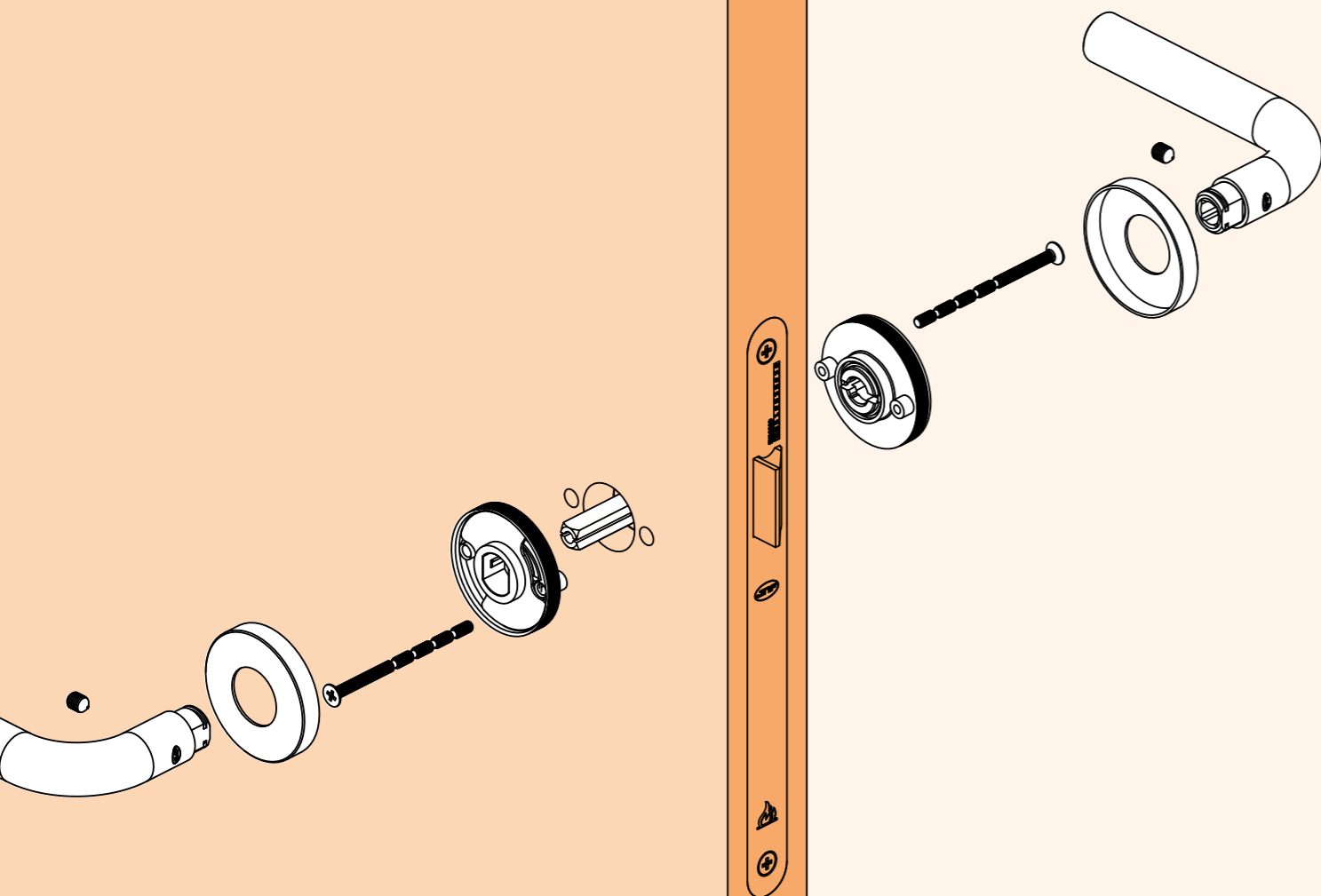


Pag.272



Pag.282




**ROLLS
ROSE**
**Roseta sem
limitações**
**No limit
rose**
**Roseta
sin limites**


**ROLLS
ROSE**
**Roseta sem
limitações**
**No limit
rose**
**Roseta
sin limites**
.P
Mirror
finish

.TB
PVD
Titanium
black

.TG
PVD
Titanium
gold

.TCO
PVD
Titanium
copper

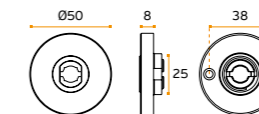
.TCH
PVD
Titanium
chocolate

RR08M
ROLLS ROSE

MATERIAL: EN 1.4301 / AISI 304

ACABAMENTO / FINISH / ACABADO:
STANDARD: SATINADO / SATIN / SATIN

OPTIONAL: PVD TITANIUM COATED

.TB / .TG / .TCO / .TCH
RR08M

*** 2.000.000 CYCLES**
*** 22 Anos com 250 aberturas diárias**
22 Years with 250 daily openings
22 Años con 250 aperturas diarias

A ROSETA À PROVA DO TEMPO!
FABRICADA INTEGRALMENTE EM AÇO
INOX, COM ROLAMENTO DE ESFERAS
PARA PORTAS COM USO EXTREMO.


Roseta completa em aço inoxidável, resistente à corrosão, com mola compensadora, reversível, blindada, com rolamento de esferas. Anti-fricção e anti-ruído, parafusos passantes M4 a 38mm. O puxador não está fixo à base, pode ser removido com ferramenta. Modelo patenteado JNF /

TIME PROOF ROSE!
TOTALLY MADE IN STAINLESS STEEL,
WITH BALL BEARINGS FOR DOORS
WITH EXTREME USE.

Stainless steel complete rose, corrosion resistant, with compensating spring, reversible, armored, with ball bearings. Anti-friction and anti-noise, M4 through screws to 38mm. The handle is not fixed to the base, it can be removed with a tool. Patented JNF model /

LA ROSETA PROBADA POR EL TIEMPO!
FABRICADA ÍNTEGRAMENTE EN ACERO
INOXIDABLE, CON RODAMIENTOS DE BOLAS
PARA PUERTAS CON USO EXTREMO.

Roseta completa de acero inoxidable resistente a la corrosión con muelle compensador, reversible, blindada, con rodamiento de bolas. Antifricción y antirruído, tornillos pasantes M4 a 38mm. La manilla no está fijado a la base, se puede quitar con una herramienta. Modelo patentado JNF /


**Thickness
plate**
**Normal
key**
**European
cylinder**
**WC
closure**
**without
hole**
1 **Corpo em aço inoxidável /**
Stainless steel body /
Cuerpo de acero inoxidable.

2 **Pinos em aço inoxidável /**
Stainless steel pins /
Pinos en acero inoxidable

3 **Aconselhado selante de rosca /**
It's recommended to use thread sealant /
Aconsejado uso de sellador de hilo de rosca.

4 **Rolamento de esferas /**
Ball bearings /
Rodamientos de bolas.

5 **Conjunto fixo por freio em aço inoxidável /**
Set fixed by stainless steel circlip /
Conjunto sujetado por freno.

6 **Mola em pré-carga. Permite aplicar**
puxadores pesados / Pre-loaded spring.
Allows to install heavy handles.
Muelle en precarga. Permite manillas pesadas.

7 **Limitador de curso 0° aos 45° /**
Course limitation 0° to 45° /
Limitador de curso 0° hasta 45°.

8 **Fixação da quadra do puxador. Sistema que**
anula qualquer folga / Spindle handle fixing
point. Removes any possible gap /
Sujeción de cuadra de la manilla.
Sistema que cancela cualquier holgura.

9 **Permite aplicar qualquer modelo de**
puxador JNF / Possible to install
with any JNF lever handle /
Adaptable a todas las manillas JNF

10 **Espelho rectificadado em aço inoxidável /**
Rectified cover in stainless steel /
Cubierta rectificadada en acero inoxidable.

11 **Rosca interior /**
inner thread /
Hilo de rosca interior.

ARMOUR ROSE

A melhor roseta para a melhor porta

The best rose for the best door

La mejor roseta para la mejor puerta

Roseta com base metálica fundida de liga de zinco, resistente à corrosão com mola compensadora reversível, blindada, anti-fricção, anti-ruído, parafusos passantes M4 a 38mm. O puxador não está fixo à base, pode ser removido com ferramenta. Modelo patentado JNF /

Rose with metallic base made in zinc alloy, corrosion resistant, with compensating spring, reversible, armored, anti-friction and anti-noise, M4 through screws to 38mm. The handle is not fixed to the base, it can be removed with a tool. Patented JNF model /

Roseta con base metálica, en aleación de zinco, resistente a la corrosión, con muelle de compensación reversible, blindado, antifricción y antirruído, tornillos passantes M4 a 38 mm. La manilla no está fija a la base, se puede quitar con una herramienta. Modelo patentado JNF.



1.000.000 CYCLES



1 **Corpo em liga de zinco /**
Zinc alloy body /
Cuerpo de aleación de zinc.

2 **Placa de fixação em nylon /**
Nylon fixing plate /
Placa de fijación de nylon.

3 **Mola em pré-carga. Permite aplicar**
puxadores pesados / Pre-loaded
spring. Allows to install heavy handles.
Muelle en precarga. Permite manillas
pesadas.

4 **Alojador do puxador em alumínio /**
Handle coupling in aluminum /
Receptor de manilla en aluminio.

5 **Limitador de curso em aço inoxidável /**
Handle rotation limitation in stainless steel /
Limitador de curso de la manilla en acero
inoxidable.

6 **Placa em liga de zinco /**
Zinc alloy plate /
Placa en aleación de zinc.

7 **Espelho rectificadado em aço inoxidável /**
Rectified cover in stainless steel /
Espejo rectificadado en acero inoxidable.



Pag.240



Pag.340



Pag.264



Pag.272



Pag.282



Thickness plate



Normal key



European cylinder



WC closure



without hole

NEW



RE08M ROUND ARMOUR ROSE
 Roseta para fechaduras de grau 4 (corta-fogo) /
 Rose for grade 4 locks (fireproof) /
 Roseta para cerraduras de grado 4 (cortafuegos).

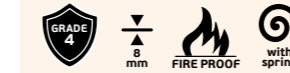
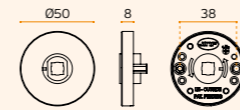


MATERIAL: EN 1.4301 / AISI 304

ACABAMENTO / FINISH / ACABADO:
STANDARD: SATINADO / SATIN / SATIN

OPTIONAL: PVD TITANIUM COATED

.TB / .TG / .TCO / .TCH

RE08M.P
PolishedRE08M.TB
Titanium BlackRE08M.TG
Titanium GoldRE08M.TCO
Titanium CopperRE08M.TCH
Titanium Chocolate

NEW



QE08M SQUARE ARMOUR ROSE
 Roseta para fechaduras de grau 4 (corta-fogo) /
 Rose for grade 4 locks (fireproof) /
 Roseta para cerraduras de grado 4 (cortafuegos).

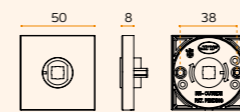


MATERIAL: EN 1.4301 / AISI 304

ACABAMENTO / FINISH / ACABADO:
STANDARD: SATINADO / SATIN / SATIN

OPTIONAL: PVD TITANIUM COATED

.TB / .TG / .TCO / .TCH

QE08M.P
PolishedQE08M.TB
Titanium BlackQE08M.TG
Titanium GoldQE08M.TCO
Titanium CopperQE08M.TCH
Titanium Chocolate

BLOCK ROSE

A roseta de todos os dias

The everyday rose

La roseta para todos los dias.

Roseta com base metálica fundida de liga de zinco, resistente à corrosão com mola compensadora, reversível, blindada, anti-fricção, anti-ruído, parafusos passantes M4 a 38mm. O puxador não está fixo à base, pode ser removido com ferramenta. Modelo patentado JNF /

Rose with metallic base made in zinc alloy, corrosion resistant, with compensating spring, reversible, armored, anti-friction and anti-noise, M4 through screws to 38mm. The handle is not fixed to the base, it can be removed with a tool. Patented JNF model /

Roseta con base metálica, en aleación de zinco, resistente a la corrosión, con muelle de compensación reversible, blindado, antifricción y antirruído, tornillos passantes M4 a 38 mm. La manilla no está fija a la base, se puede quitar con una herramienta. Modelo patentado JNF.



1 **Corpo em liga de zinco /**
Zinc alloy body /
Cuerpo de aleación de zinc.

2 **Guia para parafusos passantes /**
Guide for trough screws /
Guía para tornillos pasantes /.

3 **Placa de fixação em nylon /**
Nylon fixing plate /
Placa de fijación de nylon.

4 **Pinos conectores /**
Connector assembly pins /
pines conectores.

5 **Mola reforçada /**
Reinforced spring /
Muelle reforzado.

6 **Alojador do puxador em nylon auto lubrificante /**
Lever handle coupling in self lubricant nylon /
Receptor de manilla en nylon autolubrificante.

7 **Placa em liga de zinco /**
Zinc alloy plate /
Placa en aleación de zinc.

8 **Espelho retificado em aço inoxidável /**
Rectified cover in stainless steel /
Espejo rectificado en acero inoxidable.



.P
Mirror
finish

.TB
PVD
Titanium
black

.TG
PVD
Titanium
gold

.TCO
PVD
Titanium
copper

.TCH
PVD
Titanium
chocolate

.P
Mirror
finish

.TB
PVD
Titanium
black

.TG
PVD
Titanium
gold

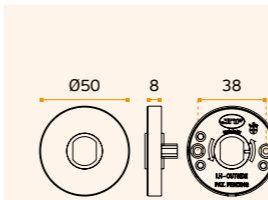
.TCO
PVD
Titanium
copper

.TCH
PVD
Titanium
chocolate



RC08M BLOCK ROSE

Roseta com base metálica fundida de liga de zinco, com mola compensadora / Metallic base made in zinc alloy, with two ways returning spring / **Roseta con base metálica, en aleación de zinco con muelle reversible.**



MATERIAL: EN 1.4301 / AISI 304

ACABAMENTO / FINISH / ACABADO:
STANDARD: SATINADO / SATIN / SATIN

OPTIONAL: PVD TITANIUM COATED

.TB / .TG / .TCO / .TCH



1.000.000 CYCLES



RC08M.P
Polished

RC08M.TB
Titanium Black

RC08M.TG
Titanium Gold

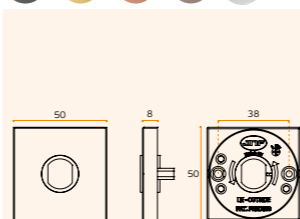
RC08M.TCO
Titanium Copper

RC08M.TCH
Titanium Chocolate



QC08M BLOCK ROSE

Roseta com base metálica fundida de liga de zinco, com mola compensadora / Metallic base made in zinc alloy, with two ways returning spring / **Roseta con base metálica, en aleación de zinco con muelle reversible.**



MATERIAL: EN 1.4301 / AISI 304

ACABAMENTO / FINISH / ACABADO:
STANDARD: SATINADO / SATIN / SATIN

OPTIONAL: PVD TITANIUM COATED

.TB / .TG / .TCO / .TCH



1.000.000 CYCLES



QC08M.P
Polished

QC08M.TB
Titanium Black

QC08M.TG
Titanium Gold

QC08M.TCO
Titanium Copper

QC08M.TCH
Titanium Chocolate

**A roseta
técnica para
profissionais**

 The technical
rose for
professionals

 La roseta
técnica para
profesionales

A JNF DESENVOLVEU A NOVA ROSETA ONE CLICK COM O SISTEMA DE INSTALAÇÃO MAIS RÁPIDA DO MERCADO, A LIGAÇÃO PERFEITA COM OS PUXADORES E COM SISTEMA EASY FIX DA JNF.

Roseta com base metálica fundida de liga de zinco, resistente à corrosão, com mola compensadora, reversível, blindada, anti-fricção, anti-ruído, parafusos passantes M4 a 38mm. O puxador não está fixo à base, pode ser removido com ferramenta JNF.

Modelo JNF patenteado /

JNF HAS DEVELOPED THE NEW ONE CLICK ROSE WITH THE EASIEST AND FASTEST INSTALLATION SYSTEM ON THE MARKET, THE PERFECT CONNECTIONS WITH EASY FIX HANDLES FROM JNF.

Rose with metallic base made in zinc alloy, corrosion resistant, with compensating spring, reversible, armored, anti-friction and anti-noise, M4 through screws to 38mm. The handle is not fixed to the base, it can be removed with a tool. Patented JNF model /

JNF HA DESARROLLADO LA NUEVA ROSETA ONE CLICK CON LO SISTEMA DE INSTALACIÓN MÁS RÁPIDO DEL MERCADO, LA CONEXIÓN PERFECTA CON LAS MANILLAS DEL SISTEMA EASY FIX DE JNF.

Roseta con base metálica, en aleación de zinco, resistente a la corrosión, con muelle de compensación, reversible, blindado, antifricción, antirruído, tornillos passantes M4 a 38 mm. La manilla no está fija a la base, se puede quitar con una herramienta. Modelo patentado JNF.

**Instalação em 7 segundos
com sistema EASY FIX /
Installation in 7 seconds
with EASY FIX system /
Instalación en 7 segundos
con sistema EASY FIX**


1.000.000 CYCLES


1 **Corpo em liga de zinco /**
Zinc alloy body /
Cuerpo de aleación de zinc.

2 **Pino limitador de rotação /**
Rose rotation limitation pins /
Pino limitador de rotación.

3 **Placa de fixação em nylon /**
Nylon fixing sistem /
Placa de fijación de nylon.

4 **Pinos conectores /**
Connector assembly pins /
pines conectores.

5 **Mola reforçada /**
Reinforced spring /
Muelle reforzado.

6 **Alojador do puxador em nylon auto lubrificante /**
Lever handle coupling in self lubricant nylon /
Receptor de manilla en nylon autolubrificante.

7 **Placa em liga de zinco /**
Zinc alloy plate /
Placa en aleación de zinc.

8 **Espelho rectificadado em aço inoxidável /**
Rectified cover in stainless steel /
Espejo rectificadado en acero inoxidable.



.P
Mirror
finish

.TB
PVD
Titanium
black

.TG
PVD
Titanium
gold

.TCO
PVD
Titanium
copper

.TCH
PVD
Titanium
chocolate

.P
Mirror
finish


.TB
PVD
Titanium
black

.TG
PVD
Titanium
gold

.TCO
PVD
Titanium
copper

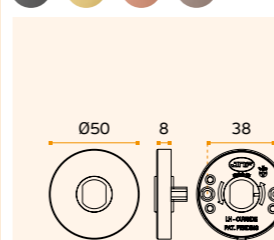
.TCH
PVD
Titanium
chocolate

NEW


RD08M ONE CLICK

Roseta ONE CLICK com o sistema de instalação mais rápida do mercado. / Rose with the easiest and fastest installation system on the market. / roseta ONE CLICK con lo sistema de instalación más rápido del mercado.

.TB .TG .TCO .TCH



MATERIAL: EN 1.4301 / AISI 304

ACABAMENTO / FINISH / ACABADO:
STANDARD: SATINADO / SATIN / SATIN

OPTIONAL: PVD TITANIUM COATED

.TB / .TG / .TCO / .TCH


1.000.000 CYCLES


NEW


 RD08M.P
Polished

 RD08M.TB
Titanium Black

 RD08M.TG
Titanium Gold

 RD08M.TCO
Titanium Copper

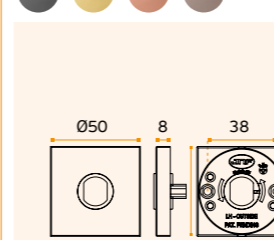
 RD08M.TCH
Titanium Chocolate

NEW


QD08M ONE CLICK

Roseta ONE CLICK com o sistema de instalação mais rápida do mercado. / Rose with the easiest and fastest installation system on the market. / roseta ONE CLICK con lo sistema de instalación más rápido del mercado.

.TB .TG .TCO .TCH



MATERIAL: EN 1.4301 / AISI 304

ACABAMENTO / FINISH / ACABADO:
STANDARD: SATINADO / SATIN / SATIN

OPTIONAL: PVD TITANIUM COATED

.TB / .TG / .TCO / .TCH


1.000.000 CYCLES


NEW


 QD08M.P
Polished

 QD08M.TB
Titanium Black

 QD08M.TG
Titanium Gold

 QD08M.TCO
Titanium Copper

 QD08M.TCH
Titanium Chocolate

S
Security
washer

⊖
Pag.240

⊖
Pag.340

⊖
Pag.264

⊖
Pag.272

⊖
Pag.282

⊖
Thickness
plate

⊖
Normal
key

⊖
European
cylinder

⊖
WC
closure

SF
without
hole

LESS IS MORE HEAVY DUTY

Reduzir ao mínimo a expressão visual e garantir o uso intensivo!

Minimizing visual expression and ensure heavy duty!

Minimizar la expresión visual y garantizar uso intensivo!

THE Nº1 "LESS IS MORE" ROSE IN THE MARKET SINCE 2008

REDUZINDO AO MÍNIMO A EXPRESSÃO DE ALGUNS ELEMENTOS, CONSEGUIM-SE FORMAS DEPURADAS COM MAIOR VALOR ESTÉTICO.

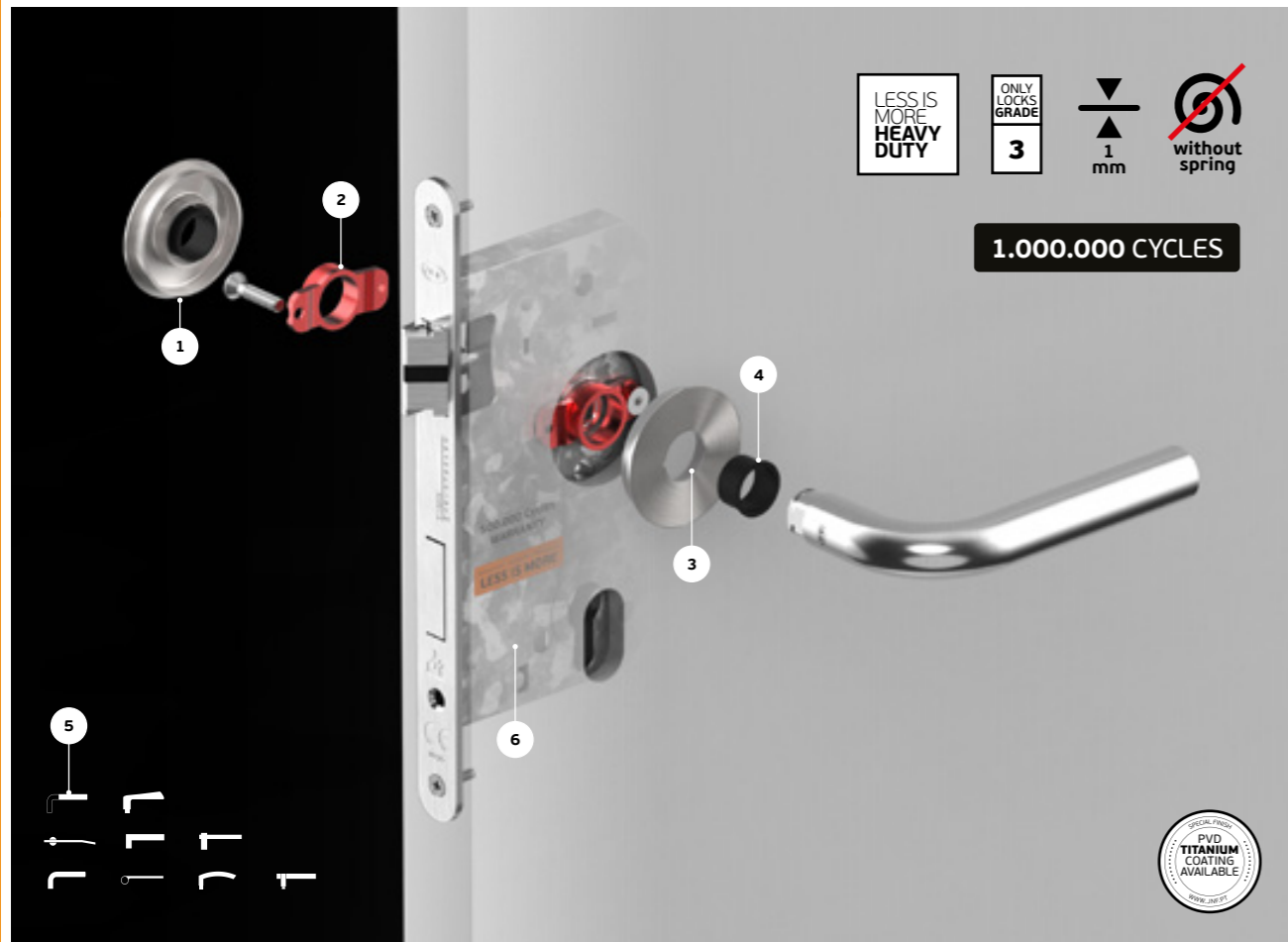
Sistema de roseta aplicável a qualquer modelo de puxador JNF. Apenas 1mm de espessura visível e simultaneamente com as fixações ocultas. Possível aplicar em portas desde 35 a 54mm de espessura.

BY MINIMIZING THE EXPRESSION OF CERTAIN ELEMENTS, IT'S POSSIBLE TO REACH PURIFIED FORMS WITH GREATER AESTHETIC VALUE.

Rose system applicable with any JNF lever handle model. Only 1mm thickness visible and simultaneously with hidden fixings. Possible to use in doors with 35 to 54mm thickness.

REDUCIENDO AL MINIMO LA EXPRESSION DE ALGUNOS ELEMENTOS SE CONSIGUEN FORMAS DEPURADAS CON MAYOR VALOR ESTÉTICO.

Sistema de roseta aplicável a cualquier modelo de manilla JNF. Sólo con 1mm de espesor visible y simultáneamente con las fijaciones ocultas. Posible de aplicar en puertas con 35 a 54mm de espesor.



LESS IS MORE / LESS IS MORE

- 1 Espelho reforçado em aço inox 1mm visível / Stainless steel reinforced cover base with visible 1mm / Roseta reforçada em aço inox com 1mm visível.
- 2 Base metálica estriada com fixação para parafuso DIN 7991 M4x20mm / Metallic base with fixing for DIN 7991 M4x20mm screw / Base metálica estriada com fixação para tornillo DIN 7991 M4x20mm.
- 3 Fixação do espelho por rosca / Cover fixing by thread / fijación de cubierta por hilo de rosca

- 4 Anilha de nylon auto-lubrificante / Self-lubricating nylon washer / Arandela de nylon autolubrificante
- 5 Permite aplicar qualquer modelo de puxador JNF / Possible to install with any JNF lever handle.



3 GRADE

Uso recomendado com fechaduras de grau 3 e preparadas para "LESS IS MORE"

Recommended use with grade 3 locks and "LESS IS MORE" type

Uso recomendado con cerraduras de grado 3 y tipo "LESS IS MORE"

.P Mirror finish

.TB PVD Titanium black

.TG PVD Titanium gold

.TCO PVD Titanium copper

.TCH PVD Titanium chocolate

.P Mirror finish

.TB PVD Titanium black

.TG PVD Titanium gold

.TCO PVD Titanium copper

.TCH PVD Titanium chocolate

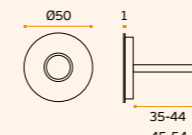


R01M LESS IS MORE HEAVY DUTY

R01M.35 LESS IS MORE HEAVY DUTY R01M.45 LESS IS MORE HEAVY DUTY

Roseta aplicável a qualquer modelo de puxador JNF / Rose system applicable with any JNF lever handle model / Roseta aplicável a cualquier modelo de manilla JNF.

.TB .TG .TCO .TCH



MATERIAL: EN 1.4301 / AISI 304

ACABAMENTO / FINISH / ACABADO: STANDARD: SATINADO / SATIN / SATIN

OPTIONAL: PVD TITANIUM COATED

.TB / .TG / .TCO / .TCH

1.000.000 CYCLES

3 ONLY LOCKS GRADE

1 mm without spring



R01M.TB Titanium Black



R01M.TG Titanium Gold



R01M.TCO Titanium Copper



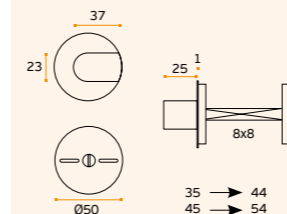
R01M.TCH Titanium Chocolate



IN.04.004.35 IN.04.004.45

Fecho de WC com indicador "Livre / Ocupado" / Bathroom lock with indicator "Vacant / Occupied" / Cierre de baño con indicador "Libre / Ocupado".

.TB .TG .TCO .TCH



MATERIAL: EN 1.4301 / AISI 304

ACABAMENTO / FINISH / ACABADO: STANDARD: SATINADO / SATIN / SATIN

OPTIONAL: PVD TITANIUM COATED

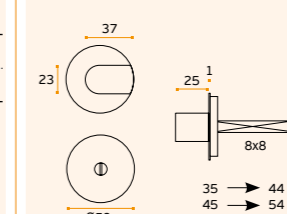
.TB / .TG / .TCO / .TCH



IN.04.006.35 IN.04.006.45

Fecho de WC sem indicador / Bathroom lock without indicator / Cierre de baño sin el indicador.

.TB .TG .TCO .TCH



MATERIAL: EN 1.4301 / AISI 304

ACABAMENTO / FINISH / ACABADO: STANDARD: SATINADO / SATIN / SATIN

OPTIONAL: PVD TITANIUM COATED

.TB / .TG / .TCO / .TCH

Pag.240

Pag.340

Pag.264

Pag.272

Pag.282

Security washer

Thickness plate

Normal key

European cylinder

WC closure

without hole

LESS IS MORE
HEAVY DUTY

Reduzir ao mínimo a expressão visual e garantir o uso intensivo!

Minimizing visual expression and ensure heavy duty!

Minimizar la expresión visual y garantizar uso intensivo!

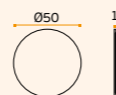
THE Nº1
"LESS IS MORE"
ROSE IN THE
MARKET SINCE
2008



IN.04.RC01M
Entrada de chave metálica cega /
Metallic blind key hole /
Bocallave metálica ciega.



MATERIAL: EN 1.4301 / AISI 304
ACABAMENTO / FINISH / ACABADO:
STANDARD: SATINADO / SATIN / SATIN
OPTIONAL: PVD TITANIUM COATED
.TB / .TG / .TCO / .TCH



LESS IS MORE

.P
Mirror
finish

.TB
PVD
Titanium
black

.TG
PVD
Titanium
gold

.TCO
PVD
Titanium
copper

.TCH
PVD
Titanium
chocolate

LESS IS MORE
HEAVY DUTY



IN.04.RP01N
Entrada de chave metálica para chave normal /
Metallic key hole for normal key /
Bocallave metálica para llave normal.



MATERIAL: EN 1.4301 / AISI 304
ACABAMENTO / FINISH / ACABADO:
STANDARD: SATINADO / SATIN / SATIN
OPTIONAL: PVD TITANIUM COATED
.TB / .TG / .TCO / .TCH



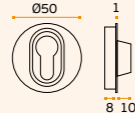
LESS IS MORE



IN.04.RY01M
Entrada de chave metálica para cilindro /
Metallic key hole for european cylinder /
Bocallave metálica para bombillo.



MATERIAL: EN 1.4301 / AISI 304
ACABAMENTO / FINISH / ACABADO:
STANDARD: SATINADO / SATIN / SATIN
OPTIONAL: PVD TITANIUM COATED
.TB / .TG / .TCO / .TCH



LESS IS MORE



IN.04.RY01MB
Entrada de chave metálica para cilindro europeu /
Metallic key hole for european cylinder /
Bocallave metálica para bombillo europeu.



MATERIAL: EN 1.4301 / AISI 304
ACABAMENTO / FINISH / ACABADO:
STANDARD: SATINADO / SATIN / SATIN
OPTIONAL: PVD TITANIUM COATED
.TB / .TG / .TCO / .TCH



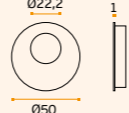
LESS IS MORE



IN.04.RK01M
Entrada de cilindro Suíço /
Swiss cylinder key hole /
Bocallave para bombillo Suizo.



MATERIAL: EN 1.4301 / AISI 304
ACABAMENTO / FINISH / ACABADO:
STANDARD: SATINADO / SATIN / SATIN
OPTIONAL: PVD TITANIUM COATED
.TB / .TG / .TCO / .TCH



LESS IS MORE

Pag.240

Pag.340

Pag.264

Pag.272

Pag.282

ADHESIVE
3M

ADHESIVE
3M

LESS IS MORE HEAVY DUTY

Reduzir ao mínimo a expressão visual e garantir o uso intensivo!

Minimizing visual expression and ensure heavy duty!

Minimizar la expresión visual y garantizar uso intensivo!

THE Nº1 "LESS IS MORE" ROSE IN THE MARKET SINCE 2008

REDUZINDO AO MÍNIMO A EXPRESSÃO DE ALGUNS ELEMENTOS, CONSEGUIM-SE FORMAS DEPURADAS COM MAIOR VALOR ESTÉTICO.

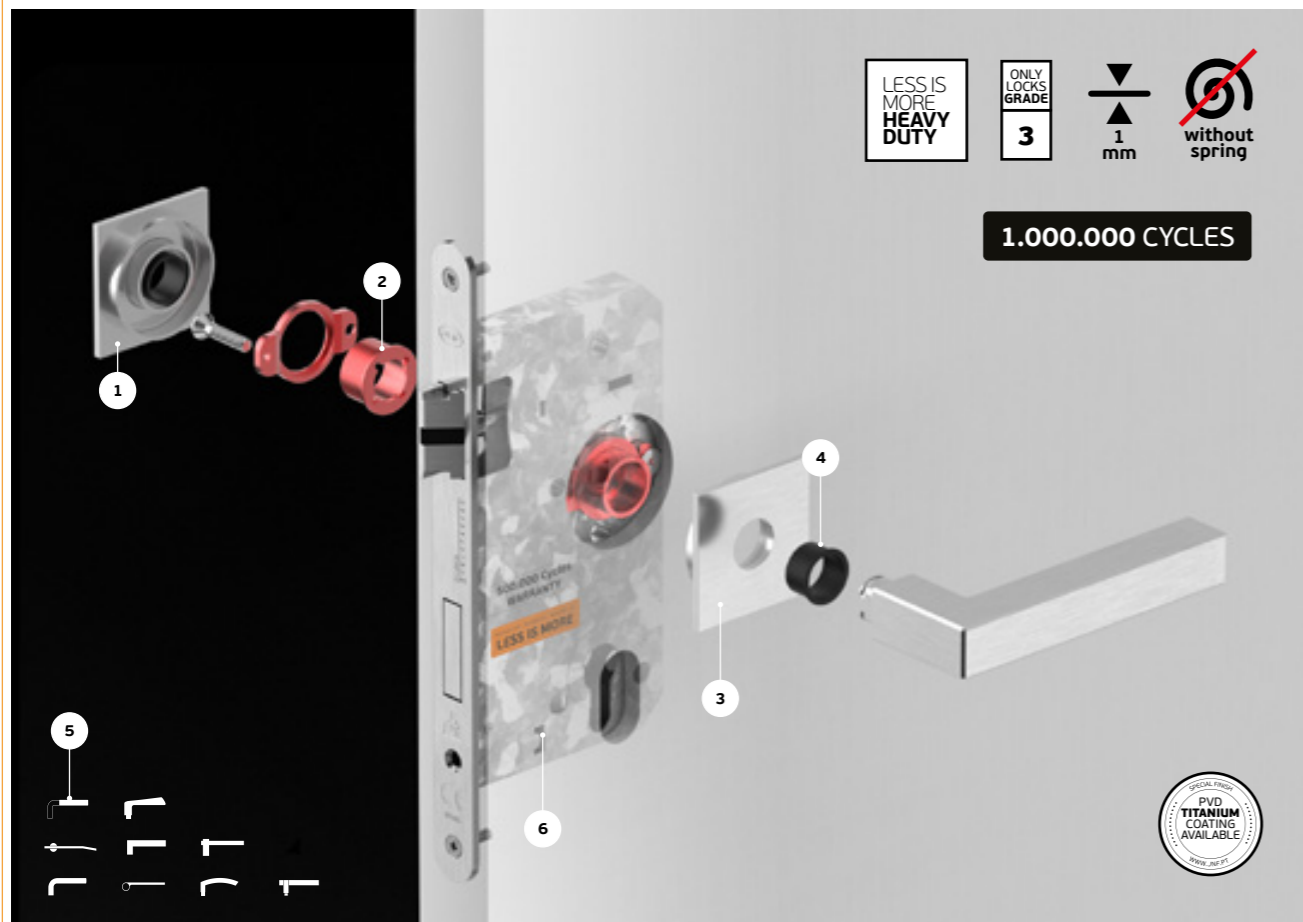
Sistema de roseta aplicável a qualquer modelo de puxador JNF. Apenas 1mm de espessura visível e simultaneamente com as fixações ocultas. Possível aplicar em portas desde 35 a 54mm de espessura.

BY MINIMIZING THE EXPRESSION OF CERTAIN ELEMENTS, IT'S POSSIBLE TO REACH PURIFIED FORMS WITH GREATER AESTHETIC VALUE.

Rose system applicable with any JNF lever handle model. Only 1mm thickness visible and simultaneously with hidden fixings. Possible to use in doors with 35 to 54mm thickness.

REDUCIENDO AL MINIMO LA EXPRESSION DE ALGUNOS ELEMENTOS SE CONSIGUEN FORMAS DEPURADAS CON MAYOR VALOR ESTÉTICO.

Sistema de roseta aplicável a cualquier modelo de manilla JNF. Sólo con 1mm de espesor visible y simultáneamente con las fijaciones ocultas. Posible de aplicar en puertas con 35 a 54mm de espesor.



LESS IS MORE HEAVY DUTY

- 1 Espelho reforçado em aço inox 1mm visível / Stainless steel reinforced cover base with visible 1mm / Roseta reforçada em aço inox com 1mm visível.
- 2 Base metálica estriada com fixação para parafuso DIN 7991 M4x20mm / Metallic base with fixing for DIN 7991 M4x20mm screw / Base metálica estriada com fixação para tornillo DIN 7991 M4x20mm.
- 3 Fixação do espelho por rosca / Cover fixing by thread / fijación de cubierta por hilo de rosca

- 4 Anilha de nylon auto-lubrificante / Self-lubricating nylon washer / Arandela de nylon autolubrificante
- 5 Permite aplicar qualquer modelo de puxador JNF / Possible to install with any JNF lever handle.



3 GRADE

Usado recomendado com fechaduras de grau 3 e preparadas para "LESS IS MORE"

Recommended use with grade 3 locks and "LESS IS MORE" type

Usado recomendado con cerraduras de grado 3 y tipo "LESS IS MORE"

.P Mirror finish

.TB PVD Titanium black

.TG PVD Titanium gold

.TCO PVD Titanium copper

.TCH PVD Titanium chocolate

.P Mirror finish

.TB PVD Titanium black

.TG PVD Titanium gold

.TCO PVD Titanium copper

.TCH PVD Titanium chocolate



Q03M
Roseta aplicável a qualquer modelo de puxador JNF / Roseta aplicável a cualquier modelo de manilla JNF / Rose system applicable with any JNF lever handle model.

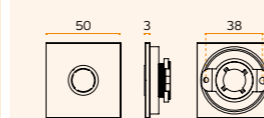
.TB .TG .TCO .TCH

MATERIAL: EN 1.4301 / AISI 304

ACABAMENTO / FINISH / ACABADO: STANDARD: SATINADO / SATIN / SATIN

OPTIONAL: PVD TITANIUM COATED

.TB / .TG / .TCO / .TCH



LESS IS MORE



IN.04.QY03MB
Entrada de chave metálica para cilindro europeu / Metallic key hole for european cylinder / Bocallave metálica para bombillo europeo.

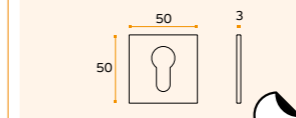
.TB .TG .TCO .TCH

MATERIAL: EN 1.4301 / AISI 304

ACABAMENTO / FINISH / ACABADO: STANDARD: SATINADO / SATIN / SATIN

OPTIONAL: PVD TITANIUM COATED

.TB / .TG / .TCO / .TCH



LESS IS MORE

ADHESIVE 3M



IN.04.QP03M
Entrada de chave metálica para chave normal / Metallic key hole for normal key / Bocallave metálica para llave normal.

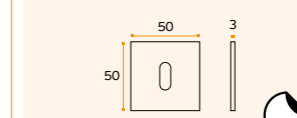
.TB .TG .TCO .TCH

MATERIAL: EN 1.4301 / AISI 304

ACABAMENTO / FINISH / ACABADO: STANDARD: SATINADO / SATIN / SATIN

OPTIONAL: PVD TITANIUM COATED

.TB / .TG / .TCO / .TCH



LESS IS MORE

ADHESIVE 3M



IN.04.QY03M
Entrada de chave metálica para cilindro / Metallic key hole for european cylinder / Bocallave metálica para bombillo.

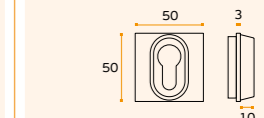
.TB .TG .TCO .TCH

MATERIAL: EN 1.4301 / AISI 304

ACABAMENTO / FINISH / ACABADO: STANDARD: SATINADO / SATIN / SATIN

OPTIONAL: PVD TITANIUM COATED

.TB / .TG / .TCO / .TCH



LESS IS MORE



Pag.240



Pag.340



Pag.264



Pag.272



Pag.282



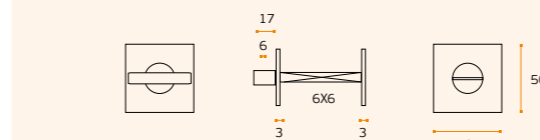
IN.04.014
Fecho de WC sem indicador de cor "Livre/Ocupado" / Bathroom lock without colour indicator / Cierre de baño sin el indicador del color

.TB .TG .TCO .TCH

MATERIAL: EN 1.4301 / AISI 304

ACABAMENTO / FINISH / ACABADO: STANDARD: SATINADO / SATIN / SATIN

OPTIONAL: PVD TITANIUM COATED .TB / .TG / .TCO / .TCH



LESS IS MORE



IN.04.QC03M
Entrada de chave metálica cega / Metallic blind key hole / Bocallave metálica ciega.

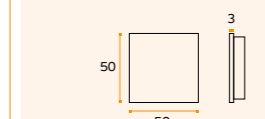
.TB .TG .TCO .TCH

MATERIAL: EN 1.4301 / AISI 304

ACABAMENTO / FINISH / ACABADO: STANDARD: SATINADO / SATIN / SATIN

OPTIONAL: PVD TITANIUM COATED

.TB / .TG / .TCO / .TCH



LESS IS MORE



IN.04.QK03M
Entrada de cilindro Suíço / Swiss cylinder key hole / Bocallave para bombillo Suíço.

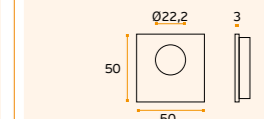
.TB .TG .TCO .TCH

MATERIAL: EN 1.4301 / AISI 304

ACABAMENTO / FINISH / ACABADO: STANDARD: SATINADO / SATIN / SATIN

OPTIONAL: PVD TITANIUM COATED

.TB / .TG / .TCO / .TCH



LESS IS MORE



O original "sem roseta" está aqui!

The original "no rose" it's here!

El original "sin roseta" ya aqui!

EVEN LESS

ONLY LOCKS GRADE 3

1 mm without spring

500.000 CYCLES

PVD TITANIUM COATING AVAILABLE

R01S EVEN LESS
Roseta aplicável a qualquer modelo de puxador JNF / Rose system applicable with any JNF lever handle model / Roseta aplicable a cualquier modelo de manilla JNF.

MATERIAL: EN 1.4301 / AISI 304
ACABAMENTO / FINISH / ACABADO: STANDARD: SATINADO / SATIN / SATIN

1 Espelho em aço inox 1mm visível / Stainless steel cover base with visible 1mm / Roseta en acero inox con 1mm visible.

2 Base metálica estriada / Threaded metallic base / Base metálica roscada

3 Anilha de nylon auto-lubrificante / Self-lubricating nylon washer / Arandela de nylon autolubrificante

4 Uso recomendado com fechaduras de grau 3. Recommended use with grade 3 locks. / Uso recomendado con cerraduras de grado 3.

Permite aplicar qualquer modelo de puxador JNF / Possible to install with any JNF lever handle.

Ø25 1 1
Entalhe / Cut out / Taladro

EVEN LESS

R01S EVEN LESS
Roseta aplicável a qualquer modelo de puxador JNF / Rose system applicable with any JNF lever handle model / Roseta aplicable a cualquier modelo de manilla JNF.

MATERIAL: EN 1.4301 / AISI 304
ACABAMENTO / FINISH / ACABADO: STANDARD: SATINADO / SATIN / SATIN

Ø25 1 1
Entalhe / Cut out / Taladro

EVEN LESS

- .P Mirror finish
- .TB PVD Titanium black
- .TG PVD Titanium gold
- .TCO PVD Titanium copper
- .TCH PVD Titanium chocolate
- .P Mirror finish
- .TB PVD Titanium black
- .TG PVD Titanium gold
- .TCO PVD Titanium copper
- .TCH PVD Titanium chocolate



O original "sem roseta" está aqui!

The original "no rose" it's here!

El original "sin roseta" ya aqui!

EVEN LESS

ONLY LOCKS GRADE 3

1 mm without spring

500.000 CYCLES

PVD TITANIUM COATING AVAILABLE

Q01S EVEN LESS
Roseta aplicável a qualquer modelo de puxador JNF / Rose system applicable with any JNF lever handle model / Roseta aplicable a cualquier modelo de manilla JNF.

MATERIAL: EN 1.4301 / AISI 304
ACABAMENTO / FINISH / ACABADO: STANDARD: SATINADO / SATIN / SATIN

1 Espelho em aço inox 1mm visível / Stainless steel cover base with visible 1mm / Roseta en acero inox con 1mm visible.

2 Base metálica estriada / Threaded metallic base / Base metálica roscada

3 Anilha de nylon auto-lubrificante / Self-lubricating nylon washer / Arandela de nylon autolubrificante

4 Uso recomendado com fechaduras de grau 3. Recommended use with grade 3 locks. / Uso recomendado con cerraduras de grado 3.

Permite aplicar qualquer modelo de puxador JNF / Possible to install with any JNF lever handle.

Ø25 1 1
Entalhe / Cut out / Taladro

EVEN LESS

Q01S EVEN LESS
Roseta aplicável a qualquer modelo de puxador JNF / Rose system applicable with any JNF lever handle model / Roseta aplicable a cualquier modelo de manilla JNF.

MATERIAL: EN 1.4301 / AISI 304
ACABAMENTO / FINISH / ACABADO: STANDARD: SATINADO / SATIN / SATIN

Ø25 1 1
Entalhe / Cut out / Taladro

EVEN LESS

IN.04.RP01S
Entrada de chave metálica para chave normal / Metallic key hole for normal key / Bocallave metálica para llave normal.

MATERIAL: EN 1.4301 / AISI 304
ACABAMENTO / FINISH / ACABADO: STANDARD: SATINADO / SATIN / SATIN

Ø25 1 1
Entalhe / Cut out / Taladro

EVEN LESS

IN.04.RY01S
Entrada de chave metálica para cilindro europeu / Metallic key hole for european cylinder / Bocallave metálica para bombillo europeo.

MATERIAL: EN 1.4301 / AISI 304
ACABAMENTO / FINISH / ACABADO: STANDARD: SATINADO / SATIN / SATIN

Ø25 1 1
Entalhe / Cut out / Taladro

EVEN LESS

IN.04.009.35 EVEN LESS
IN.04.009.45 EVEN LESS
Fecho de WC Sem indicador de cor "Livre/Ocupado" / Bathroom lock without colour indicator "Vacant / Occupied" / Cierre de baño sin el indicador del color "Libre/Ocupado".

MATERIAL: EN 1.4301 / AISI 304
ACABAMENTO / FINISH / ACABADO: STANDARD: SATINADO / SATIN / SATIN

Ø25 1 31 1 25
Entalhe / Cut out / Taladro

35 → 44
45 → 54

EVEN LESS

- Pag.240
- Pag.340
- Pag.264
- Pag.272
- Pag.282
- Security washer
- Thickness plate
- Normal key
- European cylinder
- WC closure
- without hole

IN.04.QP01S
Entrada de chave metálica para chave normal / Metallic key hole for normal key / Bocallave metálica para llave normal.

MATERIAL: EN 1.4301 / AISI 304
ACABAMENTO / FINISH / ACABADO: STANDARD: SATINADO / SATIN / SATIN

Ø25 1 1
Entalhe / Cut out / Taladro

EVEN LESS

IN.04.QY01S
Entrada de chave metálica para cilindro europeu / Metallic key hole for european cylinder / Bocallave metálica para bombillo europeo.

MATERIAL: EN 1.4301 / AISI 304
ACABAMENTO / FINISH / ACABADO: STANDARD: SATINADO / SATIN / SATIN

Ø25 1 1
Entalhe / Cut out / Taladro

EVEN LESS

IN.04.010.35 EVEN LESS
IN.04.010.45 EVEN LESS
Fecho de WC sem indicador de cor "Livre/Ocupado" / Bathroom lock without colour indicator "Vacant / Occupied" / Cierre de baño sin el indicador del color "Libre/Ocupado".

MATERIAL: EN 1.4301 / AISI 304
ACABAMENTO / FINISH / ACABADO: STANDARD: SATINADO / SATIN / SATIN

Ø25 1 31 25 25
Entalhe / Cut out / Taladro

35 → 44
45 → 54

EVEN LESS

LESS IS MORE
Light
version

Reduzindo ao mínimo
a expressão visual

Minimizing visual
expression!

Minimizar la
expresión visual!

LESS IS MORE
Light version

ONLY LOCKS GRADE 3
ADHESIVE 3M
1 mm
without spring

200.000 CYCLES

R01N 2

LESS IS MORE
Light version

1 Espelho em aço inox 1mm /
Stainless steel cover base with 1mm /
Roseta em acero inox con 1mm.

2 Fixação do espelho com adesivo 3M /
Cover fixing with 3M adhesive
Fijación de cubierta con adhesivo 3M

3 Anilha de nylon auto-lubrificante
Self-lubricating nylon washer /
Arandela de nylon autolubrificante

4 Uso recomendado com fechaduras de grau 3.
Recommended use with grade 3 locks.
Uso recomendado con cerraduras de grado 3.

Permite aplicar qualquer
modelo de puxador JNF /
Possible to install with
any JNF lever handle.

MATERIAL: EN 1.4301 / AISI 304
ACABAMENTO / FINISH / ACABADO:
STANDARD: SATINADO / SATIN / SATIN
OPTIONAL: PVD TITANIUM COATED
.TB / .TG / .TCO / .TCH

Ø50 1 18,3 9 019

Entalhe /
Cut out /
Taladro



R01N
Roseta aplicável a qualquer
modelo de puxador JNF / Roseta
aplicable a cualquier modelo de
manilla JNF / Rose system applicable
with any JNF lever handle model.

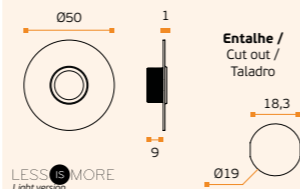
.TB .TG .TCO .TCH

MATERIAL: EN 1.4301 / AISI 304

ACABAMENTO / FINISH / ACABADO:
STANDARD: SATINADO / SATIN / SATIN

OPTIONAL: PVD TITANIUM COATED

.TB / .TG / .TCO / .TCH



.P
Mirror
finish

.TB
PVD
Titanium
black

.TG
PVD
Titanium
gold

.TCO
PVD
Titanium
copper

.TCH
PVD
Titanium
chocolate

.P
Mirror
finish

.TB
PVD
Titanium
black

.TG
PVD
Titanium
gold

.TCO
PVD
Titanium
copper

.TCH
PVD
Titanium
chocolate

LESS IS MORE
Light
version

Reduzindo ao mínimo
a expressão visual

Minimizing visual
expression!

Minimizar la
expresión visual!

LESS IS MORE
Light version

ONLY LOCKS GRADE 3
ADHESIVE 3M
1 mm
without spring

200.000 CYCLES

Q01N 2

LESS IS MORE
Light version

1 Espelho em aço inox 1mm /
Stainless steel cover base with 1mm /
Roseta em acero inox con 1mm.

2 Fixação do espelho com adesivo 3M /
Cover fixing with 3M adhesive
Fijación de cubierta con adhesivo 3M

3 Anilha de nylon auto-lubrificante
Self-lubricating nylon washer /
Arandela de nylon autolubrificante

4 Uso recomendado com fechaduras de grau 3.
Recommended use with grade 3 locks.
Uso recomendado con cerraduras de grado 3.

Permite aplicar qualquer
modelo de puxador JNF /
Possible to install with
any JNF lever handle.

MATERIAL: EN 1.4301 / AISI 304
ACABAMENTO / FINISH / ACABADO:
STANDARD: SATINADO / SATIN / SATIN
OPTIONAL: PVD TITANIUM COATED
.TB / .TG / .TCO / .TCH

50 1 18,3 9 019

Entalhe /
Cut out /
Taladro



Q01N
Roseta aplicável a qualquer
modelo de puxador JNF / Roseta
aplicable a cualquier modelo de
manilla JNF / Rose system applicable
with any JNF lever handle model.


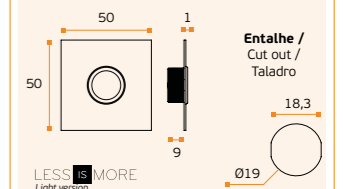
.TB .TG .TCO .TCH

MATERIAL: EN 1.4301 / AISI 304

ACABAMENTO / FINISH / ACABADO:
STANDARD: SATINADO / SATIN / SATIN

OPTIONAL: PVD TITANIUM COATED

.TB / .TG / .TCO / .TCH



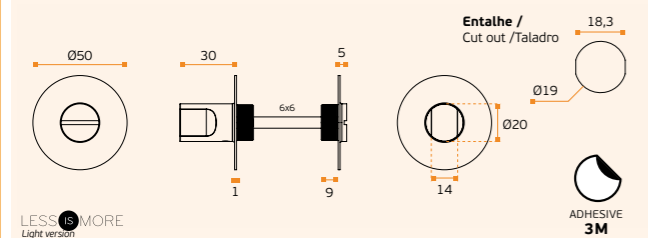
IN.04.003
Fecho de WC sem indicador "Livre/Ocupado"
Bathroom lock without color indicator /
Cierre de baño sin indicador.

.TB .TG .TCO .TCH

MATERIAL: EN 1.4301 / AISI 304

ACABAMENTO / FINISH / ACABADO: STANDARD: SATINADO / SATIN / SATIN

OPTIONAL: PVD TITANIUM COATED .TB / .TG / .TCO / .TCH



IN.04.RP01N
Entrada de chave metálica para
chave normal / Metallic key hole for
normal key / Bocallave metálica para
lave normal.

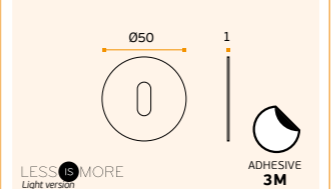
.TB .TG .TCO .TCH

MATERIAL: EN 1.4301 / AISI 304

ACABAMENTO / FINISH / ACABADO:
STANDARD: SATINADO / SATIN / SATIN

OPTIONAL: PVD TITANIUM COATED

.TB / .TG / .TCO / .TCH



IN.04.RY01MB
Entrada de chave metálica para
cilindro europeu / Metallic key hole for
european cylinder / Bocallave metálica para
lave normal.

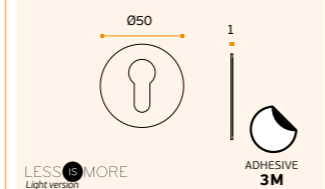
.TB .TG .TCO .TCH

MATERIAL: EN 1.4301 / AISI 304

ACABAMENTO / FINISH / ACABADO:
STANDARD: SATINADO / SATIN / SATIN

OPTIONAL: PVD TITANIUM COATED

.TB / .TG / .TCO / .TCH



Security
washer

Thickness
plate

Normal
key

European
cylinder

WC
closure

SF
without
hole

Security
washer

Thickness
plate

Normal
key

European
cylinder

WC
closure

SF
without
hole



IN.04.QP01N
Entrada de chave metálica para
chave normal / Metallic key hole for
normal key / Bocallave metálica para
lave normal.

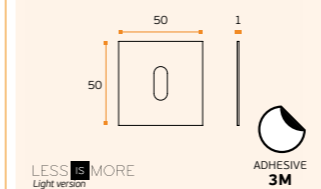
.TB .TG .TCO .TCH

MATERIAL: EN 1.4301 / AISI 304

ACABAMENTO / FINISH / ACABADO:
STANDARD: SATINADO / SATIN / SATIN

OPTIONAL: PVD TITANIUM COATED

.TB / .TG / .TCO / .TCH



IN.04.QY01N
Entrada de chave metálica para
cilindro europeu / Metallic key hole for
european cylinder / Bocallave metálica
para bombillo.

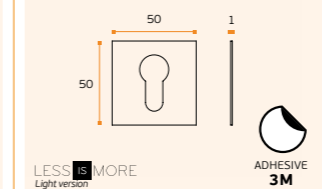
.TB .TG .TCO .TCH

MATERIAL: EN 1.4301 / AISI 304

ACABAMENTO / FINISH / ACABADO:
STANDARD: SATINADO / SATIN / SATIN

OPTIONAL: PVD TITANIUM COATED

.TB / .TG / .TCO / .TCH



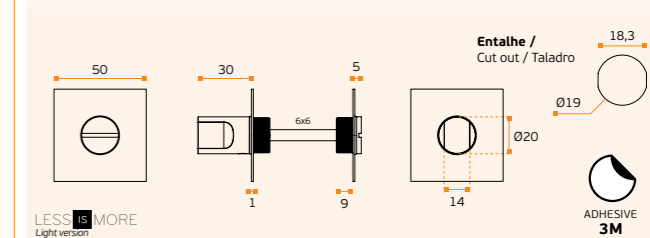
IN.04.013
Fecho de WC sem indicador /
Bathroom lock without indicator /
Cierre de baño sin el indicador.

.TB .TG .TCO .TCH

MATERIAL: EN 1.4301 / AISI 304

ACABAMENTO / FINISH / ACABADO: STANDARD: SATINADO / SATIN / SATIN

OPTIONAL: PVD TITANIUM COATED .TB / .TG / .TCO / .TCH



EVEN LESS
Light
version

Reduzindo ao mínimo
a expressão visual

Minimizing visual
expression!

Minimizar la
expresión visual!

EVEN LESS Light version

ONLY LOCKS GRADE 3
ADHESIVE 3M
1 mm
without spring

200.000 CYCLES

RO1NS 2
EVEN LESS Light version

RO1NS
Roseta aplicável a qualquer modelo de puxador JNF / Rose system applicable with any JNF lever handle model / Roseta aplicable a cualquier modelo de manilla JNF.

.TB .TG .TCO .TCH
MATERIAL: EN 1.4301 / AISI 304
ACABAMENTO / FINISH / ACABADO: STANDARD: SATINADO / SATIN / SATIN

1 Espelho em aço inox 1mm / Stainless steel cover base with 1mm / Roseta en acero inox con 1mm.
2 Fixação do espelho com adesivo 3M / Cover fixing with 3M adhesive / Fijación de cubierta con adhesivo 3M
3 Anilha de nylon auto-lubrificante / Self-lubricating nylon washer / Arandela de nylon autolubrificante
4 Uso recomendado com fechaduras de grau 3. / Recommended use with grade 3 locks. / Uso recomendado con cerraduras de grado 3.

Entalhe / Cut out / Taladro
Ø25 1 18,3 9 019

Permite aplicar qualquer modelo de puxador JNF / Possible to install with any JNF lever handle.

EVEN LESS
Light
version

Reduzindo ao mínimo
a expressão visual

Minimizing visual
expression!

Minimizar la
expresión visual!

EVEN LESS Light version

ONLY LOCKS GRADE 3
1 mm
without spring
ADHESIVE 3M

200.000 CYCLES

QO1NS 2
EVEN LESS Light version

QO1NS
Roseta aplicável a qualquer modelo de puxador JNF / Rose system applicable with any JNF lever handle model / Roseta aplicable a cualquier modelo de manilla JNF.

.TB .TG .TCO .TCH
MATERIAL: EN 1.4301 / AISI 304
ACABAMENTO / FINISH / ACABADO: STANDARD: SATINADO / SATIN / SATIN

1 Espelho em aço inox 1mm / Stainless steel cover base with 1mm / Roseta en acero inox con 1mm.
2 Fixação do espelho com adesivo 3M / Cover fixing with 3M adhesive / Fijación de cubierta con adhesivo 3M
3 Anilha de nylon auto-lubrificante / Self-lubricating nylon washer / Arandela de nylon autolubrificante
4 Uso recomendado com fechaduras de grau 3. / Recommended use with grade 3 locks. / Uso recomendado con cerraduras de grado 3.

Entalhe / Cut out / Taladro
25 1 18,3 9 019

Permite aplicar qualquer modelo de puxador JNF / Possible to install with any JNF lever handle.

IN.04.RP01NS
Entrada de chave metálica para chave normal / Metallic key hole for normal key / Bocallave metálica para llave normal.

.TB .TG .TCO .TCH
MATERIAL: EN 1.4301 / AISI 304
ACABAMENTO / FINISH / ACABADO: STANDARD: SATINADO / SATIN / SATIN

Entalhe / Cut out / Taladro
Ø25 1 18,3 9 019

EVEN LESS Light version
ADHESIVE 3M

IN.04.RY01S
Entrada de chave metálica para cilindro europeu / Metallic key hole for european cylinder / Bocallave metálica para bombillo europeo.

.TB .TG .TCO .TCH
MATERIAL: EN 1.4301 / AISI 304
ACABAMENTO / FINISH / ACABADO: STANDARD: SATINADO / SATIN / SATIN

Entalhe / Cut out / Taladro
41,5 25,5 1 18,3 9 019

EVEN LESS Light version
ADHESIVE 3M

IN.04.008 EVEN LESS
Fecho de WC sem indicador de cor "Livre/Ocupado" / Bathroom lock without colour indicator "Vacant / Occupied" / Cierre de baño sin el indicador del color "Libre/Ocupado".

.TB .TG .TCO .TCH
MATERIAL: EN 1.4301 / AISI 304
ACABAMENTO / FINISH / ACABADO: STANDARD: SATINADO / SATIN / SATIN

Entalhe / Cut out / Taladro
Ø20 30 5 25 18,3 14 9 019

EVEN LESS Light version

Security washer
Pag.240
Thickness plate
Pag.340
Normal key
Pag.264
European cylinder
Pag.272
WC closure
Pag.282
without hole

IN.04.QP01NS
Entrada de chave metálica para chave normal / Metallic key hole for normal key / Bocallave metálica para llave normal.

.TB .TG .TCO .TCH
MATERIAL: EN 1.4301 / AISI 304
ACABAMENTO / FINISH / ACABADO: STANDARD: SATINADO / SATIN / SATIN

Entalhe / Cut out / Taladro
25 1 18,3 9 019

EVEN LESS Light version
ADHESIVE 3M

IN.04.QY01S
Entrada de chave metálica para cilindro europeu / Metallic key hole for european cylinder / Bocallave metálica para bombillo europeo.

.TB .TG .TCO .TCH
MATERIAL: EN 1.4301 / AISI 304
ACABAMENTO / FINISH / ACABADO: STANDARD: SATINADO / SATIN / SATIN

Entalhe / Cut out / Taladro
41,5 25,5 1 18,3 9 019

EVEN LESS Light version
ADHESIVE 3M

IN.04.008 EVEN LESS
Fecho de WC sem indicador de cor "Livre/Ocupado" / Bathroom lock without colour indicator "Vacant / Occupied" / Cierre de baño sin el indicador del color "Libre/Ocupado".

.TB .TG .TCO .TCH
MATERIAL: EN 1.4301 / AISI 304
ACABAMENTO / FINISH / ACABADO: STANDARD: SATINADO / SATIN / SATIN

Entalhe / Cut out / Taladro
Ø20 30 5 25 18,3 14 9 019

EVEN LESS Light version

ROSETAS / ROSES / ROSETAS

PUXADORES E ACESSÓRIOS /
 LEVER HANDLES AND ACCESSORIES /
 MANILLAS Y ACCESORIOS.

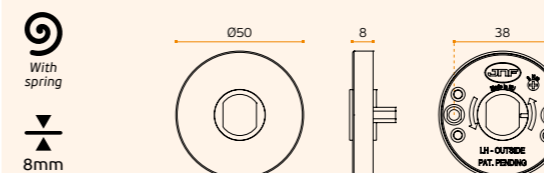


RC08N

Roseta com base em nylon, reversível e com mola /
 Rose with nylon base, reversível and with spring /
 Roseta con base en nylon reversible y con muelle.

MATERIAL: EN 1.4301 / AISI 304

ACABAMENTO / FINISH / ACABADO STANDARD: SATINADO / SATIN / SATIN



200.000 CYCLES

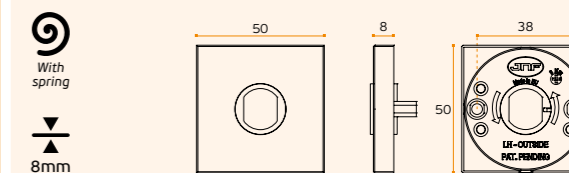


QC08N

Roseta com base em nylon, reversível e com mola /
 Rose with nylon base, reversível and with spring /
 Roseta con base en nylon reversible y con muelle.

MATERIAL: EN 1.4301 / AISI 304

ACABAMENTO / FINISH / ACABADO STANDARD: SATINADO / SATIN / SATIN



200.000 CYCLES

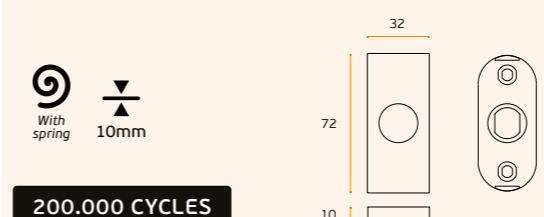


RT32M

Roseta com base metálica fundida de liga de zinco, resistente à corrosão com mola compensadora reversível, blindada, anti-fricção e anti-ruído. O puxador não está fixo à base, pode ser removido. Modelo JNF patenteado / Metallic base made in zinc alloy, with two ways returning spring, no friction and no noise. The spring it's in a closed and protected box. The handle it's not fixed to the base, can be removed. Patented JNF model / Roseta con base metálica, en aleación de zinc con muelle reversible blindada sin fricción y sin ruido. La manilla no está fija a la base. Modelo patentado. JNF.

MATERIAL: EN 1.4301 / AISI 304

ACABAMENTO / FINISH / ACABADO STANDARD: SATINADO / SATIN / SATIN



200.000 CYCLES

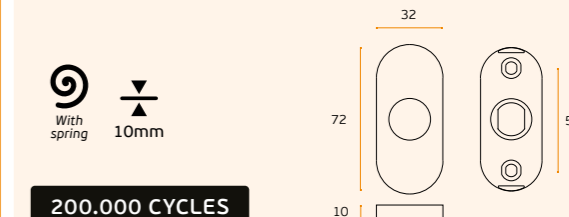


O32M

Roseta com base metálica fundida de liga de zinco, resistente à corrosão com mola compensadora reversível, blindada, anti-fricção e anti-ruído. O puxador não está fixo à base, pode ser removido. Modelo JNF patenteado / Metallic base made in zinc alloy, with two ways returning spring, no friction and no noise. The spring it's in a closed and protected box. The handle it's not fixed to the base, can be removed. Patented JNF model / Roseta con base metálica, en aleación de zinc con muelle reversible blindada sin fricción y sin ruido. La manilla no está fija a la base. Modelo patentado. JNF.

MATERIAL: EN 1.4301 / AISI 304

ACABAMENTO / FINISH / ACABADO STANDARD: SATINADO / SATIN / SATIN



200.000 CYCLES



ROSETAS / ROSES / ROSETAS

PUXADORES E ACESSÓRIOS /
 LEVER HANDLES AND ACCESSORIES /
 MANILLAS Y ACCESORIOS.

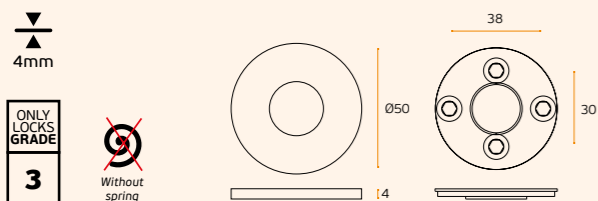


R04M

Roseta com base metálica em liga de zinco.
 Puxador sem mola compensadora. Modelo escandinavo /
 Rose with metallic base, without return spring. Scandinavian style /
 Roseta con base metálica, sin muelle. Modelo escandinavo.

MATERIAL: EN 1.4301 / AISI 304

ACABAMENTO / FINISH / ACABADO STANDARD: SATINADO / SATIN / SATIN

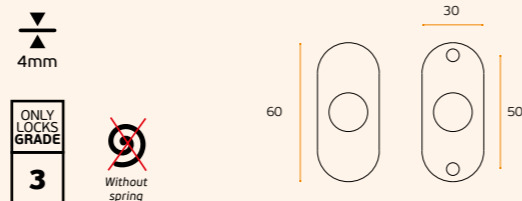


O04M

Roseta oval com base metálica em liga de zinco.
 Puxador sem mola compensadora /
 Oval rose with metallic bases, without return spring /
 Roseta oval con base metálica, sin muelle.

MATERIAL: EN 1.4301 / AISI 304

ACABAMENTO / FINISH / ACABADO STANDARD: SATINADO / SATIN / SATIN

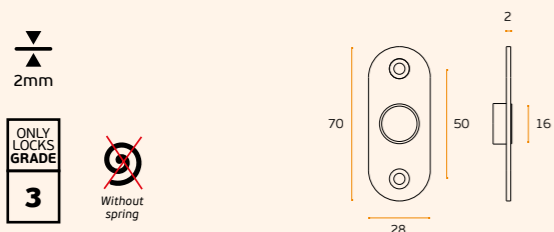


O02M

Roseta oval com base metálica em aço inox.
 Puxador sem mola compensadora /
 Oval rose with stainless steel base, without return spring /
 Roseta oval con base en acero inox, sin muelle.

MATERIAL: EN 1.4301 / AISI 304

ACABAMENTO / FINISH / ACABADO STANDARD: SATINADO / SATIN / SATIN

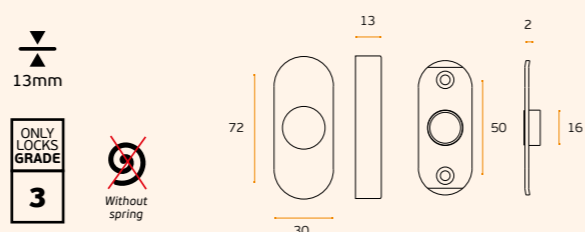


O08M

Roseta oval com base metálica em aço inox.
 Puxador sem mola compensadora /
 Oval rose with stainless steel base, without return spring /
 Roseta oval con base en acero inox, sin muelle.

MATERIAL: EN 1.4301 / AISI 304

ACABAMENTO / FINISH / ACABADO STANDARD: SATINADO / SATIN / SATIN

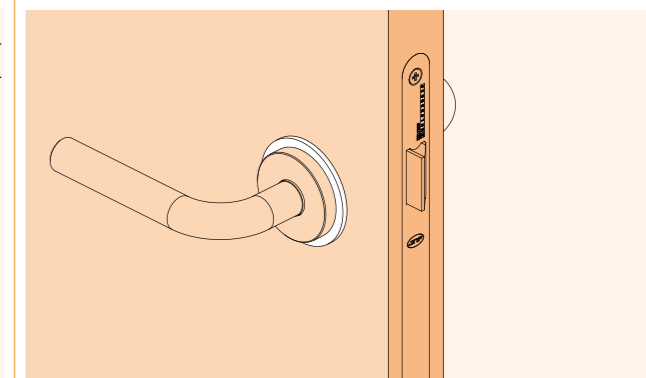
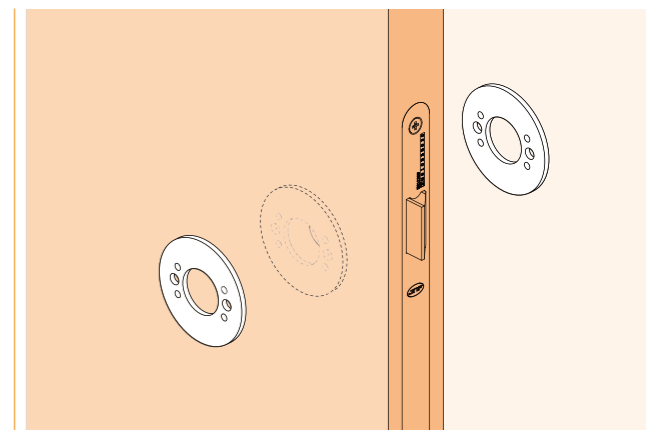
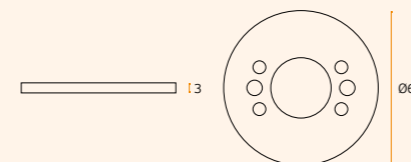


IN.LERP

Espelho desenhado para ocultar furações de anteriores aplicações de puxadores. Por exemplo fechaduras tubulares. Aplicável sob qualquer roseta redonda JNF. Diâmetro 60mm / Plate designed to occult holes of previous applications of door handles. For example tubular locksets. Applicable under any round JNF rose. Diameter 60mm / La placa diseñada para ocultar los agujeros de anteriores manillas. Por ejemplo cerraduras tubulares. Apliable debajo de cualquier roseta redonda JNF. Diámetro 60mm.

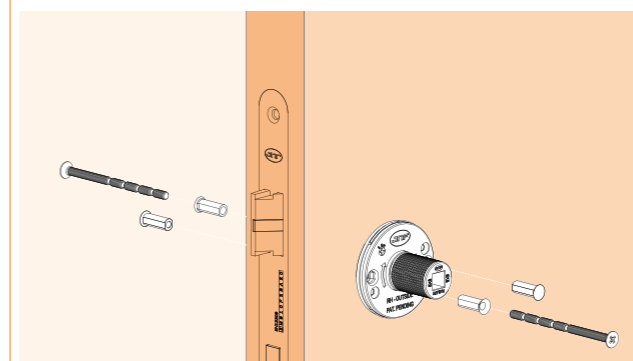
MATERIAL: EN 1.4301 / AISI 304

ACABAMENTO / FINISH / ACABADO STANDARD: SATINADO / SATIN / SATIN



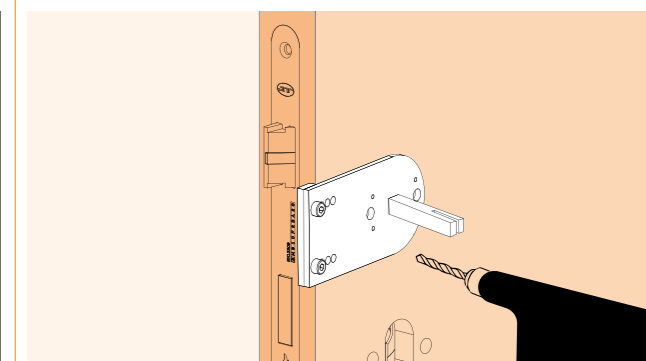
IN.08.EP2

Ferramenta profissional para instalação de puxadores JNF. Facilita a montagem e reduz o tempo desta operação para alguns segundos. Aplicável: RB08M - Q09M - RC08M - QC08M / Tooling to install JNF roses. The assembling work will be easy and will spend only a few seconds. Applicable: RB08M - Q09M - RC08M - QC08M / Herramienta para la instalación de roseta JNF. El montaje será muy fácil y se efectua en pocos segundos. Se aplica: RB08M - Q09M - RC08M - QC08M



IN.08.EP1

Ferramenta profissional para instalação de puxadores JNF. Facilita a montagem e reduz o tempo desta operação para alguns segundos. Aplicável: RB08M - Q09M - RC08M - QC08M / Tooling to install JNF roses. The assembling work will be easy and will spend only a few seconds. Applicable: RB08M - Q09M - RC08M - QC08M / Herramienta profesional para la instalación de manillas JNF. El montaje será muy fácil y se efectua en pocos segundos.



Manual de
 instruções /
 Instructions
 manual /
 Manual de
 instrucciones.
 PDF format

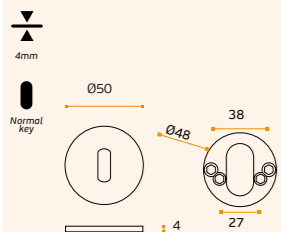


ENTRADAS DE CHAVE / KEY HOLES / BOCALLAVES



IN.04.28R.P04M
Entrada de chave normal com interior metálico / Normal key hole with metallic base / Bocallave para llave normal con base metálica.

MATERIAL: EN 1.4301 / AISI 304
ACABAMENTO / FINISH / ACABADO: STANDARD: SATINADO / SATIN / SATIN



IN.04.28R.P08N
Entrada de chave normal com interior de nylon / Normal key hole with nylon base / Bocallave para llave normal con base de nylon.

.TB .TG .TCO .TCH .TMS

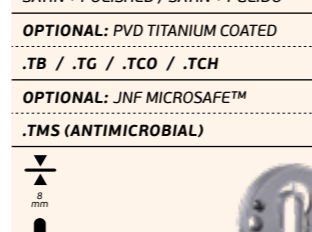
MATERIAL: EN 1.4301 / AISI 304



IN.04.28R.P08N.P
Entrada de chave normal com interior de nylon / Normal key hole with nylon base / Bocallave para llave normal con base de nylon.

.P

MATERIAL: EN 1.4301 / AISI 304
ACABAMENTO / FINISH / ACABADO: STANDARD: SATINADO + POLIDO / SATIN + POLISHED / SATIN + PULIDO



IN.04.28R.P08N.TB
Titanium Black



IN.04.28R.P08N.TCO
Titanium Copper



IN.04.28R.P08N.TG
Titanium Gold



IN.04.28R.P08N.TCH
Titanium Chocolate

.P
Mirror finish

.TB
PVD Titanium black

.TG
PVD Titanium gold

.TCO
PVD Titanium copper

.TCH
PVD Titanium chocolate

.P
Mirror finish

.TB
PVD Titanium black

.TG
PVD Titanium gold

.TCO
PVD Titanium copper

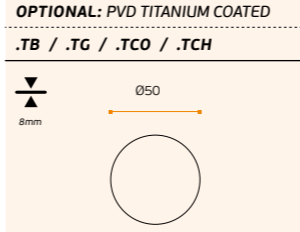
.TCH
PVD Titanium chocolate



IN.04.28R.C08N
Entrada de chave cega com base em nylon / Blind key hole with nylon base / Bocallave ciega con base en nylon.

.TB .TG .TCO .TCH

MATERIAL: EN 1.4301 / AISI 304
ACABAMENTO / FINISH / ACABADO: STANDARD: SATINADO / SATIN / SATIN



IN.04.28R.C08N.P
Entrada de chave cega com base em nylon / Blind key hole with nylon base / Bocallave ciega con base en nylon.

.P

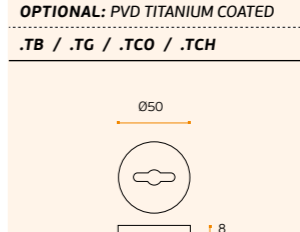
MATERIAL: EN 1.4301 / AISI 304
ACABAMENTO / FINISH / ACABADO: POLIDO / POLISHED / PULIDO



IN.04.28R.G08N
Entrada de chave para chave gorjes com base em nylon / Key hole for security lock key with nylon base / Bocallave para borjas con base en nylon.

.TB .TG .TCO .TCH

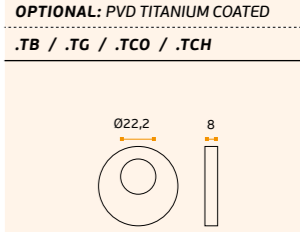
MATERIAL: EN 1.4301 / AISI 304
ACABAMENTO / FINISH / ACABADO: STANDARD: SATINADO / SATIN / SATIN



IN.04.28R.K08N
Entrada de chave normal com interior nylon, para cilindro suíço / Normal key hole with nylon base, for swiss profile cylinder / Bocallave para llave normal con base en nylon, para bombillo suizo.

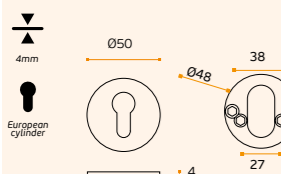
.TB .TG .TCO .TCH

MATERIAL: EN 1.4301 / AISI 304
ACABAMENTO / FINISH / ACABADO: STANDARD: SATINADO / SATIN / SATIN



IN.04.28R.Y04M
Entrada de chave para cilindro com interior metálico / European cylinder key hole with metallic base / Bocallave para bombillo con base metálica.

MATERIAL: EN 1.4301 / AISI 304
ACABAMENTO / FINISH / ACABADO: STANDARD: SATINADO / SATIN / SATIN



IN.04.28R.Y08N
Entrada de chave para cilindro com interior em nylon / European cylinder key hole with nylon base / Bocallave para bombillo con base en nylon.

.TB .TG .TCO .TCH .TMS

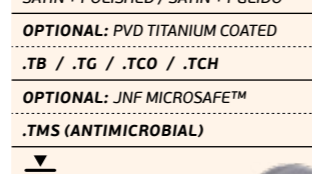
MATERIAL: EN 1.4301 / AISI 304



IN.04.28R.Y08N.P
Entrada de chave para cilindro com interior em nylon / European cylinder key hole with nylon base / Bocallave para bombillo con base en nylon.

.P

MATERIAL: EN 1.4301 / AISI 304
ACABAMENTO / FINISH / ACABADO: STANDARD: SATINADO + POLIDO / SATIN + POLISHED / SATIN + PULIDO



IN.04.28R.Y08N.TB
Titanium Black



IN.04.28R.Y08N.TG
Titanium Gold



IN.04.28R.Y08N.TCO
Titanium Copper



IN.04.28R.Y08N.TCH
Titanium Chocolate

S
Security washer

▲
Thickness plate

●
Normal key

●
European cylinder

●
WC closure

SF
without hole

S
Security washer

▲
Thickness plate

●
Normal key

●
European cylinder

●
WC closure

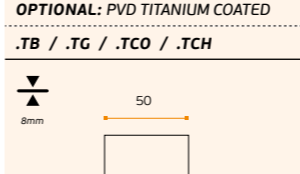
SF
without hole



IN.04.29Q.C08N
Entrada de chave cega com interior em nylon / Blind key hole with nylon inside / Bocallave ciega con interior en nylon.

.TB .TG .TCO .TCH

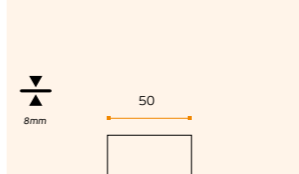
MATERIAL: EN 1.4301 / AISI 304
ACABAMENTO / FINISH / ACABADO: STANDARD: SATINADO / SATIN / SATIN



IN.04.29Q.C08N.P
Entrada de chave cega com interior em nylon / Blind key hole with nylon inside / Bocallave ciega con interior en nylon.

.P

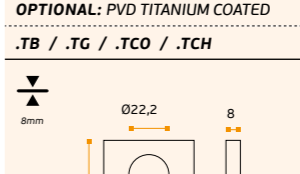
MATERIAL: EN 1.4301 / AISI 304
ACABAMENTO / FINISH / ACABADO: POLIDO / POLISHED / PULIDO



IN.04.29Q.K09N
Entrada de chave para cilindro suíço / Key hole for swiss cylinder / Bocallave para bombillo suizo.

.TB .TG .TCO .TCH

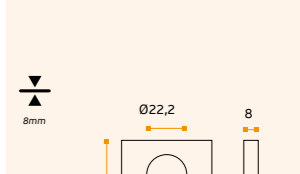
MATERIAL: EN 1.4301 / AISI 304
ACABAMENTO / FINISH / ACABADO: STANDARD: SATINADO / SATIN / SATIN



IN.04.29Q.K09N.P
Entrada de chave para cilindro suíço / Key hole for swiss cylinder / Bocallave para bombillo suizo.

.TB .TG .TCO .TCH

MATERIAL: EN 1.4301 / AISI 304
ACABAMENTO / FINISH / ACABADO: POLIDO / POLISHED / PULIDO



ENTRADAS DE CHAVE / KEY HOLES / BOCALLAVES



IN.04.29Q.P08N
Entrada de chave normal com interior em nylon / Key hole for normal key with nylon inside / Bocallave para llave normal con base de nylon.

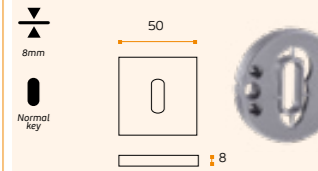
.TB .TG .TCO .TCH

MATERIAL: EN 1.4301 / AISI 304

ACABAMENTO / FINISH / ACABADO:
STANDARD: SATINADO / SATIN / SATIN

OPTIONAL: PVD TITANIUM COATED

.TB / .TG / .TCO / .TCH



IN.04.29Q.P08N.TB
Titanium Black



IN.04.29Q.P08N.TG
Titanium Gold



IN.04.29Q.P08N.TCO
Titanium Copper



IN.04.29Q.P08N.TCH
Titanium Chocolate



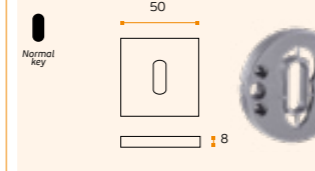
IN.04.29Q.P08N.P
Entrada de chave normal com interior em nylon / Key hole for normal key with nylon inside / Bocallave para llave normal con base de nylon.

MATERIAL: EN 1.4301 / AISI 304

ACABAMENTO / FINISH / ACABADO:
POLIDO / POLISHED / PULIDO

OPTIONAL: PVD TITANIUM COATED

.TB / .TG / .TCO / .TCH



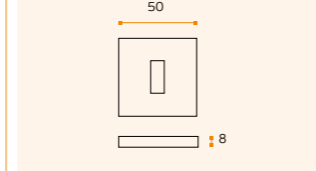
IN.04.30Q.P09M
Entrada de chave normal com interior em nylon / Key hole for normal key with nylon inside / Bocallave para llave normal con base de nylon.

MATERIAL: EN 1.4301 / AISI 304

ACABAMENTO / FINISH / ACABADO:
STANDARD: SATINADO / SATIN / SATIN

OPTIONAL: PVD TITANIUM COATED

.TB / .TG / .TCO / .TCH



.P
Mirror finish

.TB
PVD
Titanium black

.TG
PVD
Titanium gold

.TCO
PVD
Titanium copper

.TCH
PVD
Titanium chocolate

.P
Mirror finish

.TB
PVD
Titanium black

.TG
PVD
Titanium gold

.TCO
PVD
Titanium copper

.TCH
PVD
Titanium chocolate



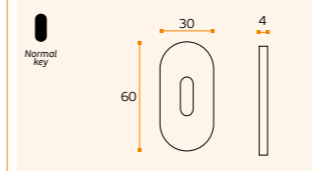
IN.04.280.P04M
Entrada de chave normal com interior metálico / Normal key hole with metallic base / Bocallave para llave normal con base metálica.

MATERIAL: EN 1.4301 / AISI 304

ACABAMENTO / FINISH / ACABADO:
STANDARD: SATINADO / SATIN / SATIN

OPTIONAL: PVD TITANIUM COATED

.TB / .TG / .TCO / .TCH



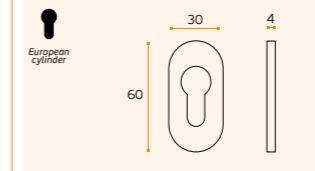
IN.04.280.Y04M
Entrada de chave para cilindro com interior metálico / European cylinder key hole with metallic base / Bocallave para bombillo con base metálica.

MATERIAL: EN 1.4301 / AISI 304

ACABAMENTO / FINISH / ACABADO:
STANDARD: SATINADO / SATIN / SATIN

OPTIONAL: PVD TITANIUM COATED

.TB / .TG / .TCO / .TCH



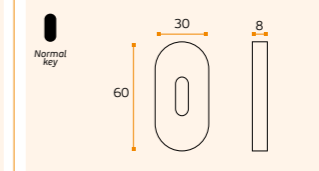
IN.04.280.P08N
Entrada de chave normal com interior em nylon / Normal key hole with nylon base / Bocallave para llave normal con base en nylon.

MATERIAL: EN 1.4301 / AISI 304

ACABAMENTO / FINISH / ACABADO:
STANDARD: SATINADO / SATIN / SATIN

OPTIONAL: PVD TITANIUM COATED

.TB / .TG / .TCO / .TCH



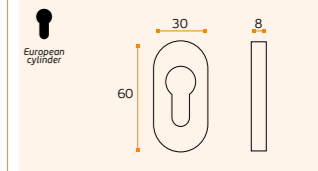
IN.04.280.Y08N
Entrada de chave para cilindro com interior metálico / European cylinder key hole with metallic base / Bocallave para bombillo con base metálica.

MATERIAL: EN 1.4301 / AISI 304

ACABAMENTO / FINISH / ACABADO:
STANDARD: SATINADO / SATIN / SATIN

OPTIONAL: PVD TITANIUM COATED

.TB / .TG / .TCO / .TCH



IN.04.29Q.Y08N
Entrada para cilindro europeu com interior em nylon / Key hole for european cylinder with nylon inside / Bocallave para bombillo europeu con base de nylon.

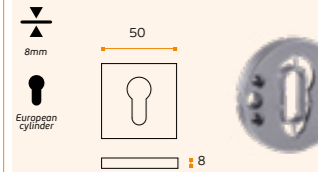
.TB .TG .TCO .TCH

MATERIAL: EN 1.4301 / AISI 304

ACABAMENTO / FINISH / ACABADO:
STANDARD: SATINADO / SATIN / SATIN

OPTIONAL: PVD TITANIUM COATED

.TB / .TG / .TCO / .TCH



IN.04.29Q.Y08N.TB
Titanium Black



IN.04.29Q.Y08N.TG
Titanium Gold



IN.04.29Q.Y08N.TCO
Titanium Copper



IN.04.29Q.Y08N.TCH
Titanium Chocolate



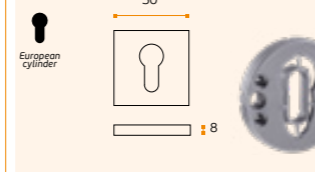
IN.04.29Q.Y08N.P
Entrada para cilindro europeu com interior em nylon / Key hole for european cylinder with nylon inside / Bocallave para bombillo europeu con base de nylon.

MATERIAL: EN 1.4301 / AISI 304

ACABAMENTO / FINISH / ACABADO:
STANDARD: SATINADO / SATIN / SATIN

OPTIONAL: PVD TITANIUM COATED

.TB / .TG / .TCO / .TCH



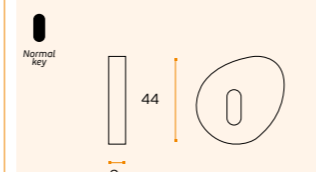
IN.04.30.P10M ERGO FORM
Entrada de chave / Key hole / Bocallave.

MATERIAL: EN 1.4301 / AISI 304

ACABAMENTO / FINISH / ACABADO:
STANDARD: SATINADO / SATIN / SATIN

OPTIONAL: PVD TITANIUM COATED

.TB / .TG / .TCO / .TCH



S
Security washer

▲
Thickness plate

●
Normal key

●
European cylinder

●
WC closure

SF
without hole

S
Security washer

▲
Thickness plate

●
Normal key

●
European cylinder

●
WC closure

SF
without hole



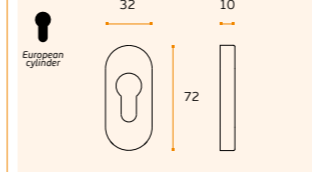
IN.04.360.Y10M
Entrada de chave para cilindro com interior metálico / European cylinder key hole with metallic base / Bocallave para bombillo con base metálica.

MATERIAL: EN 1.4301 / AISI 304

ACABAMENTO / FINISH / ACABADO:
STANDARD: SATINADO / SATIN / SATIN

OPTIONAL: PVD TITANIUM COATED

.TB / .TG / .TCO / .TCH



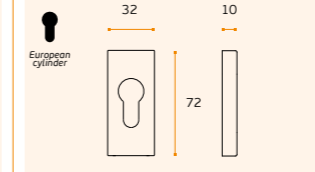
IN.04.36RT.Y10M
Entrada de chave para cilindro com interior metálico / European cylinder key hole with metallic base / Bocallave para bombillo con base metálica.

MATERIAL: EN 1.4301 / AISI 304

ACABAMENTO / FINISH / ACABADO:
STANDARD: SATINADO / SATIN / SATIN

OPTIONAL: PVD TITANIUM COATED

.TB / .TG / .TCO / .TCH



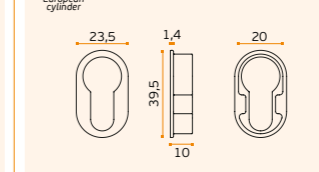
IN.04.PZA
Entrada de chave para cilindro em aço inoxidável / European cylinder key hole in stainless steel / Bocallave para bombillo en acero inoxidable.

MATERIAL: EN 1.4301 / AISI 304

ACABAMENTO / FINISH / ACABADO:
STANDARD: SATINADO / SATIN / SATIN

OPTIONAL: PVD TITANIUM COATED

.TB / .TG / .TCO / .TCH



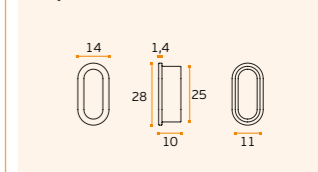
IN.04.EC
Entrada de chave normal com interior em aço inoxidável / Normal key hole in stainless steel / Bocallave para llave normal en acero inoxidable.

MATERIAL: EN 1.4301 / AISI 304

ACABAMENTO / FINISH / ACABADO:
STANDARD: SATINADO / SATIN / SATIN

OPTIONAL: PVD TITANIUM COATED

.TB / .TG / .TCO / .TCH



NEW

NEW

ESCUDETES DE SEGURANÇA / SECURITY PROTECTION ROSE / ESCUDOS DE SEGURIDAD



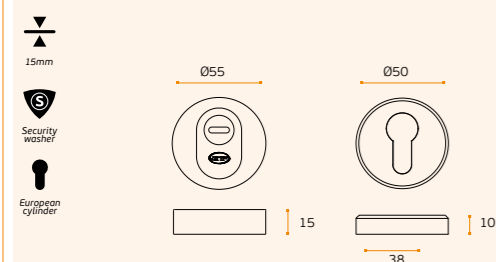
IN.04.29S

Escudete de alta segurança ajustável para cilindro europeu. Sistema automático de ajuste à espessura da porta / High security protection rose for european cylinder. Automatic adjust to the thickness of the door / Escudo de alta seguridad ajustable para cilindro. Con ajuste automatico al espesor de la puerta.



MATERIAL: EN 1.4401 / AISI 316

ACABAMENTO / FINISH / ACABADO STANDARD: SATINADO / SATIN / SATIN



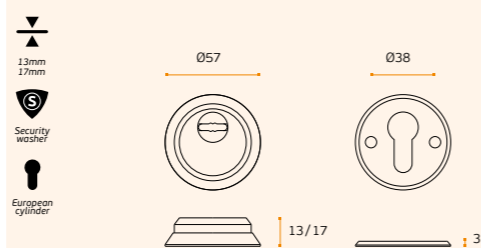
IN.04.32S

Escudete de segurança maciço ajustável para cilindro europeu com forma biselada / Adjustable protection rose for european cylinder. Solid stainless steel with chamfer edge / Escudo de seguridad ajustable para cilindro. En acero macizo en forma biselada.



MATERIAL: EN 1.4301 / AISI 304

ACABAMENTO / FINISH / ACABADO STANDARD: SATINADO / SATIN / SATIN



.P
Mirror finish

.TB
PVD Titanium black

.TG
PVD Titanium gold

.TCO
PVD Titanium copper

.TCH
PVD Titanium chocolate

.P
Mirror finish

.TB
PVD Titanium black

.TG
PVD Titanium gold

.TCO
PVD Titanium copper

.TCH
PVD Titanium chocolate



IN.04.39S

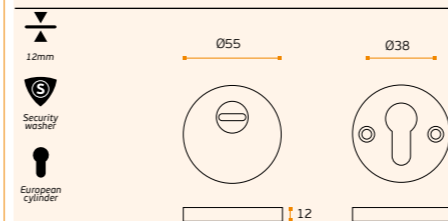
Escudete de segurança maciço para cilindro europeu / Solid security protection rose for european cylinder / Escudo de seguridad macizo para cilindro.



MATERIAL: EN 1.4301 / AISI 304 - MACIÇO / SOLID / MACIZO

ACABAMENTO / FINISH / ACABADO STANDARD: SATINADO / SATIN / SATIN

OPTIONAL: PVD TITANIUM COATED .TB / .TG / .TCO / .TCH



IN.04.39S.TB
Titanium Black



IN.04.39S.TG
Titanium Gold



IN.04.39S.TCO
Titanium Copper



IN.04.39S.TCH
Titanium Chocolate



IN.04.38S

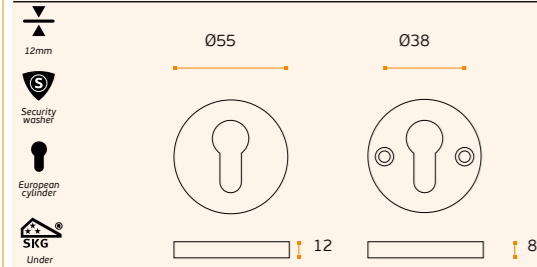
Escudete de segurança maciço para cilindro europeu / Solid security protection rose for european cylinder / Escudo de seguridad macizo para cilindro.



MATERIAL: EN 1.4301 / AISI 304 - MACIÇO / SOLID / MACIZO

ACABAMENTO / FINISH / ACABADO STANDARD: SATINADO / SATIN / SATIN

OPTIONAL: PVD TITANIUM COATED .TB / .TG / .TCO / .TCH

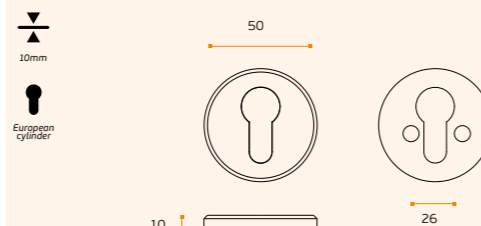


IN.04.41S

Entrada para cilindro com interior metálico para fechaduras espanholas / European cylinder key hole with metallic base for spanish locks / Bocallave para cilindro con base metálica para España, para interior de escudos de seguridad.

MATERIAL: EN 1.4301 / AISI 304

ACABAMENTO / FINISH / ACABADO STANDARD: SATINADO / SATIN / SATIN



IN.04.39S.15

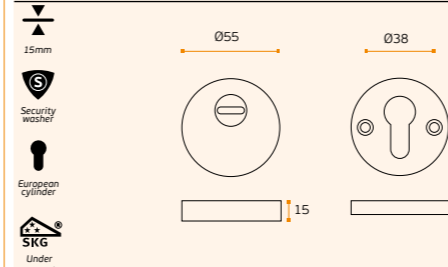
Escudete de segurança maciço para cilindro europeu / Solid security protection rose for european cylinder / Escudo de seguridad macizo para cilindro.



MATERIAL: EN 1.4301 / AISI 304 - MACIÇO / SOLID / MACIZO

ACABAMENTO / FINISH / ACABADO STANDARD: SATINADO / SATIN / SATIN

OPTIONAL: PVD TITANIUM COATED .TB / .TG / .TCO / .TCH



IN.04.39S.UB

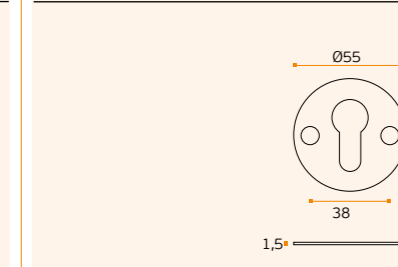
Base de 1,5mm para IN.04.39S e IN.04.38S / Under base with 1,5mm for IN.04.39S and IN.04.38S / Base de 1,5mm para IN.04.39S y IN.04.38S.



MATERIAL: EN 1.4301 / AISI 304 - MACIÇO / SOLID / MACIZO

ACABAMENTO / FINISH / ACABADO STANDARD: SATINADO / SATIN / SATIN

OPTIONAL: PVD TITANIUM COATED .TB / .TG / .TCO / .TCH



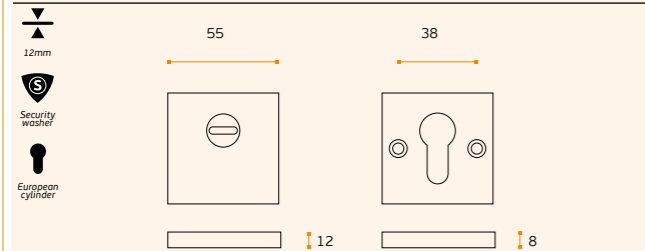
ESCUDETES DE SEGURANÇA / SECURITY PROTECTION ROSE / ESCUDOS DE SEGURIDAD



IN.04.37S
Escudete de segurança macizo para cilindro europeu /
Solid security protection rose for european cylinder /
Escudo de seguridad macizo para cilindro.



MATERIAL: EN 1.4301 / AISI 304 - **MACIÇO / SOLID / MACIZO**
ACABAMENTO / FINISH / ACABADO STANDARD: SATINADO / SATIN / SATIN
OPTIONAL: PVD TITANIUM COATED .TB / .TG / .TCO / .TCH



IN.04.37S.TG
Titanium Gold



IN.04.37S.TB
Titanium Black

.P
Mirror finish

.TB
PVD
Titanium
black

.TG
PVD
Titanium
gold

.TCO
PVD
Titanium
copper

.TCH
PVD
Titanium
chocolate

.P
Mirror finish

.TB
PVD
Titanium
black

.TG
PVD
Titanium
gold

.TCO
PVD
Titanium
copper

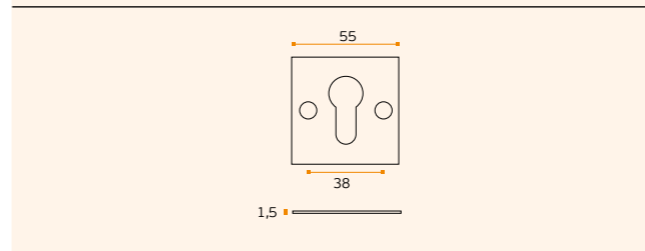
.TCH
PVD
Titanium
chocolate



IN.04.37S.UB
Base de 1,5mm para IN.04.36S e IN.04.37S /
Under base with 1,5mm for IN.04.36S and IN.04.37S /
Base de 1,5mm para IN.04.36S y IN.04.37S.

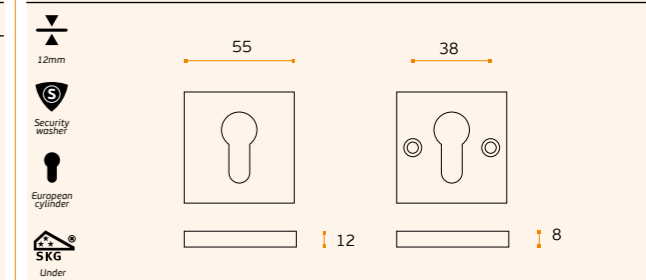


MATERIAL: EN 1.4301 / AISI 304 - **MACIÇO / SOLID / MACIZO**
ACABAMENTO / FINISH / ACABADO STANDARD: SATINADO / SATIN / SATIN
OPTIONAL: PVD TITANIUM COATED .TB / .TG / .TCO / .TCH



IN.04.36S
Escudete de segurança macizo para cilindro europeu /
Solid security protection rose for european cylinder /
Escudo de seguridad macizo para cilindro.

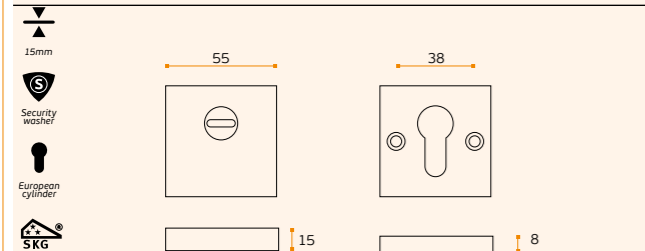
MATERIAL: EN 1.4301 / AISI 304 - **MACIÇO / SOLID / MACIZO**
ACABAMENTO / FINISH / ACABADO STANDARD: SATINADO / SATIN / SATIN



IN.04.37S.15
Escudete de segurança macizo para cilindro europeu /
Solid security protection rose for european cylinder /
Escudo de seguridad macizo para cilindro.



MATERIAL: EN 1.4301 / AISI 304 - **MACIÇO / SOLID / MACIZO**
ACABAMENTO / FINISH / ACABADO STANDARD: SATINADO / SATIN / SATIN
OPTIONAL: PVD TITANIUM COATED .TB / .TG / .TCO / .TCH



IN.04.37S.TCO
Titanium Copper

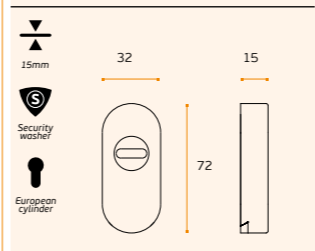


IN.04.37S.TCH
Titanium Chocolate



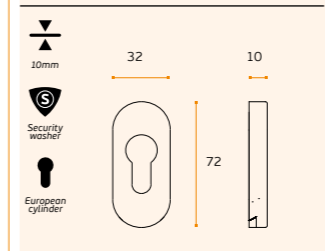
IN.04.33S
Escudete de segurança para cilindro europeu /
Security protection rose for european cylinder /
Escudo de seguridad para cilindro.

MATERIAL: EN 1.4301 / AISI 304
ACABAMENTO / FINISH / ACABADO STANDARD: SATINADO / SATIN / SATIN



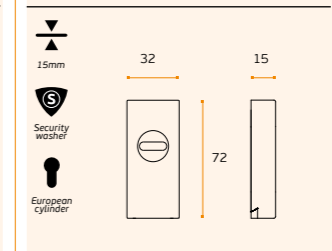
IN.04.35.0
Escudete de segurança para cilindro europeu /
Security protection rose for european cylinder /
Escudo de seguridad para cilindro.

MATERIAL: EN 1.4301 / AISI 304
ACABAMENTO / FINISH / ACABADO STANDARD: SATINADO / SATIN / SATIN



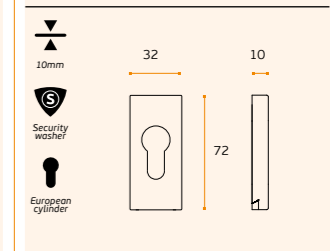
IN.04.34S
Escudete de segurança para cilindro europeu /
Security protection rose for european cylinder /
Escudo de seguridad para cilindro.

MATERIAL: EN 1.4301 / AISI 304
ACABAMENTO / FINISH / ACABADO STANDARD: SATINADO / SATIN / SATIN



IN.04.35RT
Escudete de segurança para cilindro europeu /
Security protection rose for european cylinder /
Escudo de seguridad para cilindro.

MATERIAL: EN 1.4301 / AISI 304
ACABAMENTO / FINISH / ACABADO STANDARD: SATINADO / SATIN / SATIN



FECHOS DE BANHO E BLOQUEADORES / TOILET SNIB INDICATORS / CONDEÑAS



P
Mirror
finish

.TB
PVD
Titanium
black

.TG
PVD
Titanium
gold

.TCO
PVD
Titanium
copper

.TCH
PVD
Titanium
chocolate

NEW

**IN.04.228**

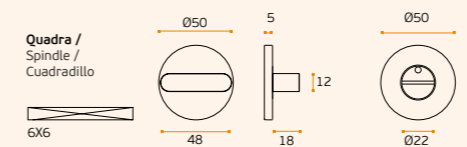
Fecho wc com ranhura para moeda com ou sem indicador (pode ser optado na instalação) / Bathroom snib indicator with coin slot with or without color indication (can be chosen on installation) / Condeña de baño con fenda para moneda con o sin indicador (opcional en la instalación).

.TB .TG .TCO .TCH

MATERIAL: EN 1.4301 / AISI 304

ACABAMENTO / FINISH / ACABADO STANDARD: SATINADO / SATIN / SATIN

OPTIONAL: PVD TITANIUM COATED **.TB / .TG / .TCO / .TCH**

**IN.04.112**

Fecho wc com ranhura para moeda com ou sem indicador (pode ser optado na instalação) / Bathroom snib indicator with coin slot with or without color indication (can be chosen on installation) / Condeña de baño con fenda para moneda con o sin indicador (opcional en la instalación).

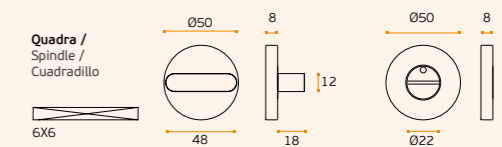
.TB .TG .TCO .TCH .TMS

MATERIAL: EN 1.4301 / AISI 304

ACABAMENTO / FINISH / ACABADO STANDARD: SATINADO / SATIN / SATIN

OPTIONAL: PVD TITANIUM COATED **.TB / .TG / .TCO / .TCH**

OPTIONAL: JNF MICROSAFE™ **.TMS (ANTIMICROBIAL)**

**IN.04.101**

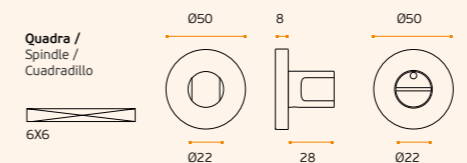
Fecho wc com ranhura para moeda com ou sem indicador (pode ser optado na instalação) / Bathroom snib indicator with coin slot with or without color indication (can be chosen on installation) / Condeña de baño con fenda para moneda con o sin indicador (opcional en la instalación).

.TB .TG .TCO .TCH

MATERIAL: EN 1.4301 / AISI 304

ACABAMENTO / FINISH / ACABADO STANDARD: SATINADO / SATIN / SATIN

OPTIONAL: PVD TITANIUM COATED **.TB / .TG / .TCO / .TCH**

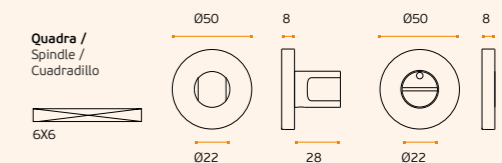
**IN.04.101.P**

Fecho wc com ranhura para moeda com ou sem indicador (pode ser optado na instalação) / Bathroom snib indicator with coin slot with or without color indication (can be chosen on installation) / Condeña de baño con fenda para moneda con o sin indicador (opcional en la instalación).

.P

MATERIAL: EN 1.4301 / AISI 304

ACABAMENTO / FINISH / ACABADO: POLIDO / POLISHED / PULIDO


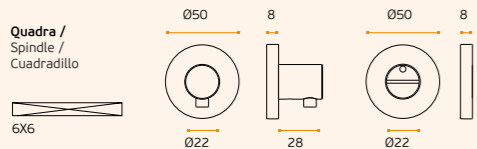


FECHOS DE BANHO E BLOQUEADORES / TOILET SNIB INDICATORS / CONDEÑAS



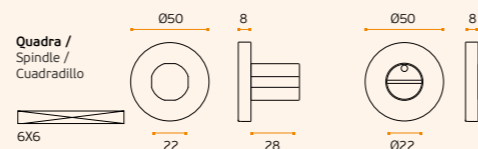
IN.04.106
Fecho wc com ranhura para moeda com ou sem indicador (pode ser optado na instalação) / Bathroom snib indicator with coin slot with or without color indication (can be chosen on installation) / Condeña de baño con fenda para moneda con o sin indicador (opcional en la instalación).

MATERIAL: EN 1.4301 / AISI 304
ACABAMENTO / FINISH / ACABADO STANDARD: SATINADO / SATIN / SATIN



IN.04.107
Fecho wc com ranhura para moeda com ou sem indicador (pode ser optado na instalação) / Bathroom snib indicator with coin slot with or without color indication (can be chosen on installation) / Condeña de baño con fenda para moneda con o sin indicador (opcional en la instalación).

MATERIAL: EN 1.4301 / AISI 304
ACABAMENTO / FINISH / ACABADO STANDARD: SATINADO / SATIN / SATIN



.P
Mirror finish

.TB
PVD Titanium black

.TG
PVD Titanium gold

.TCO
PVD Titanium copper

.TCH
PVD Titanium chocolate

.P
Mirror finish

.TB
PVD Titanium black

.TG
PVD Titanium gold

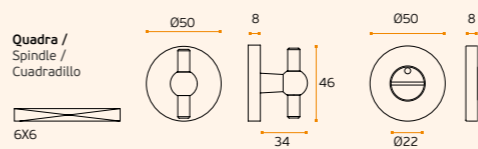
.TCO
PVD Titanium copper

.TCH
PVD Titanium chocolate



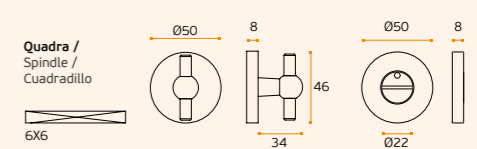
IN.04.111 TRAIN
Fecho wc com ranhura para moeda com ou sem indicador (pode ser optado na instalação) / Bathroom snib indicator with coin slot with or without color indication (can be chosen on installation) / Condeña de baño con fenda para moneda con o sin indicador (opcional en la instalación).

MATERIAL: EN 1.4301 / AISI 304
ACABAMENTO / FINISH / ACABADO STANDARD: SATINADO / SATIN / SATIN



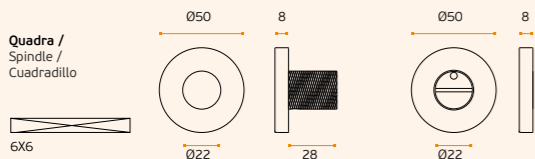
IN.04.111.P TRAIN
Fecho wc com ranhura para moeda com ou sem indicador (pode ser optado na instalação) / Bathroom snib indicator with coin slot with or without color indication (can be chosen on installation) / Condeña de baño con fenda para moneda con o sin indicador (opcional en la instalación).

MATERIAL: EN 1.4301 / AISI 304
ACABAMENTO / FINISH / ACABADO STANDARD: POLIDO / POLISHED / PULIDO



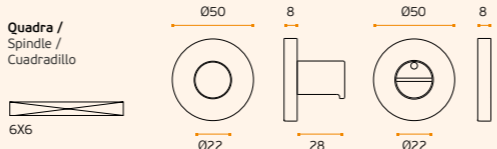
IN.04.109
Fecho wc com ranhura para moeda com ou sem indicador (pode ser optado na instalação) / Bathroom snib indicator with coin slot with or without color indication (can be chosen on installation) / Condeña de baño con fenda para moneda con o sin indicador (opcional en la instalación).

MATERIAL: EN 1.4301 / AISI 304
ACABAMENTO / FINISH / ACABADO STANDARD: SATINADO / SATIN / SATIN



IN.04.105
Fecho wc com ranhura para moeda com ou sem indicador (pode ser optado na instalação) / Bathroom snib indicator with coin slot with or without color indication (can be chosen on installation) / Condeña de baño con fenda para moneda con o sin indicador (opcional en la instalación).

MATERIAL: EN 1.4301 / AISI 304
ACABAMENTO / FINISH / ACABADO STANDARD: SATINADO / SATIN / SATIN



S
Security washer

▽
Thickness plate

⌋
Normal key

⌋
European cylinder

⊖
WC closure

SF
without hole

S
Security washer

▽
Thickness plate

⌋
Normal key

⌋
European cylinder

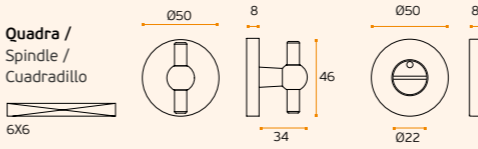
⊖
WC closure

SF
without hole



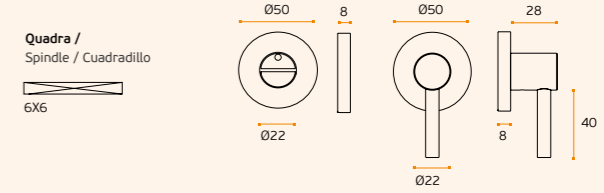
IN.04.111.RAW TRAIN
Fecho wc com ranhura para moeda com ou sem indicador (pode ser optado na instalação) / Bathroom snib indicator with coin slot with or without color indication (can be chosen on installation) / Condeña de baño con fenda para moneda con o sin indicador (opcional en la instalación).

MATERIAL: EN 1.4301 / AISI 304
ACABAMENTO / FINISH / ACABADO STANDARD: SATINADO / SATIN / SATIN + RAW



IN.04.110
Fecho wc com ranhura para moeda com ou sem indicador (pode ser optado na instalação) / Bathroom snib indicator with coin slot with or without color indication (can be chosen on installation) / Condeña de baño con fenda para moneda con o sin indicador (opcional en la instalación).

MATERIAL: EN 1.4301 / AISI 304
ACABAMENTO / FINISH / ACABADO STANDARD: SATINADO / SATIN / SATIN



DISABILITY DISCRIMINATION ACT (DDA)
REGULAMENTOS DE DESCRIMINACIÓN POR DEFICIENCIA (DDA)
NORMATIVA SOBRE DISCRIMINACIÓN POR DEFICIENCIA (DDA)

FECHOS DE BANHO E BLOQUEADORES / TOILET SNIB INDICATORS / CONDEÑAS



IN.04.266.KN

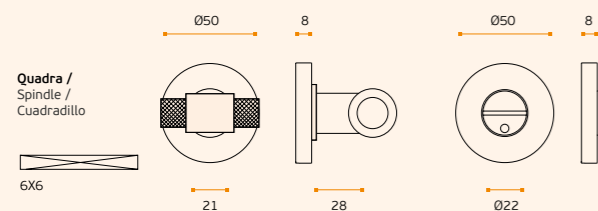
Fecho wc com ranhura para moeda com ou sem indicador (pode ser optado na instalação) / Bathroom snib indicator with coin slot with or without color indication (can be chosen on installation) / Condeña de baño con fenda para moneda con o sin indicador (opcional en la instalación).



MATERIAL: EN 1.4301 / AISI 304

ACABAMENTO / FINISH / ACABADO STANDARD: SATINADO / SATIN / SATIN

OPTIONAL: PVD TITANIUM COATED .TB / .TG / .TCO / .TCH



IN.04.266

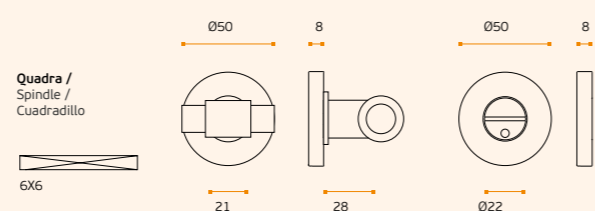
Fecho wc com ranhura para moeda com ou sem indicador (pode ser optado na instalação) / Bathroom snib indicator with coin slot with or without color indication (can be chosen on installation) / Condeña de baño con fenda para moneda con o sin indicador (opcional en la instalación).



MATERIAL: EN 1.4301 / AISI 304

ACABAMENTO / FINISH / ACABADO STANDARD: SATINADO / SATIN / SATIN

OPTIONAL: PVD TITANIUM COATED .TB / .TG / .TCO / .TCH



.P
Mirror
finish

.TB
PVD
Titanium
black

.TG
PVD
Titanium
gold

.TCO
PVD
Titanium
copper

.TCH
PVD
Titanium
chocolate



IN.04.250

Fecho wc com chave triangular com indicador, base em nylon e fixações ocultas / Bathroom snib indicator with triangular key with color indication, nylon base and concealed fixings / Condeña de baño con llave triangular con indicador, base en nylon e fijaciones ocultas.

MATERIAL: EN 1.4301 / AISI 304

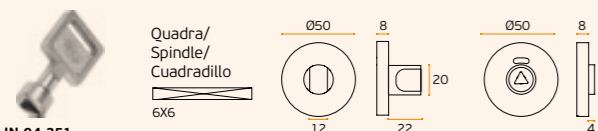
ACABAMENTO / FINISH / ACABADO STANDARD: SATINADO / SATIN / SATIN



Não compatível com IN.20.AWC /

Not compatible with IN.20.AWC /

No es compatible con IN.20.AWC



IN.04.251
Chave triangular /
Triangular key / Llave triangular

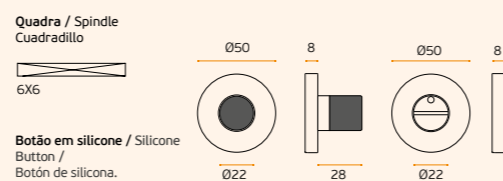


IN.04.100

Fecho wc com ranhura para moeda com ou sem indicador (pode ser optado na instalação) / Bathroom snib indicator with coin slot with or without color indication (can be chosen on installation) / Condeña de baño con fenda para moneda con o sin indicador (opcional en la instalación).

MATERIAL: EN 1.4301 / AISI 304

ACABAMENTO / FINISH / ACABADO STANDARD: SATINADO / SATIN / SATIN



FECHOS DE BANHO E BLOQUEADORES / TOILET SNIB INDICATORS / CONDEÑAS



IN.04.240

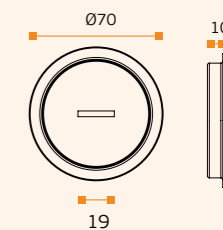
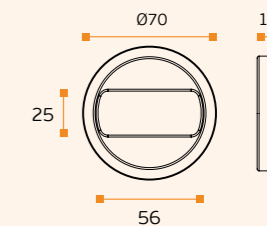
Fecho wc de embutir com ranhura para moeda sem indicador, compatível com a fechadura IN.20.500 e IN.20.501 / Concealed bathroom snib indicator with coin slot without color indication, compatible with IN.20.500 and IN.20.501 lock / Condeña de baño de embutir con fenda para moneda sin indicador, compatible con cerradura IN.20.500 y IN.20.501



MATERIAL: EN 1.4301 / AISI 304

ACABAMENTO / FINISH / ACABADO STANDARD:
SATINADO / SATIN / SATIN

OPTIONAL: PVD TITANIUM COATED
.TB / .TG / .TCO / .TCH



Quadra /
Spindle / Quadrillo



IN.20.501.TB
Titanium black

IN.20.501.TCH
Titanium chocolate

IN.20.501.TCO
Titanium copper

IN.20.501.TG
Titanium gold



FECHOS DE BANHO E BLOQUEADORES / TOILET SNIB INDICATORS / CONDEÑAS



IN.04.246

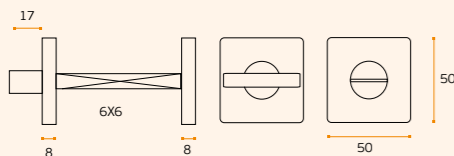
Fecho wc com ranhura para moeda sem indicador, base em nylon e fixações ocultas / Bathroom snib indicator with coin slot without color indication, nylon base and concealed fixings / Condeña de baño con fenda para moneda sin indicador, base en nylon e fijaciones ocultas.



MATERIAL: EN 1.4301 / AISI 304

ACABAMENTO / FINISH / ACABADO STANDARD: SATINADO / SATIN / SATIN

OPTIONAL: PVD TITANIUM COATED .TB / .TG / .TCO / .TCH



IN.04.246.TB
Titanium Black



IN.04.246.TG
Titanium Gold

.P
Mirror
finish

.TB
PVD
Titanium
black

.TG
PVD
Titanium
gold

.TCO
PVD
Titanium
copper

.TCH
PVD
Titanium
chocolate

.P
Mirror
finish

.TB
PVD
Titanium
black

.TG
PVD
Titanium
gold

.TCO
PVD
Titanium
copper

.TCH
PVD
Titanium
chocolate



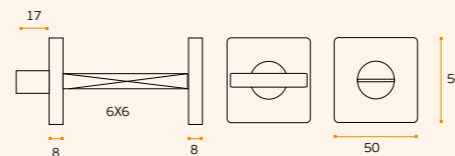
IN.04.246.P

Fecho wc com ranhura para moeda sem indicador, base em nylon e fixações ocultas / Bathroom snib indicator with coin slot without color indication, nylon base and concealed fixings / Condeña de baño con fenda para moneda sin indicador, base en nylon e fijaciones ocultas.



MATERIAL: EN 1.4301 / AISI 304

ACABAMENTO / FINISH / ACABADO: POLIDO / POLISHED / PULIDO



IN.04.244

Fecho wc com ranhura para moeda com indicador, base em nylon e fixações ocultas / Bathroom snib indicator with coin slot with color indication, nylon base and concealed fixings / Condeña de baño con fenda para moneda con indicador, base en nylon e fijaciones ocultas.

MATERIAL: EN 1.4301 / AISI 304

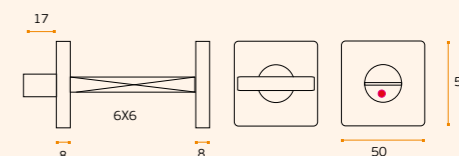
ACABAMENTO / FINISH / ACABADO STANDARD: SATINADO / SATIN / SATIN



Não compatível com IN.20.AWC /

Not compatible with IN.20.AWC /

No es compatible con IN.20.AWC



IN.04.120

Fecho wc com ranhura para moeda sem indicador, base em nylon e fixações ocultas / Bathroom snib indicator with coin slot without color indication, nylon base and concealed fixings / Condeña de baño con fenda para moneda sin indicador, base en nylon e fijaciones ocultas.



MATERIAL: EN 1.4301 / AISI 304

ACABAMENTO / FINISH / ACABADO STANDARD: SATINADO / SATIN / SATIN

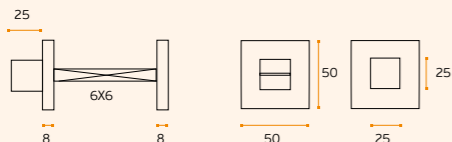
OPTIONAL: PVD TITANIUM COATED .TB / .TG / .TCO / .TCH



Não compatível com IN.20.AWC /

Not compatible with IN.20.AWC /

No es compatible con IN.20.AWC



IN.04.120.TCO
Titanium Copper



IN.04.120.TCH
Titanium Chocolate



IN.04.120.P

Fecho de casa de banho sem indicador de cor / Snib indicator without color indicator / Condeña de baño sin el indicador del color.



MATERIAL: EN 1.4301 / AISI 304

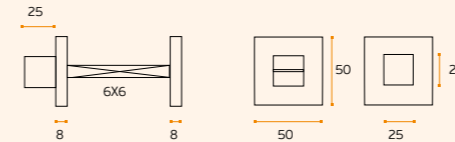
ACABAMENTO / FINISH / ACABADO: POLIDO / POLISHED / PULIDO



Não compatível com IN.20.AWC /

Not compatible with IN.20.AWC /

No es compatible con IN.20.AWC

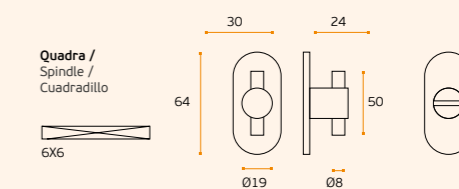


IN.04.286

Fecho wc com ranhura para moeda sem indicador, base metálica e fixações ocultas / Bathroom snib indicator with coin slot without color indication, metallic base and concealed fixings / Condeña de baño con fenda para moneda sin indicador, base metálica e fijaciones ocultas.

MATERIAL: EN 1.4301 / AISI 304

ACABAMENTO / FINISH / ACABADO STANDARD: SATINADO / SATIN / SATIN



PLACAS PARA PUXADORES / PLATE FOR LEVER HANDLES / PLACAS PARA MANILLAS.

A JNF disponibiliza uma grande variedade de botões de casa de banho aplicáveis nas diversas placas. Pelo exterior o mesmo botão tem indicador de cor livre/ocupado ou pode ficar sem indicação. Possui uma fenda que permite desbloquear a fechadura em caso de emergência. Pelo interior poderá escolher 1 dos 10 modelos de botões.

JNF has a wide variety of buttons to the bathroom to install in the various available plates. On the exterior the same button has color indication free/busy or can be without indication. Has a loophole that allows unlocking the lock in case of emergency. On the inside can be chosen 1 of the 10 models of buttons available.

JNF tiene una gran variedad de botones para el baño para aplicar en las diversas placas. En el exterior lo botón tiene indicación de color libre/ocupado o sin indicación. Tiene una laguna que permite liberar la cerradura en caso de emergencia. En el interior se puede elegir 1 de los 10 modelos de botones.

São possíveis todas as combinações entre os puxadores e as placas existentes. O pedido deve ser efectuado, indicando a referência do puxador seguida da referência da placa.

Exemplo:
IN.00.078.SR – IN.03.008.SF

It's possible all the combinations between handles and the plates. The order should be effected by indicating the handle and plate reference.

Example:
IN.00.078.SR – IN.03.008.SF

Es posible combinar todas las placas con nuestras manillas. El pedido debe ser efectuado indicando la referencia de la manilla más la referencia de la placa deseada.

Ejemplo:
IN.00.078.SR – IN.03.008.SF



IN.00.078.SR
+
IN.03.008.SF
Exemplo /
Example / Ejemplo



SF
Placa cega /
Plate without hole /
Placa ciega.



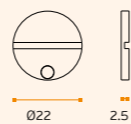
Botão exterior.
Elegível na instalação /
Outside button. Can be chosen on
installation / Botom exterior.
A elegir en la instalación.



PZ
Furo para cilindro
europeu /
European cylinder
key hole /
Agujero para cilindro
europeu.



STANDARD
Botões para livre/ocupado /
Buttons for snib indicator /
Botones para libre/ocupado.



EC
Furo para chave
normal /
Normal key hole /
Agujero para llave
de borjas.



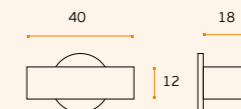
STANDARD B1
Botões para livre/ocupado /
Buttons for snib indicator /
Botones para libre/ocupado.



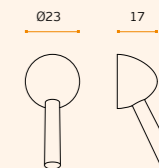
SILICONE B2
Botões para livre/ocupado /
Buttons for snib indicator /
Botones para libre/ocupado.



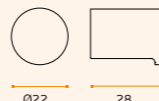
SQUARE B3
Botões para livre/ocupado /
Buttons for snib indicator /
Botones para libre/ocupado.



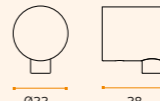
BASTON B4
Botões para livre/ocupado /
Buttons for snib indicator /
Botones para libre/ocupado.



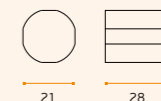
SHAPE B5
Botões para livre/ocupado /
Buttons for snib indicator /
Botones para libre/ocupado.



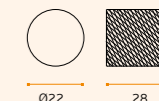
PIN B6
Botões para livre/ocupado /
Buttons for snib indicator /
Botones para libre/ocupado.




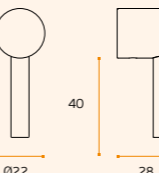
SMART B7
Botões para livre/ocupado /
Buttons for snib indicator /
Botones para libre/ocupado.




DIAMOND B9
Botões para livre/ocupado /
Buttons for snib indicator /
Botones para libre/ocupado.



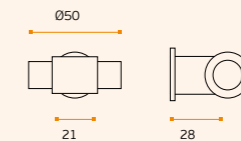
EASY B10
Botões para livre/ocupado /
Buttons for snib indicator /
Botones para libre/ocupado.



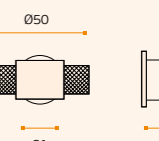
SQUARE ROUNDED B11
Botões para livre/ocupado /
Buttons for snib indicator /
Botones para libre/ocupado.



STOUT B12
Botões para livre/ocupado /
Buttons for snib indicator /
Botones para libre/ocupado.



STOUT WATCH B13
Botões para livre/ocupado /
Buttons for snib indicator /
Botones para libre/ocupado.



PLACAS PARA PUXADORES / PLATE FOR LEVER HANDLES / PLACAS PARA MANILLAS.



.P
Mirror
finish

.TB
PVD
Titanium
black

.TG
PVD
Titanium
gold

.TCO
PVD
Titanium
copper

.TCH
PVD
Titanium
chocolate



IN.03.014.EC

Placa sem mola com anilha de
segurança para chave normal /
Plate for normal key without spring
with security washer / Placa sin
muelle con arandella de seguridad
para llave de borjas.

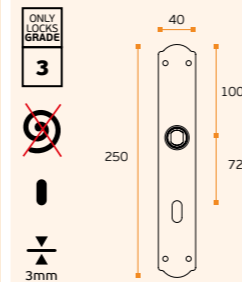


MATERIAL: EN 1.4301 / AISI 304

ACABAMENTO / FINISH / ACABADO:
STANDARD: SATINADO / SATIN / SATIN

OPTIONAL: PVD TITANIUM COATED

.TB / .TG / .TCO / .TCH



IN.03.014.PZ

Placa sem mola com anilha de
segurança para cilindro europeu /
Plate without spring with security
washer for european cylinder /
Placa sin muelle con arandella de
seguridad para cilindro europeo.

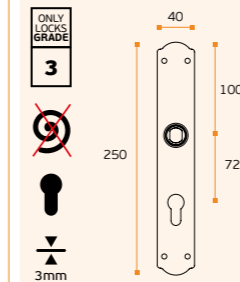


MATERIAL: EN 1.4301 / AISI 304

ACABAMENTO / FINISH / ACABADO:
STANDARD: SATINADO / SATIN / SATIN

OPTIONAL: PVD TITANIUM COATED

.TB / .TG / .TCO / .TCH



**IN.03.014.PZ
+ IN.00.019**
Exemplo /
Example /
Ejemplo



IN.03.014.B1

Placa sem mola com anilha de
segurança para fecho wc. Outros
botões disponíveis / Plate without
spring with security washer for wc
closure. Other buttons available /
Placa sin muelle con arandella de
seguridad para cierre wc. Otros
botones disponibles.

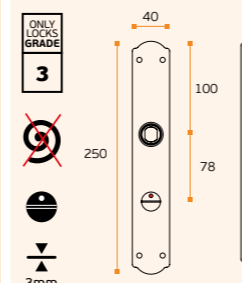


MATERIAL: EN 1.4301 / AISI 304

ACABAMENTO / FINISH / ACABADO:
STANDARD: SATINADO / SATIN / SATIN

OPTIONAL: PVD TITANIUM COATED

.TB / .TG / .TCO / .TCH



IN.03.014.SF

Placa cega sem mola com anilha
de segurança / Plate without hole
and spring with security washer /
Placa ciega sin muelle con arandella
de seguridad.

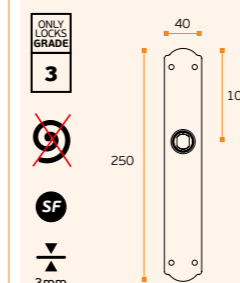


MATERIAL: EN 1.4301 / AISI 304

ACABAMENTO / FINISH / ACABADO:
STANDARD: SATINADO / SATIN / SATIN

OPTIONAL: PVD TITANIUM COATED

.TB / .TG / .TCO / .TCH



PLACAS PARA PUXADORES / PLATE FOR LEVER HANDLES / PLACAS PARA MANILLAS.

IN.03.015.EC

Placa sem mola com anilha de segurança para chave normal / Plate for normal key without spring with security washer / Placa sin muelle con arandella de seguridad para llave de borjas.

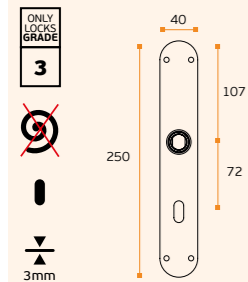
.TB .TG .TCO .TCH

MATERIAL: EN 1.4301 / AISI 304

ACABAMENTO / FINISH / ACABADO:
STANDARD: SATINADO / SATIN / SATIN

OPTIONAL: PVD TITANIUM COATED

.TB / .TG / .TCO / .TCH



IN.03.015.PZ

Placa sem mola com anilha de segurança para cilindro europeu / Plate without spring with security washer for european cylinder / Placa sin muelle con arandella de seguridad para cilindro europeo.

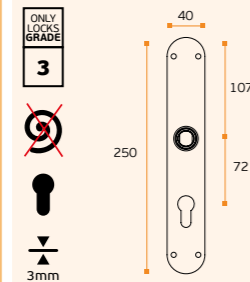
.TB .TG .TCO .TCH

MATERIAL: EN 1.4301 / AISI 304

ACABAMENTO / FINISH / ACABADO:
STANDARD: SATINADO / SATIN / SATIN

OPTIONAL: PVD TITANIUM COATED

.TB / .TG / .TCO / .TCH



IN.03.015.PZ +
IN.00.019.LN
Exemplo /
Example /
Ejemplo

IN.03.015.B1

Placa sem mola com anilha de segurança para fecho wc. Outros botões disponíveis / Plate without spring with security washer for wc closure. Other buttons available / Placa sin muelle con arandella de seguridad para cierre wc. Otros botones disponibles.

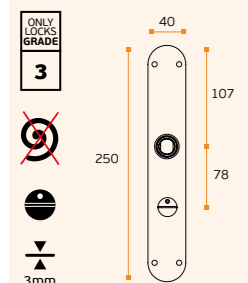
.TB .TG .TCO .TCH

MATERIAL: EN 1.4301 / AISI 304

ACABAMENTO / FINISH / ACABADO:
STANDARD: SATINADO / SATIN / SATIN

OPTIONAL: PVD TITANIUM COATED

.TB / .TG / .TCO / .TCH



IN.03.015.SF

Placa cega sem mola com anilha de segurança / Plate without hole and spring with security washer / Placa ciega sin muelle con arandella de seguridad.

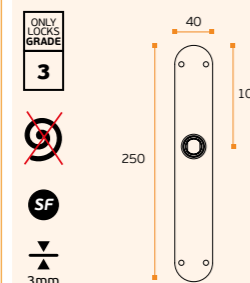
.TB .TG .TCO .TCH

MATERIAL: EN 1.4301 / AISI 304

ACABAMENTO / FINISH / ACABADO:
STANDARD: SATINADO / SATIN / SATIN

OPTIONAL: PVD TITANIUM COATED

.TB / .TG / .TCO / .TCH



.P
Mirror
finish

.TB
PVD
Titanium
black

.TG
PVD
Titanium
gold

.TCO
PVD
Titanium
copper

.TCH
PVD
Titanium
chocolate



.P
Mirror
finish

.TB
PVD
Titanium
black

.TG
PVD
Titanium
gold

.TCO
PVD
Titanium
copper

.TCH
PVD
Titanium
chocolate



IN.03.016.EC

Placa sem mola com anilha de segurança para chave normal / Plate for normal key without spring with security washer / Placa sin muelle con arandella de seguridad para llave de borjas.

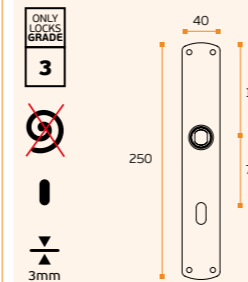
.TB .TG .TCO .TCH

MATERIAL: EN 1.4301 / AISI 304

ACABAMENTO / FINISH / ACABADO:
STANDARD: SATINADO / SATIN / SATIN

OPTIONAL: PVD TITANIUM COATED

.TB / .TG / .TCO / .TCH



IN.03.016.PZ

Placa sem mola com anilha de segurança para cilindro europeu / Plate without spring with security washer for european cylinder / Placa sin muelle con arandella de seguridad para cilindro europeo.

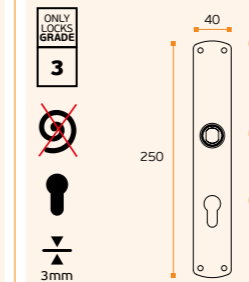
.TB .TG .TCO .TCH

MATERIAL: EN 1.4301 / AISI 304

ACABAMENTO / FINISH / ACABADO:
STANDARD: SATINADO / SATIN / SATIN

OPTIONAL: PVD TITANIUM COATED

.TB / .TG / .TCO / .TCH



IN.03.016.PZ +
IN.00.017
Exemplo /
Example /
Ejemplo

IN.03.016.B1

Placa sem mola com anilha de segurança para fecho wc. Outros botões disponíveis / Plate without spring with security washer for wc closure. Other buttons available / Placa sin muelle con arandella de seguridad para cierre wc. Otros botones disponibles.

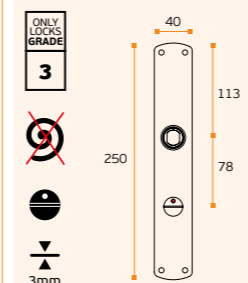
.TB .TG .TCO .TCH

MATERIAL: EN 1.4301 / AISI 304

ACABAMENTO / FINISH / ACABADO:
STANDARD: SATINADO / SATIN / SATIN

OPTIONAL: PVD TITANIUM COATED

.TB / .TG / .TCO / .TCH



IN.03.016.SF

Placa cega sem mola com anilha de segurança / Plate without hole and spring with security washer / Placa ciega sin muelle con arandella de seguridad.

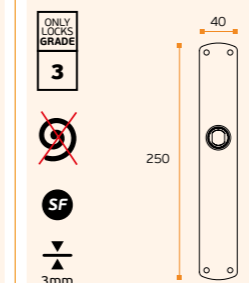
.TB .TG .TCO .TCH

MATERIAL: EN 1.4301 / AISI 304

ACABAMENTO / FINISH / ACABADO:
STANDARD: SATINADO / SATIN / SATIN

OPTIONAL: PVD TITANIUM COATED

.TB / .TG / .TCO / .TCH



PLACAS PARA PUXADORES / PLATE FOR LEVER HANDLES / PLACAS PARA MANILLAS.

IN.03.300.EC.

Placa com entrada para chave normal com fixações ocultas /
 Plate for normal key with hidden fixings / Placa para llave normal con fijaciones ocultas.



MATERIAL: EN 1.4301 / AISI 304

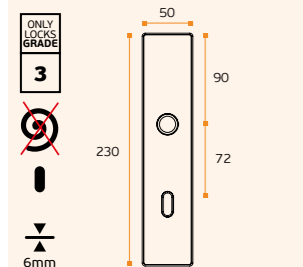
ACABAMENTO / FINISH / ACABADO:
 STANDARD: SATINADO / SATIN / SATIN

OPTIONAL: PVD TITANIUM COATED

.TB / .TG / .TCO / .TCH

OPTIONAL: NATURAL LEATHER

BLACK .N BROWN .B CAMEL .C



IN.03.300.PZ.

Placa com entrada para cilindro europeu com fixações ocultas /
 Plate for european cylinder with hidden fixings / Placa para cilindro europeo con fijaciones ocultas.



MATERIAL: EN 1.4301 / AISI 304


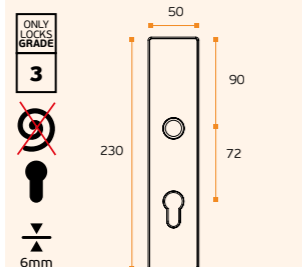
ACABAMENTO / FINISH / ACABADO:
 STANDARD: SATINADO / SATIN / SATIN

OPTIONAL: PVD TITANIUM COATED

.TB / .TG / .TCO / .TCH

OPTIONAL: NATURAL LEATHER

BLACK .N BROWN .B CAMEL .C



Exemplo /
 Example / Ejemplo

IN.03.300.B9.

Placa sem mola interior para fecho wc com fixações ocultas (outros botões disponíveis) /
 Standard plate without interior spring for wc closure with hidden fixings (other buttons available) /
 Placa standard con resorte interior para cierre wc con fijaciones ocultas. (otros botones disponibles).



MATERIAL: EN 1.4301 / AISI 304

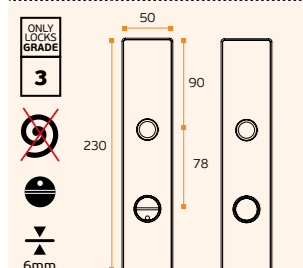
ACABAMENTO / FINISH / ACABADO:
 STANDARD: SATINADO / SATIN / SATIN

OPTIONAL: PVD TITANIUM COATED

.TB / .TG / .TCO / .TCH

OPTIONAL: NATURAL LEATHER

BLACK .N BROWN .B CAMEL .C



IN.03.300.SF.

Placa cega sem mola com fixações ocultas e interior em nylon /
 Blind plate without spring with hidden fixings and inner mechanism in nylon / Placa ciega sin muelle con fijaciones ocultas e mecanismo interior en nylon.



MATERIAL: EN 1.4301 / AISI 304

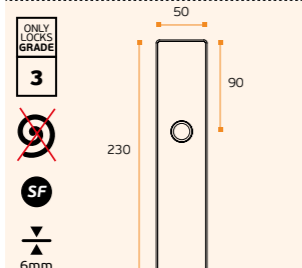
ACABAMENTO / FINISH / ACABADO:
 STANDARD: SATINADO / SATIN / SATIN

OPTIONAL: PVD TITANIUM COATED

.TB / .TG / .TCO / .TCH

OPTIONAL: NATURAL LEATHER

BLACK .N BROWN .B CAMEL .C



Exemplo /
 Example / Ejemplo

IN.03.300.EC.N.TG

1 - Referência do produto /
 Product reference / Referencia del producto
 2 - Versão da placa /
 Plate version / Versión de la placa
 3 - Pele /
 Leather / Piel
 4 - Acabamento titânio /
 Titanium finish / Acabados titânio

PLACAS PARA PUXADORES / PLATE FOR LEVER HANDLES / PLACAS PARA MANILLAS.

IN.03.300.EC.

Placa com entrada para chave normal com fixações ocultas /
 Plate for normal key with hidden fixings / Placa para llave normal con fijaciones ocultas.



MATERIAL: EN 1.4301 / AISI 304

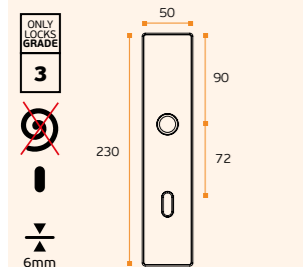
ACABAMENTO / FINISH / ACABADO:
 STANDARD: SATINADO / SATIN / SATIN

OPTIONAL: PVD TITANIUM COATED

.TB / .TG / .TCO / .TCH

OPTIONAL: NATURAL LEATHER

BLACK .N BROWN .B CAMEL .C



IN.03.300.PZ.

Placa com entrada para cilindro europeu com fixações ocultas /
 Plate for european cylinder with hidden fixings / Placa para cilindro europeo con fijaciones ocultas.



MATERIAL: EN 1.4301 / AISI 304


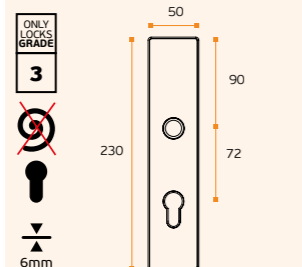
ACABAMENTO / FINISH / ACABADO:
 STANDARD: SATINADO / SATIN / SATIN

OPTIONAL: PVD TITANIUM COATED

.TB / .TG / .TCO / .TCH

OPTIONAL: NATURAL LEATHER

BLACK .N BROWN .B CAMEL .C



Exemplo /
 Example / Ejemplo

IN.03.300.B9.

Placa sem mola interior para fecho wc com fixações ocultas (outros botões disponíveis) /
 Standard plate without interior spring for wc closure with hidden fixings (other buttons available) /
 Placa standard con resorte interior para cierre wc con fijaciones ocultas. (otros botones disponibles).



MATERIAL: EN 1.4301 / AISI 304

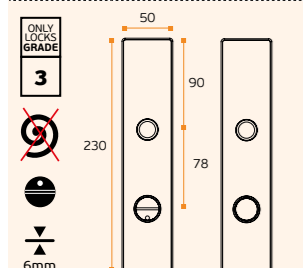
ACABAMENTO / FINISH / ACABADO:
 STANDARD: SATINADO / SATIN / SATIN

OPTIONAL: PVD TITANIUM COATED

.TB / .TG / .TCO / .TCH

OPTIONAL: NATURAL LEATHER

BLACK .N BROWN .B CAMEL .C



IN.03.300.SF.

Placa cega sem mola com fixações ocultas e interior em nylon /
 Blind plate without spring with hidden fixings and inner mechanism in nylon / Placa ciega sin muelle con fijaciones ocultas e mecanismo interior en nylon.



MATERIAL: EN 1.4301 / AISI 304

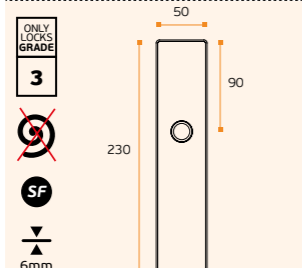
ACABAMENTO / FINISH / ACABADO:
 STANDARD: SATINADO / SATIN / SATIN

OPTIONAL: PVD TITANIUM COATED

.TB / .TG / .TCO / .TCH

OPTIONAL: NATURAL LEATHER

BLACK .N BROWN .B CAMEL .C



Exemplo /
 Example / Ejemplo

IN.03.300.EC.N.TG

1 - Referência do produto /
 Product reference / Referencia del producto
 2 - Versão da placa /
 Plate version / Versión de la placa
 3 - Pele /
 Leather / Piel
 4 - Acabamento titânio /
 Titanium finish / Acabados titânio

PLACAS PARA PUXADORES / PLATE FOR LEVER HANDLES / PLACAS PARA MANILLAS.

IN.03.300.EC.

Placa com entrada para chave normal com fixações ocultas /
 Plate for normal key with hidden fixings / Placa para llave normal con fijaciones ocultas.



MATERIAL: EN 1.4301 / AISI 304

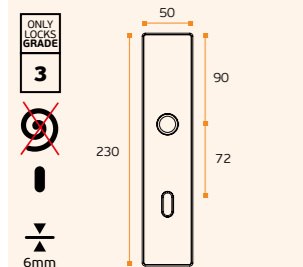
ACABAMENTO / FINISH / ACABADO:
 STANDARD: SATINADO / SATIN / SATIN

OPTIONAL: PVD TITANIUM COATED

.TB / .TG / .TCO / .TCH

OPTIONAL: NATURAL LEATHER

BLACK .N BROWN .B CAMEL .C



IN.03.300.PZ.

Placa com entrada para cilindro europeu com fixações ocultas /
 Plate for european cylinder with hidden fixings / Placa para cilindro europeo con fijaciones ocultas.



MATERIAL: EN 1.4301 / AISI 304


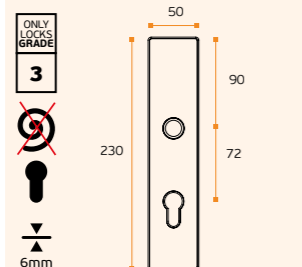
ACABAMENTO / FINISH / ACABADO:
 STANDARD: SATINADO / SATIN / SATIN

OPTIONAL: PVD TITANIUM COATED

.TB / .TG / .TCO / .TCH

OPTIONAL: NATURAL LEATHER

BLACK .N BROWN .B CAMEL .C



Exemplo /
 Example / Ejemplo

IN.03.300.B9.

Placa sem mola interior para fecho wc com fixações ocultas (outros botões disponíveis) /
 Standard plate without interior spring for wc closure with hidden fixings (other buttons available) /
 Placa standard con resorte interior para cierre wc con fijaciones ocultas. (otros botones disponibles).



MATERIAL: EN 1.4301 / AISI 304

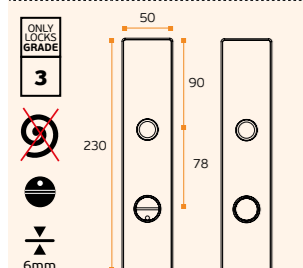
ACABAMENTO / FINISH / ACABADO:
 STANDARD: SATINADO / SATIN / SATIN

OPTIONAL: PVD TITANIUM COATED

.TB / .TG / .TCO / .TCH

OPTIONAL: NATURAL LEATHER

BLACK .N BROWN .B CAMEL .C



IN.03.300.SF.

Placa cega sem mola com fixações ocultas e interior em nylon /
 Blind plate without spring with hidden fixings and inner mechanism in nylon / Placa ciega sin muelle con fijaciones ocultas e mecanismo interior en nylon.



MATERIAL: EN 1.4301 / AISI 304

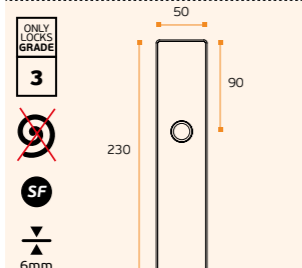
ACABAMENTO / FINISH / ACABADO:
 STANDARD: SATINADO / SATIN / SATIN

OPTIONAL: PVD TITANIUM COATED

.TB / .TG / .TCO / .TCH

OPTIONAL: NATURAL LEATHER

BLACK .N BROWN .B CAMEL .C



Exemplo /
 Example / Ejemplo

IN.03.300.EC.N.TG

1 - Referência do produto /
 Product reference / Referencia del producto
 2 - Versão da placa /
 Plate version / Versión de la placa
 3 - Pele /
 Leather / Piel
 4 - Acabamento titânio /
 Titanium finish / Acabados titânio

PLACAS PARA PUXADORES / PLATE FOR LEVER HANDLES / PLACAS PARA MANILLAS.

IN.03.300.EC.

Placa com entrada para chave normal com fixações ocultas /
 Plate for normal key with hidden fixings / Placa para llave normal con fijaciones ocultas.



MATERIAL: EN 1.4301 / AISI 304

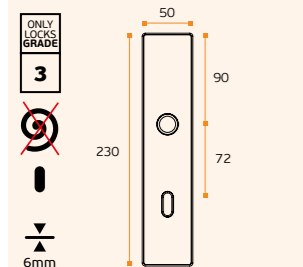
ACABAMENTO / FINISH / ACABADO:
 STANDARD: SATINADO / SATIN / SATIN

OPTIONAL: PVD TITANIUM COATED

.TB / .TG / .TCO / .TCH

OPTIONAL: NATURAL LEATHER

BLACK .N BROWN .B CAMEL .C



IN.03.300.PZ.

Placa com entrada para cilindro europeu com fixações ocultas /
 Plate for european cylinder with hidden fixings / Placa para cilindro europeo con fijaciones ocultas.



MATERIAL: EN 1.4301 / AISI 304


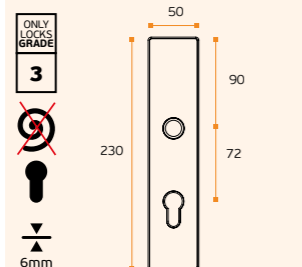
ACABAMENTO / FINISH / ACABADO:
 STANDARD: SATINADO / SATIN / SATIN

OPTIONAL: PVD TITANIUM COATED

.TB / .TG / .TCO / .TCH

OPTIONAL: NATURAL LEATHER

BLACK .N BROWN .B CAMEL .C



Exemplo /
 Example / Ejemplo

IN.03.300.B9.

Placa sem mola interior para fecho wc com fixações ocultas (outros botões disponíveis) /
 Standard plate without interior spring for wc closure with hidden fixings (other buttons available) /
 Placa standard con resorte interior para cierre wc con fijaciones ocultas. (otros botones disponibles).



MATERIAL: EN 1.4301 / AISI 304

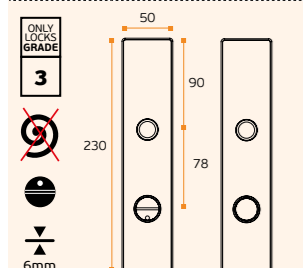
ACABAMENTO / FINISH / ACABADO:
 STANDARD: SATINADO / SATIN / SATIN

OPTIONAL: PVD TITANIUM COATED

.TB / .TG / .TCO / .TCH

OPTIONAL: NATURAL LEATHER

BLACK .N BROWN .B CAMEL .C



IN.03.300.SF.

Placa cega sem mola com fixações ocultas e interior em nylon /
 Blind plate without spring with hidden fixings and inner mechanism in nylon / Placa ciega sin muelle con fijaciones ocultas e mecanismo interior en nylon.



PLACAS PARA PUXADORES / PLATE FOR LEVER HANDLES / PLACAS PARA MANILLAS.

IN.03.071.EC

Placa 100% recta sem mola interior para chave normal / 100% straight plate without spring for normal key / Placa 100% recta sin muelle para llave de borjas.

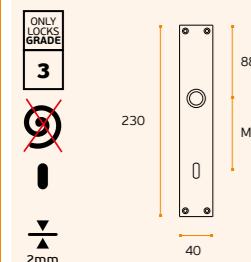


MATERIAL: EN 1.4301 / AISI 304

ACABAMENTO / FINISH / ACABADO:
STANDARD: SATINADO / SATIN / SATIN

OPTIONAL: PVD TITANIUM COATED

.TB / .TG / .TCO / .TCH



IN.03.071.PZ

Placa 100% recta sem mola interior para cilindro europeu / 100% straight plate without spring for european cylinder / Placa 100% recta sin muelle para cilindro europeo.

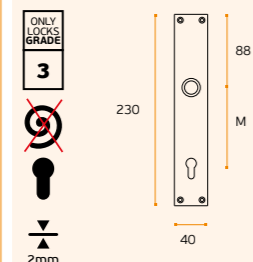


MATERIAL: EN 1.4301 / AISI 304

ACABAMENTO / FINISH / ACABADO:
STANDARD: SATINADO / SATIN / SATIN

OPTIONAL: PVD TITANIUM COATED

.TB / .TG / .TCO / .TCH



IN.00.122.SR +
IN.03.071.SF
Exemplo /
Example /
Ejemplo



.P
Mirror finish

.TB
PVD
Titanium black

.TG
PVD
Titanium gold

.TCO
PVD
Titanium copper

.TCH
PVD
Titanium chocolate



.P
Mirror finish

.TB
PVD
Titanium black

.TG
PVD
Titanium gold

.TCO
PVD
Titanium copper

.TCH
PVD
Titanium chocolate



IN.03.081.EC

Placa mini sem mola interior para chave normal / Mini plate without spring for normal key / Placa sin muelle para llave de borjas.

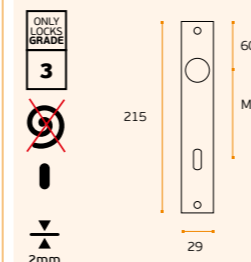


MATERIAL: EN 1.4301 / AISI 304

ACABAMENTO / FINISH / ACABADO:
STANDARD: SATINADO / SATIN / SATIN

OPTIONAL: PVD TITANIUM COATED

.TB / .TG / .TCO / .TCH



IN.03.081.PZ

Placa mini sem mola interior para cilindro europeu / Mini plate without spring for european cylinder / Placa sin muelle para cilindro europeo.

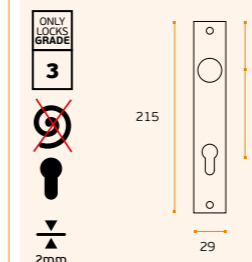


MATERIAL: EN 1.4301 / AISI 304

ACABAMENTO / FINISH / ACABADO:
STANDARD: SATINADO / SATIN / SATIN

OPTIONAL: PVD TITANIUM COATED

.TB / .TG / .TCO / .TCH



IN.00.050.SR +
IN.03.081.EC
Exemplo /
Example /
Ejemplo



IN.03.071.B1

Placa 100% recta sem mola interior para fecho wc. Outros botões disponíveis / 100% straight plate without spring for wc closure. Other buttons available / Placa 100% recta sin muelle para cierre wc. Otros botones disponibles.

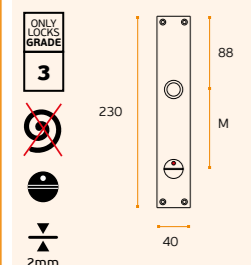


MATERIAL: EN 1.4301 / AISI 304

ACABAMENTO / FINISH / ACABADO:
STANDARD: SATINADO / SATIN / SATIN

OPTIONAL: PVD TITANIUM COATED

.TB / .TG / .TCO / .TCH



IN.03.071.SF

Placa cega 100% recta sem mola interior / 100% straight plate without hole and spring / Placa ciega 100% recta sin muelle.

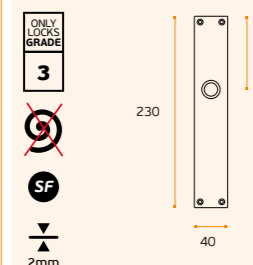


MATERIAL: EN 1.4301 / AISI 304

ACABAMENTO / FINISH / ACABADO:
STANDARD: SATINADO / SATIN / SATIN

OPTIONAL: PVD TITANIUM COATED

.TB / .TG / .TCO / .TCH



IN.03.081.B1

Placa mini sem mola interior para fecho wc. Outros botões disponíveis / Mini plate without spring for wc closure. Other buttons available / Placa mini sin muelle para cierre wc. Otros botones disponibles.

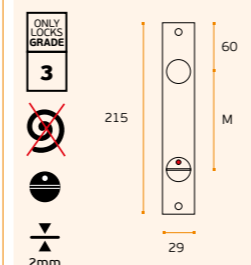


MATERIAL: EN 1.4301 / AISI 304

ACABAMENTO / FINISH / ACABADO:
STANDARD: SATINADO / SATIN / SATIN

OPTIONAL: PVD TITANIUM COATED

.TB / .TG / .TCO / .TCH



IN.03.081.SF

Placa mini cega sem mola interior / Mini plate without spring / Placa mini ciega sin muelle.

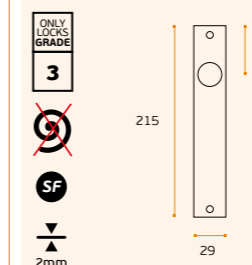


MATERIAL: EN 1.4301 / AISI 304

ACABAMENTO / FINISH / ACABADO:
STANDARD: SATINADO / SATIN / SATIN

OPTIONAL: PVD TITANIUM COATED

.TB / .TG / .TCO / .TCH



IN.03.081...S
Opcionalmente
fornecida
com anilha
de segurança /
Optionally
can be supplied
with security
washer /
Opcional
suministrada
con arandella
de seguridad.

PLACAS PARA PUXADORES / PLATE FOR LEVER HANDLES / PLACAS PARA MANILLAS.

IN.03.031.EC XL PLATE
Placa com mola interior para chave normal. Placa desenhada para ocultar furações de anteriores aplicações de puxadores / Plate with interior spring for normal key. Plate designed to occult holes of previous applications of door handles / Placa con resorte interior para llave de borjas. La placa diseñada para ocultar los agujeros de anteriores manillas.

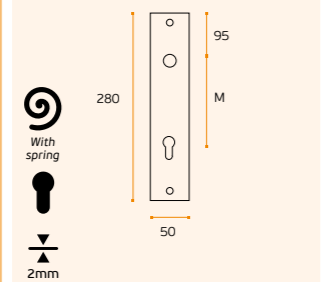
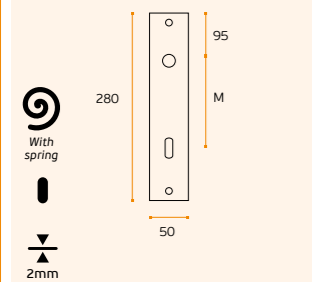
IN.03.031.PZ XL PLATE
Placa com mola interior para cilindro europeu. Placa desenhada para ocultar furações de anteriores aplicações de puxadores / Plate with interior spring for european cylinder. Plate designed to occult holes of previous applications of door handles / Placa con resorte interior para cilindro europeu. La placa diseñada para ocultar los agujeros de anteriores manillas.



IN.00.043.SR + IN.03.031.SF
Exemplo / Example / Ejemplo

MATERIAL: EN 1.4301 / AISI 304
ACABAMENTO / FINISH / ACABADO: STANDARD: SATINADO / SATIN / SATIN
OPTIONAL: PVD TITANIUM COATED
.TB / .TG / .TCO / .TCH

MATERIAL: EN 1.4301 / AISI 304
ACABAMENTO / FINISH / ACABADO: STANDARD: SATINADO / SATIN / SATIN
OPTIONAL: PVD TITANIUM COATED
.TB / .TG / .TCO / .TCH



IN.03.031.B1 XL PLATE
Placa com mola interior para fecho wc. Placa desenhada para ocultar furações de anteriores aplicações de puxadores. Outros botões disponíveis / Plate with interior spring for wc closure. Plate designed to occult holes of previous applications of door handles. Other buttons available / Placa con resorte interior para cierre wc. La placa diseñada para ocultar los agujeros de anteriores manillas. Otros botones disponibles.

IN.03.031.SF XL PLATE
Placa cega com mola interior. Placa desenhada para ocultar furações de anteriores aplicações de puxadores / Blind plate with interior spring. Plate designed to occult holes of previous applications of door handles / Placa ciega con resorte interior. La placa diseñada para ocultar los agujeros de anteriores manillas.



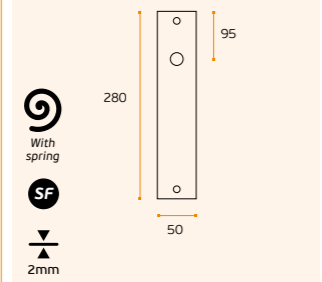
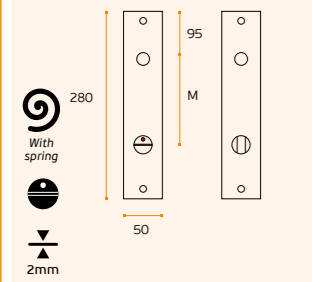
IN.03.031...S
Opcionalmente fornecida com anilha de segurança, sem mola interior.

Optionally can be supplied with security washer, without spring.

Opcional suministrada con arandella de seguridad, sin muelle.

MATERIAL: EN 1.4301 / AISI 304
ACABAMENTO / FINISH / ACABADO: STANDARD: SATINADO / SATIN / SATIN
OPTIONAL: PVD TITANIUM COATED
.TB / .TG / .TCO / .TCH

MATERIAL: EN 1.4301 / AISI 304
ACABAMENTO / FINISH / ACABADO: STANDARD: SATINADO / SATIN / SATIN
OPTIONAL: PVD TITANIUM COATED
.TB / .TG / .TCO / .TCH



- .P** Mirror finish
- .TB** PVD Titanium black
- .TG** PVD Titanium gold
- .TCO** PVD Titanium copper
- .TCH** PVD Titanium chocolate
- .P** Mirror finish
- .TB** PVD Titanium black
- .TG** PVD Titanium gold
- .TCO** PVD Titanium copper
- .TCH** PVD Titanium chocolate



IN.03.007.EC
Placa com mola interior para chave normal / Plate with interior spring for normal key / Placa con resorte interior para llave de borjas.

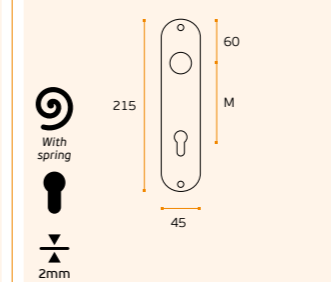
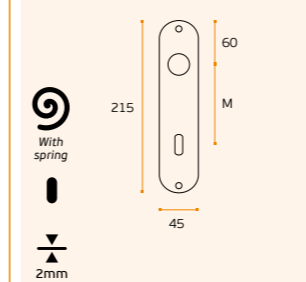
IN.03.007.PZ
Placa com mola interior para cilindro europeu / Plate with interior spring for European cylinder / Placa con resorte interior para cilindro Europeo.



IN.00.046.SR + IN.03.007.EC
Exemplo / Example / Ejemplo

MATERIAL: EN 1.4301 / AISI 304
ACABAMENTO / FINISH / ACABADO: STANDARD: SATINADO / SATIN / SATIN
OPTIONAL: PVD TITANIUM COATED
.TB / .TG / .TCO / .TCH

MATERIAL: EN 1.4301 / AISI 304
ACABAMENTO / FINISH / ACABADO: STANDARD: SATINADO / SATIN / SATIN
OPTIONAL: PVD TITANIUM COATED
.TB / .TG / .TCO / .TCH



IN.03.007.B1
Placa com mola interior para fecho wc. Outros botões disponíveis / Plate with interior spring for wc closure. Other buttons available / Placa con resorte interior para cierre wc. Otros botones disponibles.

IN.03.007.SF
Placa cega com mola interior / Plate with interior spring without hole / Placa ciega con resorte interior.



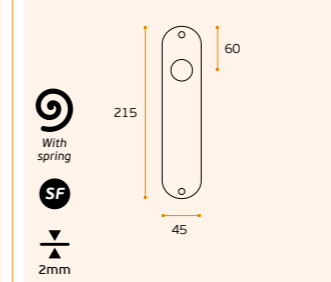
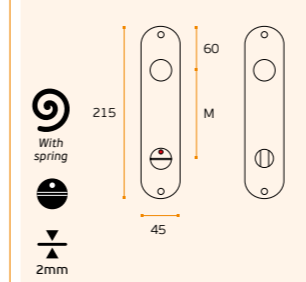
IN.03.007...S
Opcionalmente fornecida com anilha de segurança, sem mola interior.

Optionally can be supplied with security washer, without spring.

Opcional suministrada con arandella de seguridad, sin muelle.

MATERIAL: EN 1.4301 / AISI 304
ACABAMENTO / FINISH / ACABADO: STANDARD: SATINADO / SATIN / SATIN
OPTIONAL: PVD TITANIUM COATED
.TB / .TG / .TCO / .TCH

MATERIAL: EN 1.4301 / AISI 304
ACABAMENTO / FINISH / ACABADO: STANDARD: SATINADO / SATIN / SATIN
OPTIONAL: PVD TITANIUM COATED
.TB / .TG / .TCO / .TCH



PLACAS PARA PUXADORES / PLATE FOR LEVER HANDLES / PLACAS PARA MANILLAS.

IN.03.001.EC

Placa standard com mola interior para chave normal / Standard plate with interior spring for normal key / Placa standard con resorte interior para llave de borjas.

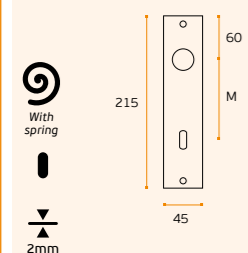


MATERIAL: EN 1.4301 / AISI 304

ACABAMENTO / FINISH / ACABADO:
STANDARD: SATINADO / SATIN / SATIN

OPTIONAL: PVD TITANIUM COATED

.TB / .TG / .TCO / .TCH



IN.03.001.PZ

Placa standard com mola interior para cilindro europeu / Standard plate with interior spring for european cylinder / Placa standard con resorte interior para cilindro europeo.

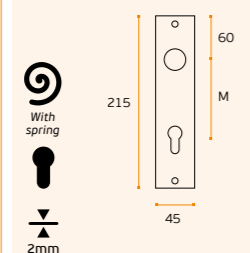


MATERIAL: EN 1.4301 / AISI 304

ACABAMENTO / FINISH / ACABADO:
STANDARD: SATINADO / SATIN / SATIN

OPTIONAL: PVD TITANIUM COATED

.TB / .TG / .TCO / .TCH



IN.00.030.SR
+
IN.03.001.SF
Exemplo /
Example /
Ejemplo

IN.03.001.B1

Placa standard com mola interior para fecho wc. (outros botões disponíveis) / Standard plate with interior spring for wc closure (other buttons available) / Placa standard con resorte interior para cierre wc (otros botones disponibles).

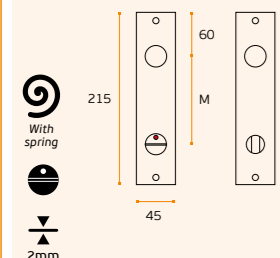


MATERIAL: EN 1.4301 / AISI 304

ACABAMENTO / FINISH / ACABADO:
STANDARD: SATINADO / SATIN / SATIN

OPTIONAL: PVD TITANIUM COATED

.TB / .TG / .TCO / .TCH



IN.03.001.SF

Placa cega standard com mola interior / Standard plate with interior spring without hole / Placa ciega standard con resorte interior.

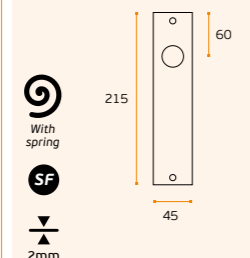


MATERIAL: EN 1.4301 / AISI 304

ACABAMENTO / FINISH / ACABADO:
STANDARD: SATINADO / SATIN / SATIN

OPTIONAL: PVD TITANIUM COATED

.TB / .TG / .TCO / .TCH



IN.03.001...S
Opcionalmente
fornecida com
anilha de
segurança.
sem mola
interior.

Optionally can
be supplied with
security washer.
without spring.

Opcional
suministrada
con arandella de
seguridad.
sin muelle.



.P
Mirror
finish

.TB
PVD
Titanium
black

.TG
PVD
Titanium
gold

.TCO
PVD
Titanium
copper

.TCH
PVD
Titanium
chocolate



.P
Mirror
finish

.TB
PVD
Titanium
black

.TG
PVD
Titanium
gold

.TCO
PVD
Titanium
copper

.TCH
PVD
Titanium
chocolate



~~Without
spring~~

With
spring

Thickness
plate

Normal
key

European
cylinder

WC
closure

SF
without
hole

~~Without
spring~~

With
spring

Thickness
plate

Normal
key

European
cylinder

WC
closure

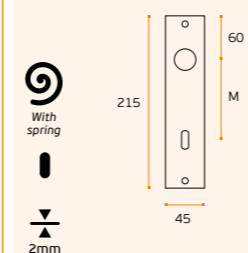
SF
without
hole

IN.03.001.EC.P

Placa standard com mola interior para chave normal / Standard plate with interior spring for normal key / Placa standard con resorte interior para llave de borjas.

MATERIAL: EN 1.4301 / AISI 304

ACABAMENTO / FINISH / ACABADO:
POLIDO / POLISHED / PULIDO

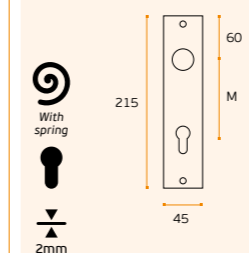


IN.03.001.PZ.P

Placa standard com mola interior para cilindro europeu / Standard plate with interior spring for european cylinder / Placa standard con resorte interior para cilindro europeo.

MATERIAL: EN 1.4301 / AISI 304

ACABAMENTO / FINISH / ACABADO:
POLIDO / POLISHED / PULIDO



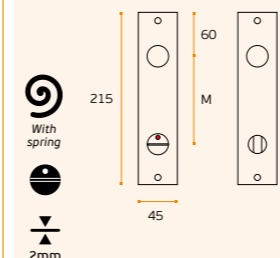
IN.00.078P.SR
+
IN.03.001.SF.P
Exemplo /
Example /
Ejemplo

IN.03.001.B1.P

Placa standard com mola interior para fecho wc. (outros botões disponíveis) / Standard plate with interior spring for wc closure (other buttons available) / Placa standard con resorte interior para cierre wc (otros botones disponibles).

MATERIAL: EN 1.4301 / AISI 304

ACABAMENTO / FINISH / ACABADO:
POLIDO / POLISHED / PULIDO

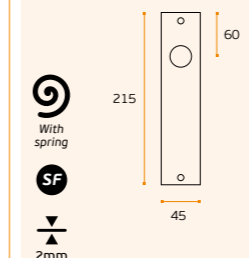


IN.03.001.SF.P

Placa cega standard com mola interior / Standard plate with interior spring without hole / Placa ciega standard con resorte interior.

MATERIAL: EN 1.4301 / AISI 304

ACABAMENTO / FINISH / ACABADO:
POLIDO / POLISHED / PULIDO



IN.03.001...P...S
Opcionalmente
fornecida com
anilha de
segurança.
sem mola
interior.

Optionally can
be supplied with
security washer.
without spring.

Opcional
suministrada
con arandella de
seguridad.
sin muelle.



PLACAS PARA PUXADORES / PLATE FOR LEVER HANDLES / PLACAS PARA MANILLAS.

IN.03.008.EC

Placa com mola interior para chave normal. Interior em nylon / Plate with interior spring for normal key. Inner mechanism in nylon / Placa con resorte interior para llave normal. Mecanismo interior en nylon.

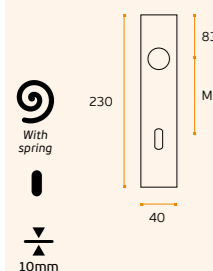
.TB .TG .TCO .TCH

MATERIAL: EN 1.4301 / AISI 304

ACABAMENTO / FINISH / ACABADO:
 STANDARD: SATINADO / SATIN / SATIN

OPTIONAL: PVD TITANIUM COATED

.TB / .TG / .TCO / .TCH



IN.03.008.PZ

Placa com mola interior para cilindro europeu. Interior em nylon / Plate with interior spring for european cylinder. Inner mechanism in nylon / Placa con resorte interior para cilindro europeo. Mecanismo interior en nylon.

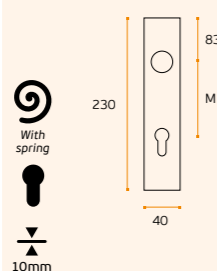
.TB .TG .TCO .TCH

MATERIAL: EN 1.4301 / AISI 304

ACABAMENTO / FINISH / ACABADO:
 STANDARD: SATINADO / SATIN / SATIN

OPTIONAL: PVD TITANIUM COATED

.TB / .TG / .TCO / .TCH



IN.00.080.SR
 +
 IN.03.008.SF
 Exemplo /
 Example /
 Ejemplo



.P
 Mirror
 finish

.TB
 PVD
 Titanium
 black

.TG
 PVD
 Titanium
 gold

.TCO
 PVD
 Titanium
 copper

.TCH
 PVD
 Titanium
 chocolate



ONLY
 LOCKS
 GRADE
 3

.P
 Mirror
 finish

.TB
 PVD
 Titanium
 black

.TG
 PVD
 Titanium
 gold

.TCO
 PVD
 Titanium
 copper

.TCH
 PVD
 Titanium
 chocolate



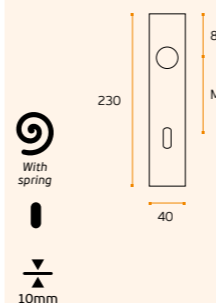
ONLY
 LOCKS
 GRADE
 3

IN.03.008.EC.P

Placa com mola interior para chave normal. Interior em nylon / Plate with interior spring for normal key. Inner mechanism in nylon / Placa con resorte interior para llave normal. Mecanismo interior en nylon.

MATERIAL: EN 1.4301 / AISI 304

ACABAMENTO / FINISH / ACABADO:
 POLIDO / POLISHED / PULIDO

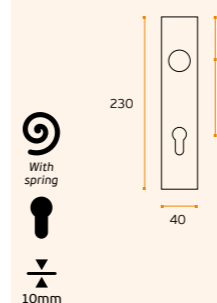


IN.03.008.PZ.P

Placa com mola interior para cilindro europeu. Interior em nylon / Plate with interior spring for european cylinder. Inner mechanism in nylon / Placa con resorte interior para cilindro europeo. Mecanismo interior en nylon.

MATERIAL: EN 1.4301 / AISI 304

ACABAMENTO / FINISH / ACABADO:
 POLIDO / POLISHED / PULIDO



IN.00.078.SR
 +
 IN.03.008.SF.P
 Exemplo /
 Example /
 Ejemplo



IN.03.008.B1

Placa com mola interior. Interior em nylon (outros botões disponíveis) / Plate with interior spring. Inner mechanism in nylon (other buttons available) / Placa con resorte interior. Mecanismo interior en nylon (otros botones disponibles).

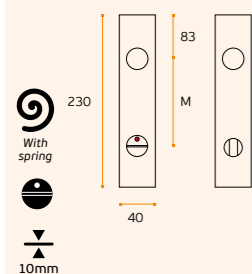
.TB .TG .TCO .TCH

MATERIAL: EN 1.4301 / AISI 304

ACABAMENTO / FINISH / ACABADO:
 STANDARD: SATINADO / SATIN / SATIN

OPTIONAL: PVD TITANIUM COATED

.TB / .TG / .TCO / .TCH



IN.03.008.SF

Placa cega com mola interior. Interior em nylon / Blind plate with interior spring. Inner mechanism in nylon / Placa ciega con resorte interior. Mecanismo interior en nylon.

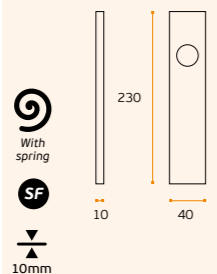
.TB .TG .TCO .TCH

MATERIAL: EN 1.4301 / AISI 304

ACABAMENTO / FINISH / ACABADO:
 STANDARD: SATINADO / SATIN / SATIN

OPTIONAL: PVD TITANIUM COATED

.TB / .TG / .TCO / .TCH



~~Without
 spring~~

With
 spring

Thickness
 plate

Normal
 key

European
 cylinder

WC
 closure

SF
 without
 hole

~~Without
 spring~~

With
 spring

Thickness
 plate

Normal
 key

European
 cylinder

WC
 closure

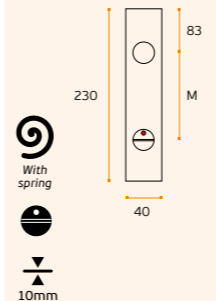
SF
 without
 hole

IN.03.008.B1.P

Placa com mola interior. Interior em nylon (outros botões disponíveis) / Plate with interior spring. Inner mechanism in nylon (other buttons available) / Placa con resorte interior. Mecanismo interior en nylon (otros botones disponibles).

MATERIAL: EN 1.4301 / AISI 304

ACABAMENTO / FINISH / ACABADO:
 POLIDO / POLISHED / PULIDO

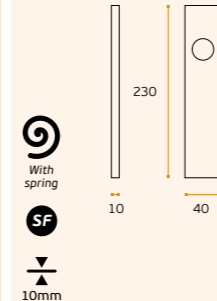


IN.03.008.SF.P

Placa cega com mola interior. Interior em nylon / Blind plate with interior spring. Inner mechanism in nylon / Placa ciega con resorte interior. Mecanismo interior en nylon.

MATERIAL: EN 1.4301 / AISI 304

ACABAMENTO / FINISH / ACABADO:
 POLIDO / POLISHED / PULIDO



PLACAS PARA PUXADORES / PLATE FOR LEVER HANDLES / PLACAS PARA MANILLAS.

IN.03.009.EC

Placa com mola interior para chave normal. Interior em nylon / Plate with interior spring for normal key. Inner mechanism in nylon / Placa con resorte interior para llave normal. Mecanismo interior en nylon.

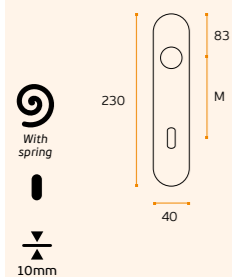
.TB .TG .TCO .TCH

MATERIAL: EN 1.4301 / AISI 304

ACABAMENTO / FINISH / ACABADO:
STANDARD: SATINADO / SATIN / SATIN

OPTIONAL: PVD TITANIUM COATED

.TB / .TG / .TCO / .TCH



IN.03.009.PZ

Placa com mola interior para cilindro europeu. Interior em nylon / Plate with interior spring for european cylinder. Inner mechanism in nylon / Placa con resorte interior para cilindro europeo. Mecanismo interior en nylon.

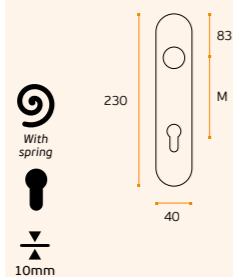
.TB .TG .TCO .TCH

MATERIAL: EN 1.4301 / AISI 304

ACABAMENTO / FINISH / ACABADO:
STANDARD: SATINADO / SATIN / SATIN

OPTIONAL: PVD TITANIUM COATED

.TB / .TG / .TCO / .TCH



IN.00.028.B.SR
+
IN.03.009.SF
Exemplo /
Example /
Ejemplo



IN.03.009.B1

Placa com mola interior. Interior em nylon (outros botões disponíveis) / Plate with interior spring. Inner mechanism in nylon (other buttons available) / Placa con resorte interior. Mecanismo interior en nylon (otros botones disponibles).

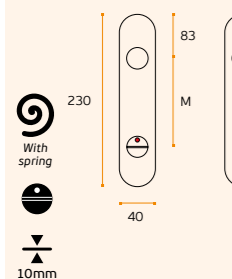
.TB .TG .TCO .TCH

MATERIAL: EN 1.4301 / AISI 304

ACABAMENTO / FINISH / ACABADO:
STANDARD: SATINADO / SATIN / SATIN

OPTIONAL: PVD TITANIUM COATED

.TB / .TG / .TCO / .TCH



IN.03.009.SF

Placa cega com mola interior. Interior em nylon / Blind plate with interior spring. Inner mechanism in nylon / Placa ciega con resorte interior. Mecanismo interior en nylon.

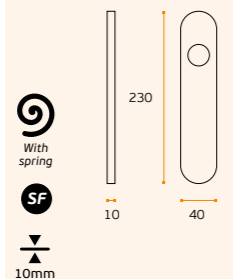
.TB .TG .TCO .TCH

MATERIAL: EN 1.4301 / AISI 304

ACABAMENTO / FINISH / ACABADO:
STANDARD: SATINADO / SATIN / SATIN

OPTIONAL: PVD TITANIUM COATED

.TB / .TG / .TCO / .TCH



Placa com mola interior. Interior em nylon (outros botões disponíveis) / Plate with interior spring. Inner mechanism in nylon (other buttons available) / Placa con resorte interior. Mecanismo interior en nylon (otros botones disponibles).

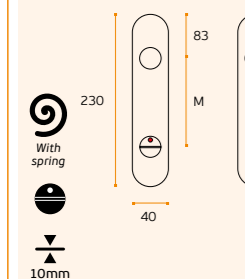
.TB .TG .TCO .TCH

MATERIAL: EN 1.4301 / AISI 304

ACABAMENTO / FINISH / ACABADO:
STANDARD: SATINADO / SATIN / SATIN

OPTIONAL: PVD TITANIUM COATED

.TB / .TG / .TCO / .TCH



Placa cega com mola interior. Interior em nylon / Blind plate with interior spring. Inner mechanism in nylon / Placa ciega con resorte interior. Mecanismo interior en nylon.

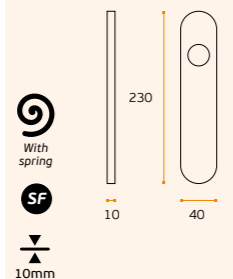
.TB .TG .TCO .TCH

MATERIAL: EN 1.4301 / AISI 304

ACABAMENTO / FINISH / ACABADO:
STANDARD: SATINADO / SATIN / SATIN

OPTIONAL: PVD TITANIUM COATED

.TB / .TG / .TCO / .TCH



.P
Mirror
finish

.TB
PVD
Titanium
black

.TG
PVD
Titanium
gold

.TCO
PVD
Titanium
copper

.TCH
PVD
Titanium
chocolate



.P
Mirror
finish

.TB
PVD
Titanium
black

.TG
PVD
Titanium
gold

.TCO
PVD
Titanium
copper

.TCH
PVD
Titanium
chocolate

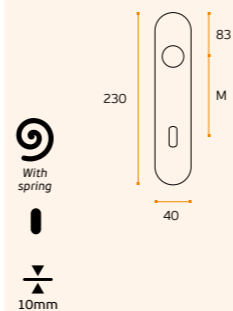


IN.03.009.EC.P

Placa com mola interior para chave normal. Interior em nylon / Plate with interior spring for normal key. Inner mechanism in nylon / Placa con resorte interior para llave normal. Mecanismo interior en nylon.

MATERIAL: EN 1.4301 / AISI 304

ACABAMENTO / FINISH / ACABADO:
POLIDO / POLISHED / PULIDO

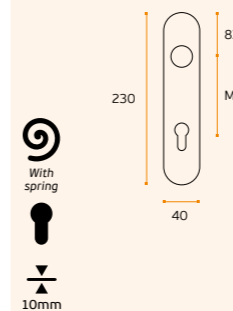


IN.03.009.PZ.P

Placa com mola interior para cilindro europeu. Interior em nylon / Plate with interior spring for european cylinder. Inner mechanism in nylon / Placa con resorte interior para cilindro europeo. Mecanismo interior en nylon.

MATERIAL: EN 1.4301 / AISI 304

ACABAMENTO / FINISH / ACABADO:
POLIDO / POLISHED / PULIDO



IN.00.030.SR
+
IN.03.009.SF.P
Exemplo /
Example /
Ejemplo



~~Without
spring~~

With
spring

Thickness
plate

Normal
key

European
cylinder

WC
closure

SF
without
hole

~~Without
spring~~

With
spring

Thickness
plate

Normal
key

European
cylinder

WC
closure

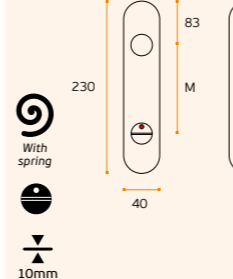
SF
without
hole

IN.03.009.B1.P

Placa com mola interior. Interior em nylon (outros botões disponíveis) / Plate with interior spring. Inner mechanism in nylon (other buttons available) / Placa con resorte interior. Mecanismo interior en nylon (otros botones disponibles).

MATERIAL: EN 1.4301 / AISI 304

ACABAMENTO / FINISH / ACABADO:
POLIDO / POLISHED / PULIDO

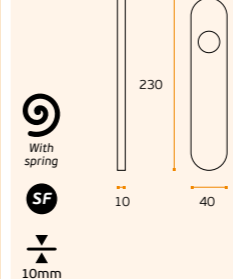


IN.03.009.SF.P

Placa cega com mola interior. Interior em nylon / Blind plate with interior spring. Inner mechanism in nylon / Placa ciega con resorte interior. Mecanismo interior en nylon.

MATERIAL: EN 1.4301 / AISI 304

ACABAMENTO / FINISH / ACABADO:
POLIDO / POLISHED / PULIDO



**PLACAS PARA PUXADORES /
PLATE FOR LEVER HANDLES /
PLACAS PARA MANILLAS.**



**MICRO™
SAFE**



ANTIMICROBIAL

.P
Mirror
finish

.TB
PVD
Titanium
black

.TG
PVD
Titanium
gold

.TCO
PVD
Titanium
copper

.TCH
PVD
Titanium
chocolate



More
information:
Please check our
MICROSAFE
catalogue



NEW

IN.03.100.TMS JNF MICROsafe™

Conjunto de placa desenvolvida para a utilização em espaços de grande afluência com 5 pontos de fixação da placa à porta. Conjunto inclui puxador fixo à placa de 3mm (IN.00.270) com anilha de segurança com polímero antifrição e fechadura de embutir para cilindro europeu para portas com uso elevado grau 3 (IN.20.995) com certificação CE e corta-fogo. Este conjunto de placa tem acabamento antimicrobial. /

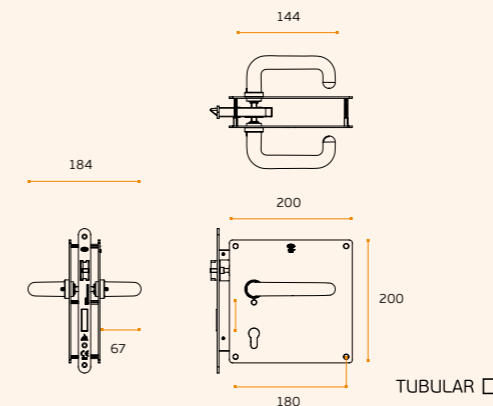
Plate set developed for use in busy spaces with 5 points for fixing the plate to the door. Set includes handle fixed to the 3mm plate (IN.00.270) with safety washer with anti-friction polymer and mortise door lock for european cylinder for doors with heavy use grade 3 (IN.20.995) with CE certification and fireproof protection. This plate set has an antimicrobial finish. /

Juego de placa desarrollado para uso en espacios concurridos con 5 puntos para fijar la placa a la puerta. El juego incluye manilla fijada a la placa de 3mm (IN.00.270) con arandela de seguridad con polímero antifricción y cerradura de embutir para cilindro europeo para puertas con uso elevado grado 3 (IN.20.995) con certificación CE y protección contra incendios. Este juego de placa tiene un acabado antimicrobiano. /



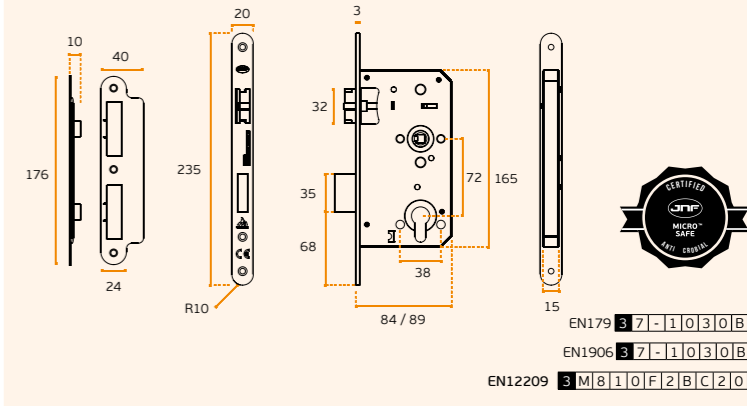
MATERIAL: EN 1.4301 / AISI 304

ACABAMENTO / FINISH / ACABADO STANDARD:
JNF MICROSAFE™.TMS (ANTIMICROBIAL)



MATERIAL: EN 1.4301 / AISI 304

ACABAMENTO / FINISH / ACABADO STANDARD:
JNF MICROSAFE™.TMS (ANTIMICROBIAL)



ANTIMICROBIAL

A tecnologia JNF MICROSAFE™ reduz o crescimento microbiano em 99,9% nas superfícies onde é aplicado. Usa a nano tecnologia com partículas de prata depositada na superfície dos nossos produtos. /

JNF MICROSAFE™ technology reduces microbial growth by 99,9% on surfaces where applied. Uses nano technology with particles of silver deposited on the surface of our products. /

La tecnología JNF MICROSAFE™ reduce el crecimiento microbiano en un 99,9% en las superficies donde se aplica. Usa una nano tecnología con partículas de plata depositada en la superficie de nuestros productos. /



(*) Outros modelos JNF disponíveis por pedido em acabamento JNF MICROsafe™ / Other JNF models available by request in JNF MICROsafe™ finish / Otros modelos JNF disponibles por encargo en acabado JNF MICROsafe™.

CERTIFIED ACCORDING TO:
ISO 22196:2011-08



PLACAS PARA PUXADORES / PLATE FOR LEVER HANDLES / PLACAS PARA MANILLAS.


 .P
 Mirror
 finish

 .TB
 PVD
 Titanium
 black

 .TG
 PVD
 Titanium
 gold

 .TCO
 PVD
 Titanium
 copper

 .TCH
 PVD
 Titanium
 chocolate

IN.03.011.EC
 Placa com entrada para chave
 normal / Plate for normal key /
 Placa para llave normal.

.TB .TG .TCO .TCH .TMS

MATERIAL: EN 1.4301 / AISI 304

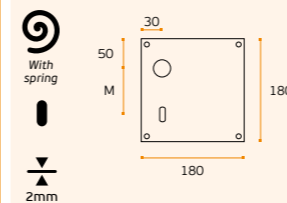
ACABAMENTO / FINISH / ACABADO:
 STANDARD: SATINADO / SATIN / SATIN

OPTIONAL: PVD TITANIUM COATED

.TB / .TG / .TCO / .TCH

OPTIONAL: JNF MICROSAFET™

.TMS (ANTIMICROBIAL)


IN.03.011.PZ
 Placa com entrada para cilindro
 europeu / Plate for european cylinder /
 Placa para cilindro europeo.

.TB .TG .TCO .TCH .TMS

MATERIAL: EN 1.4301 / AISI 304

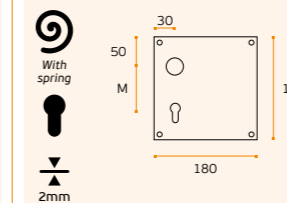
ACABAMENTO / FINISH / ACABADO:
 STANDARD: SATINADO / SATIN / SATIN

OPTIONAL: PVD TITANIUM COATED

.TB / .TG / .TCO / .TCH

OPTIONAL: JNF MICROSAFET™

.TMS (ANTIMICROBIAL)


IN.03.011.B1
 Placa com mola interior
 para fecho wc. Outros botões
 disponíveis / Standard plate with
 interior spring for wc closure. Other
 buttons available / Placa standard
 con resorte interior para cierre wc.
 Otros botones disponibles.

.TB .TG .TCO .TCH .TMS

MATERIAL: EN 1.4301 / AISI 304

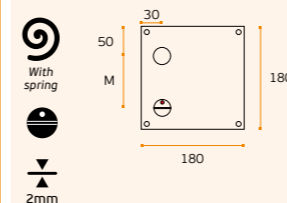
ACABAMENTO / FINISH / ACABADO:
 STANDARD: SATINADO / SATIN / SATIN

OPTIONAL: PVD TITANIUM COATED

.TB / .TG / .TCO / .TCH

OPTIONAL: JNF MICROSAFET™

.TMS (ANTIMICROBIAL)


IN.03.011.SF
 Placa cega com mola interior.
 Interior em nylon / Blind plate with
 interior spring. Inner mechanism in
 nylon / Placa ciega con resorte interior.
 Mecanismo interior en nylon.

.TB .TG .TCO .TCH .TMS

MATERIAL: EN 1.4301 / AISI 304

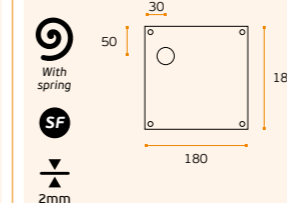
ACABAMENTO / FINISH / ACABADO:
 STANDARD: SATINADO / SATIN / SATIN

OPTIONAL: PVD TITANIUM COATED

.TB / .TG / .TCO / .TCH

OPTIONAL: JNF MICROSAFET™

.TMS (ANTIMICROBIAL)


IN.03.011...S
 Opcionalmente
 fornecida com
 anilha de
 segurança.
 sem mola
 interior.

 Optionally can
 be supplied with
 security washer.
 without spring.

 Opcional
 suministrada
 con arandella de
 seguridad.
 sin muelle.

PLACAS PARA PUXADORES / PLATE FOR LEVER HANDLES / PLACAS PARA MANILLAS.

NEW

IN.03.062.SF.D IN.03.062.SF.E

Placa de embutir com puxador especial sem mola. Recomendado para portas, onde não existir projeção do puxador, portas de correr, recintos desportivos, corredores. etc / Recommended for doors where there is no handle projection, sliding doors, sports halls, corridors, etc. Flush plate with special lever handle and without spring / Placa de embutir con manilla especial y sin muelle. Recomendado para puertas donde no hay proyección de la manilla, puertas correderas, pabellones deportivos, pasillos, etc.

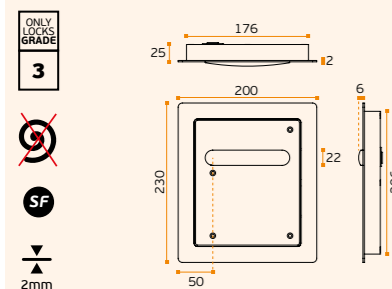
.TB .TG .TCO .TCH

MATERIAL: EN 1.4301 / AISI 304

ACABAMENTO / FINISH / ACABADO:
 STANDARD: SATINADO / SATIN / SATIN

OPTIONAL: PVD TITANIUM COATED

.TB / .TG / .TCO / .TCH



IN.03.062.SF.D

NEW

IN.03.062.PZ.D IN.03.062.PZ.E

Placa de embutir com puxador especial sem mola. Recomendado para portas, onde não existir projeção do puxador, portas de correr, recintos desportivos, corredores. etc / Recommended for doors where there is no handle projection, sliding doors, sports halls, corridors, etc. Flush plate with special lever handle and without spring / Placa de embutir con manilla especial y sin muelle. Recomendado para puertas donde no hay proyección de la manilla, puertas correderas, pabellones deportivos, etc.

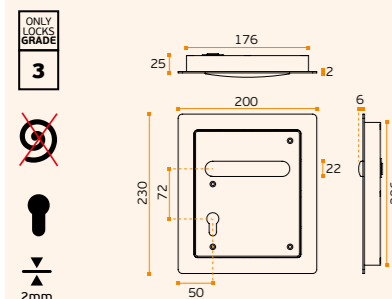
.TB .TG .TCO .TCH

MATERIAL: EN 1.4301 / AISI 304

ACABAMENTO / FINISH / ACABADO:
 STANDARD: SATINADO / SATIN / SATIN

OPTIONAL: PVD TITANIUM COATED

.TB / .TG / .TCO / .TCH



IN.03.062.PZ.D

.P
 Mirror
 finish

.TB
 PVD
 Titanium
 black

.TG
 PVD
 Titanium
 gold

.TCO
 PVD
 Titanium
 copper

.TCH
 PVD
 Titanium
 chocolate



ONLY
 LOCKS
 GRADE
 3

.P
 Mirror
 finish

.TB
 PVD
 Titanium
 black

.TG
 PVD
 Titanium
 gold

.TCO
 PVD
 Titanium
 copper

.TCH
 PVD
 Titanium
 chocolate



ONLY
 LOCKS
 GRADE
 3

IN.03.021.EC
 Placa com entrada para chave normal / Plate for normal key / Placa para llave normal.

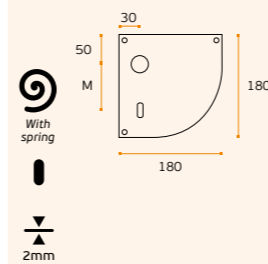
.TB .TG .TCO .TCH

MATERIAL: EN 1.4301 / AISI 304

ACABAMENTO / FINISH / ACABADO:
 STANDARD: SATINADO / SATIN / SATIN

OPTIONAL: PVD TITANIUM COATED

.TB / .TG / .TCO / .TCH



IN.03.021.PZ
 Placa com entrada para cilindro europeu / Plate for european cylinder / Placa para cilindro europeo.

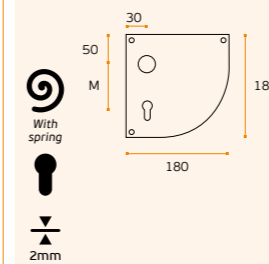
.TB .TG .TCO .TCH

MATERIAL: EN 1.4301 / AISI 304

ACABAMENTO / FINISH / ACABADO:
 STANDARD: SATINADO / SATIN / SATIN

OPTIONAL: PVD TITANIUM COATED

.TB / .TG / .TCO / .TCH



IN.03.021.B1 Placa com mola interior para fecho wc. Outros botões disponíveis / Standard plate with interior spring for wc closure. Other buttons available / Placa standard con resorte interior para cierre wc. Otros botones disponibles.

Without spring

With spring

Thickness plate

Normal key

European cylinder

WC closure

SF without hole

Without spring

With spring

Thickness plate

Normal key

European cylinder

WC closure

SF without hole

IN.03.021.B1
 Placa com mola interior para fecho wc. Outros botões disponíveis / Standard plate with interior spring for wc closure. Other buttons available / Placa standard con resorte interior para cierre wc. Otros botones disponibles.

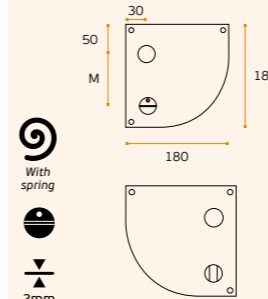
.TB .TG .TCO .TCH

MATERIAL: EN 1.4301 / AISI 304

ACABAMENTO / FINISH / ACABADO:
 STANDARD: SATINADO / SATIN / SATIN

OPTIONAL: PVD TITANIUM COATED

.TB / .TG / .TCO / .TCH



IN.03.021.SF
 Placa cega com mola interior. Interior em nylon / Blind plate with interior spring. Inner mechanism in nylon / Placa ciega con resorte interior. Mecanismo interior en nylon.

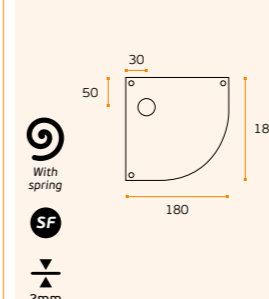
.TB .TG .TCO .TCH

MATERIAL: EN 1.4301 / AISI 304

ACABAMENTO / FINISH / ACABADO:
 STANDARD: SATINADO / SATIN / SATIN

OPTIONAL: PVD TITANIUM COATED

.TB / .TG / .TCO / .TCH



IN.03.021...S
 Opcionalmente fornecida com anilha de segurança sem mola interior.

Optionally can be supplied with security washer without spring.

Opcional suministrada con arandella de seguridad sin muelle.

PLACAS PARA PUXADORES / PLATE FOR LEVER HANDLES / PLACAS PARA MANILLAS.

IN.03.051.85

Placas para portas de madeira ou metálicas / Plates for metallic or wooden doors / Placas para puertas de madera o metálicas.

IN.03.051.92

Placas para portas de madeira ou metálicas / Plates for metallic or wooden doors / Placas para puertas de madera o metálicas.



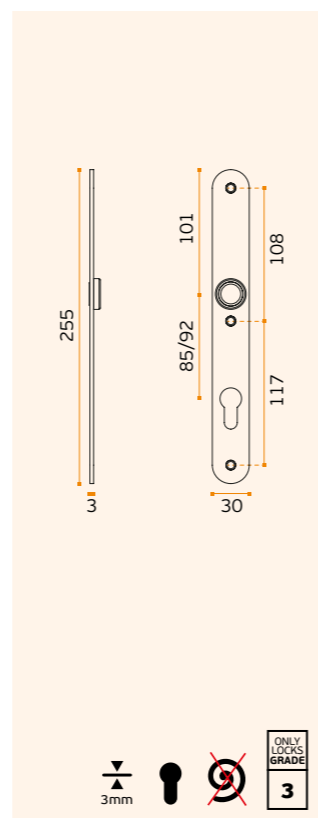
.TB .TG .TCO .TCH

MATERIAL: EN 1.4301 / AISI 304

ACABAMENTO / FINISH / ACABADO:
STANDARD: SATINADO / SATIN / SATIN

OPTIONAL: PVD TITANIUM COATED

.TB / .TG / .TCO / .TCH



.P
Mirror
finish

.TB
PVD
Titanium
black

.TG
PVD
Titanium
gold

.TCO
PVD
Titanium
copper

.TCH
PVD
Titanium
chocolate



.P
Mirror
finish

.TB
PVD
Titanium
black

.TG
PVD
Titanium
gold

.TCO
PVD
Titanium
copper

.TCH
PVD
Titanium
chocolate



IN.03.437.PZ

Placa para cilindro europeu, com puxador, para portas de madeira ou metálicas / Plate for european cylinder with lever handle for metallic or wooden doors / Placa para cilindro con manilla, para puertas de madera o metálicas.

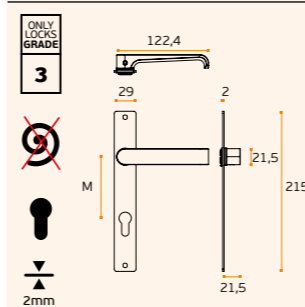
.TB .TG .TCO .TCH

MATERIAL: EN 1.4301 / AISI 304

ACABAMENTO / FINISH / ACABADO:
STANDARD: SATINADO / SATIN / SATIN

OPTIONAL: PVD TITANIUM COATED

.TB / .TG / .TCO / .TCH



IN.03.437.SF

Placa cega com puxador, para portas de madeira ou metálicas / Blind plate with handle for metallic or wooden doors / Placa ciega con manilla para puertas de madera o metálicas.

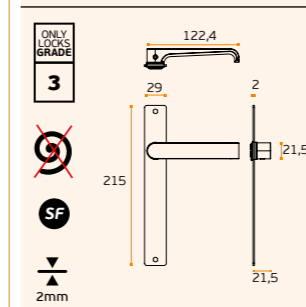
.TB .TG .TCO .TCH

MATERIAL: EN 1.4301 / AISI 304

ACABAMENTO / FINISH / ACABADO:
STANDARD: SATINADO / SATIN / SATIN

OPTIONAL: PVD TITANIUM COATED

.TB / .TG / .TCO / .TCH



IN.03.052

Placas para portas de madeira ou metálicas. Entrada de chave para cilindro suíço / Plates for metallic or wooden doors. Key hole for swiss cylinder /

Placas para puertas de madera o metálicas. Bocallave para cilindro suízo.



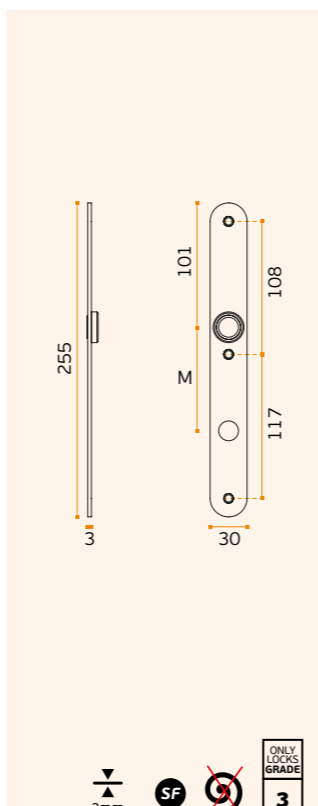
.TB .TG .TCO .TCH

MATERIAL: EN 1.4301 / AISI 304

ACABAMENTO / FINISH / ACABADO:
STANDARD: SATINADO / SATIN / SATIN

OPTIONAL: PVD TITANIUM COATED

.TB / .TG / .TCO / .TCH



Without spring

With spring

Thickness plate

Normal key

European cylinder

WC closure

SF without hole

Without spring

With spring

Thickness plate

Normal key

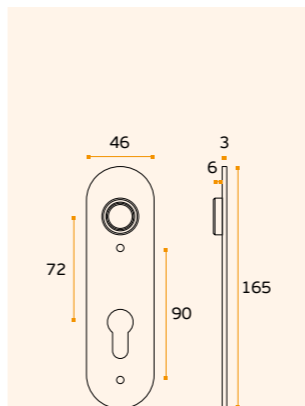
European cylinder

WC closure

SF without hole

IN.03.950.PZ.S

Placa sem mola interior. Com anilha de segurança / Plate without interior spring. With security washer / Placa sin resopрте interior. Con arandella de seguridad.



MATERIAL: EN 1.4301 / AISI 304

ACABAMENTO / FINISH / ACABADO:
STANDARD: SATINADO / SATIN / SATIN



PLACAS DE SEGURANÇA /
SECURITY PLATES /
PLACAS DE SEGURIDAD



IN.03.065.A / IN.03.065.15.A

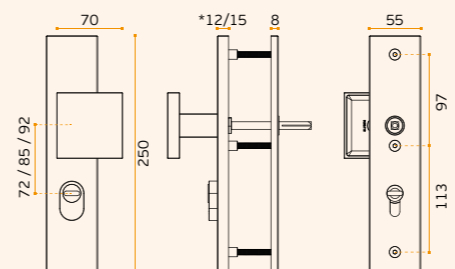
Placa de segurança. Puxador fixo exterior incluído e rotativo no interior não incluído (disponível qualquer modelo do catálogo) / Safety plate. Fixed handle outside included, rotative inside not included (can be chosen any available model from the catalogue) / Placa de seguridad. Pomo fijo en exterior incluído y exterior rotativo no incluído (disponible cualquier modelo del catálogo).



MATERIAL: EN 1.4301 / AISI 304

ACABAMENTO / FINISH / ACABADO: STANDARD: SATINADO / SATIN / SATIN

OPTIONAL: TITANIUM COATED .TB / .TG / .TCO / .TCH



*IN.03.065.A / IN.03.065.15.A

IN.03.065.C / IN.03.065.15.C

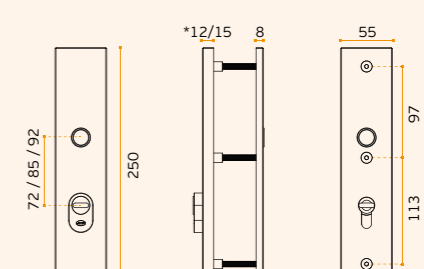
Placa de segurança. Puxador rotativo no interior e exterior não incluídos (disponível qualquer modelo do catálogo) / Safety plate. Rotative handle inside and out side not included (can be chosen any available model from the catalogue) / Placa de seguridad. Manilla exterior y exterior rotativo no incluídos (disponible cualquier modelo del catálogo).



MATERIAL: EN 1.4301 / AISI 304

ACABAMENTO / FINISH / ACABADO: STANDARD: SATINADO / SATIN / SATIN

OPTIONAL: TITANIUM COATED .TB / .TG / .TCO / .TCH



*IN.03.065.C / IN.03.065.15.C

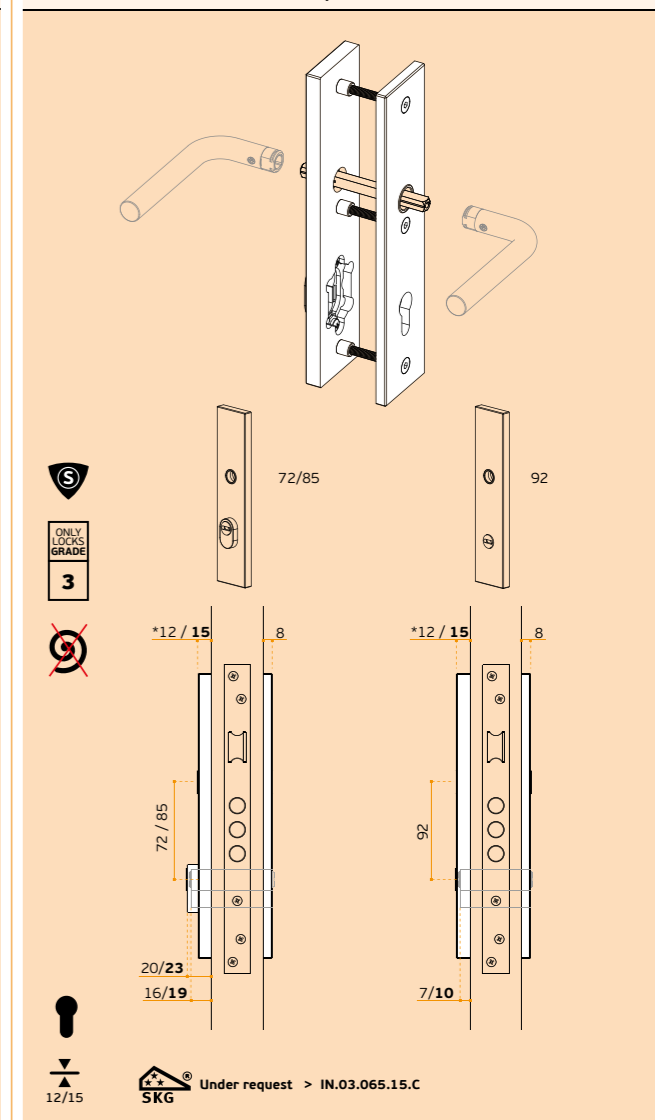
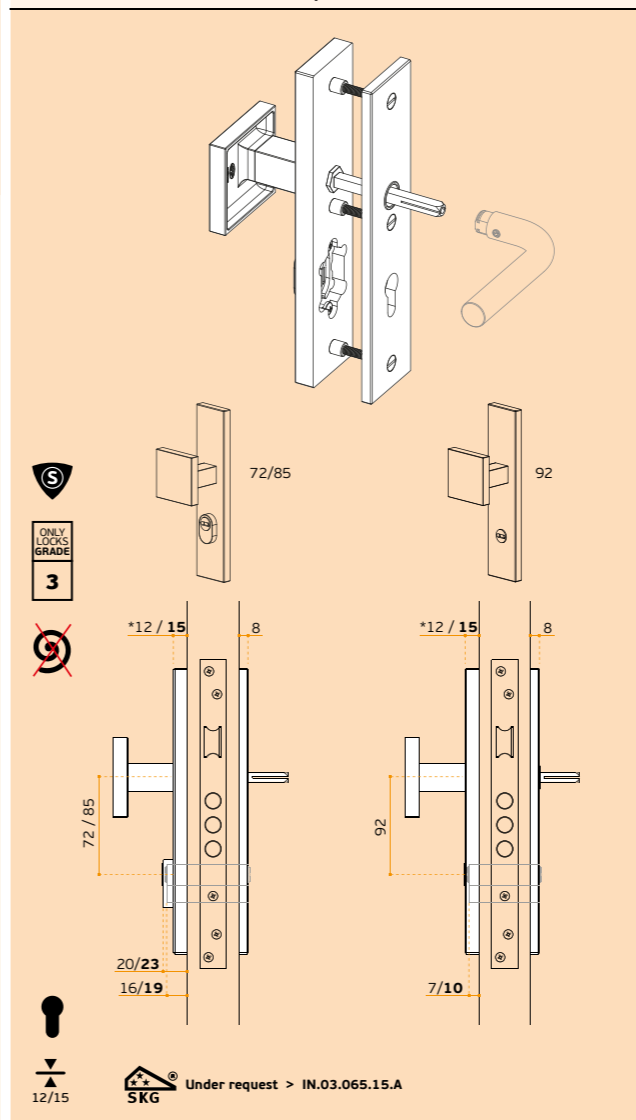
.P
Mirror
finish

.TB
PVD
Titanium
black

.TG
PVD
Titanium
gold

.TCO
PVD
Titanium
copper

.TCH
PVD
Titanium
chocolate



Under request > IN.03.065.15.A

Under request > IN.03.065.15.C

PLACAS DE SEGURANÇA / SECURITY PLATES / PLACAS DE SEGURIDAD

IN.03.066.A

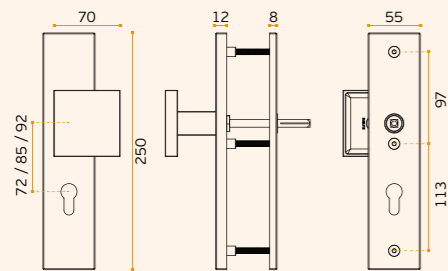
Placa de segurança. Puxador fixo exterior incluído e rotativo no interior não incluído (disponível qualquer modelo do catálogo) / Safety plate. Fixed handle outside included, rotative inside not included (can be chosen any available model from the catalogue) / Placa de seguridad. Pomo fijo en exterior incluído y exterior rotativo no incluído (disponible cualquier modelo del catálogo).



MATERIAL: EN 1.4301 / AISI 304

ACABAMENTO / FINISH / ACABADO: STANDARD: SATINADO / SATIN / SATIN

OPTIONAL: TITANIUM COATED .TB / .TG / .TCO / .TCH



IN.03.066.A

IN.03.066.C

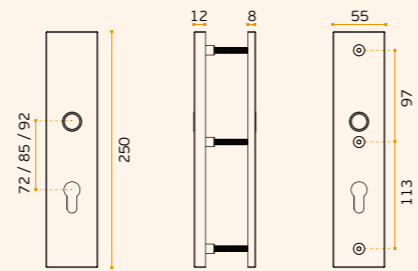
Placa de segurança. Puxador rotativo no interior e exterior não incluídos (disponível qualquer modelo do catálogo) / Safety plate. Rotative handle inside and outside not included (can be chosen any available model from the catalogue) / Placa de seguridad. Manilla exterior y exterior rotativo no incluídos (disponible cualquier modelo del catálogo).



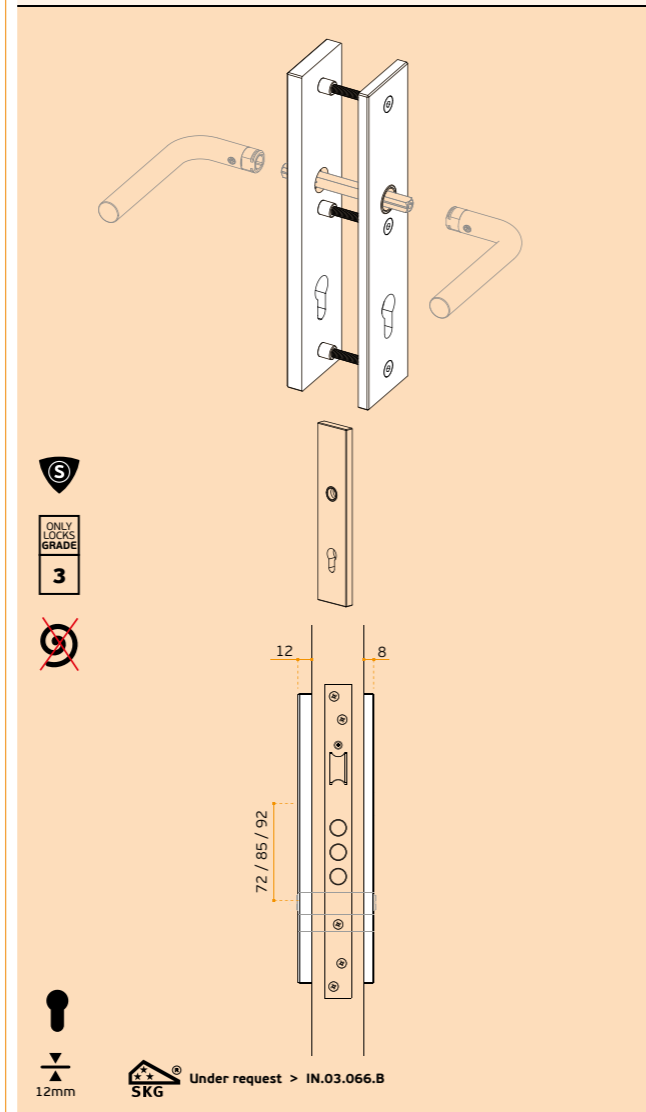
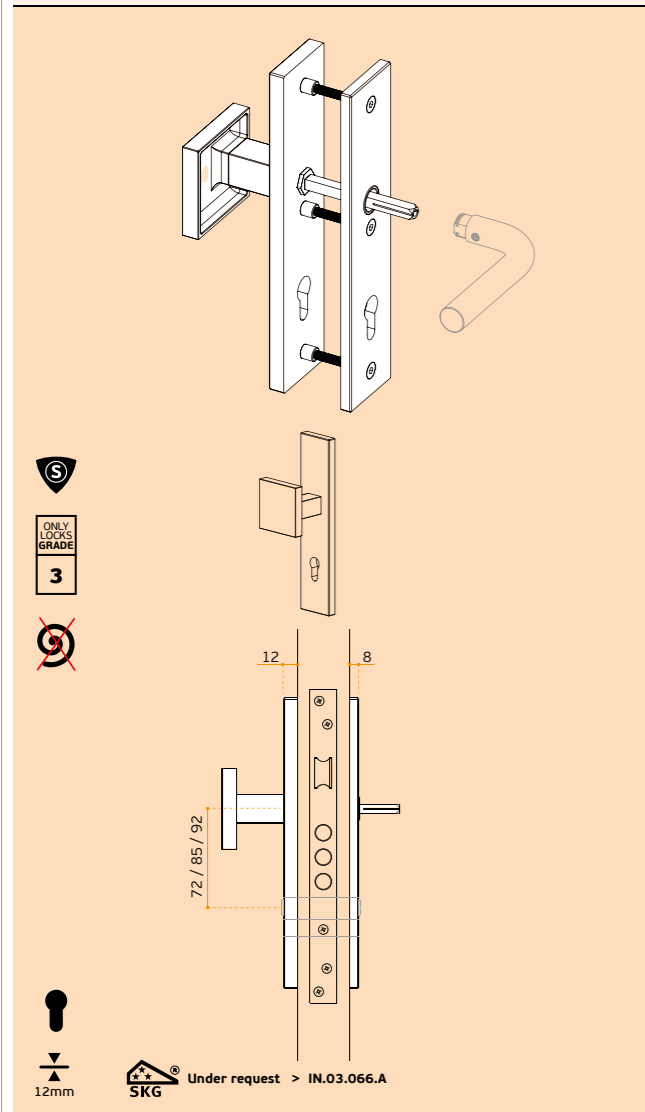
MATERIAL: EN 1.4301 / AISI 304

ACABAMENTO / FINISH / ACABADO: STANDARD: SATINADO / SATIN / SATIN

OPTIONAL: TITANIUM COATED .TB / .TG / .TCO / .TCH



IN.03.066.C



.P
Mirror
finish

.TB
PVD
Titanium
black

.TG
PVD
Titanium
gold

.TCO
PVD
Titanium
copper

.TCH
PVD
Titanium
chocolate



.P
Mirror
finish

.TB
PVD
Titanium
black

.TG
PVD
Titanium
gold

.TCO
PVD
Titanium
copper

.TCH
PVD
Titanium
chocolate



IN.03.067.A / IN.03.067.15.A

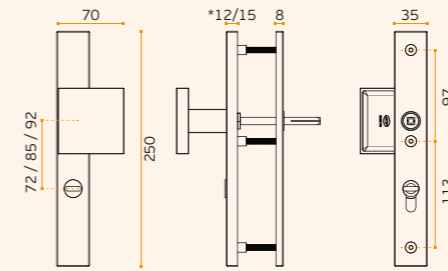
Placa de segurança. Puxador fixo exterior incluído e rotativo no interior não incluído (disponível qualquer modelo do catálogo) / Safety plate. Fixed handle outside included, rotative inside not included (can be chosen any available model from the catalogue) / Placa de seguridad. Pomo fijo en exterior incluído y exterior rotativo no incluído (disponible cualquier modelo del catálogo).



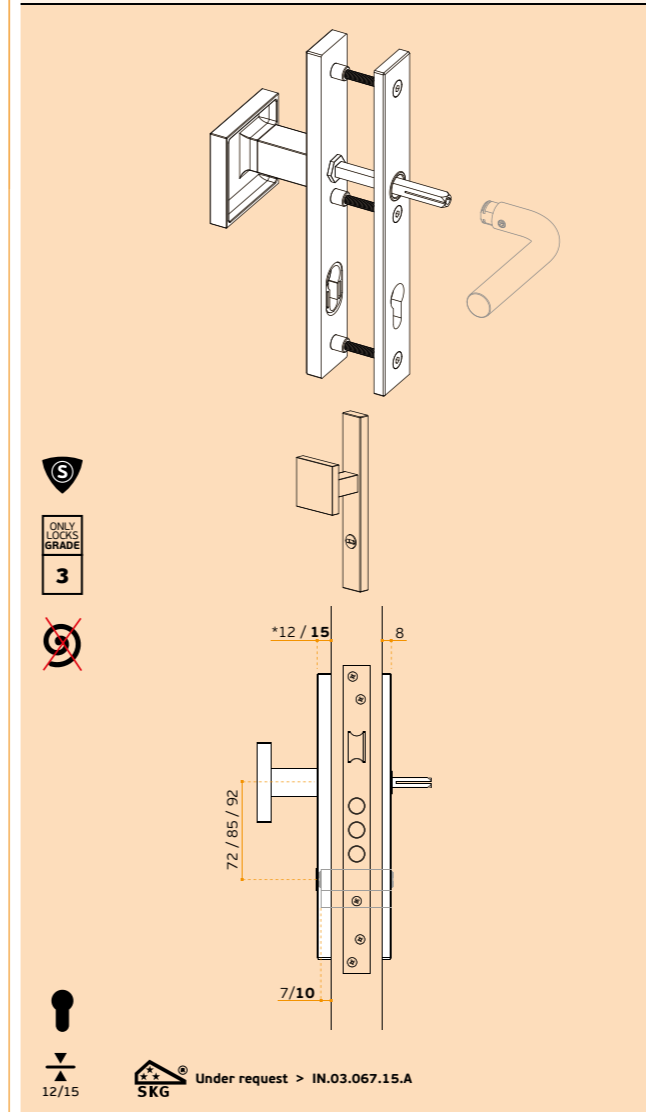
MATERIAL: EN 1.4301 / AISI 304

ACABAMENTO / FINISH / ACABADO: STANDARD: SATINADO / SATIN / SATIN

OPTIONAL: TITANIUM COATED .TB / .TG / .TCO / .TCH



*IN.03.067.A / IN.03.067.15.A



IN.03.067.C / IN.03.067.15.C

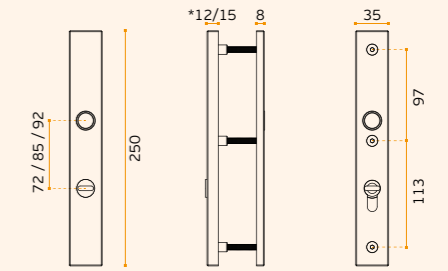
Placa de segurança. Puxador rotativo no interior e exterior não incluídos (disponível qualquer modelo do catálogo) / Safety plate. Rotative handle inside and outside not included (can be chosen any available model from the catalogue) / Placa de seguridad. Manilla exterior y exterior rotativo no incluídos (disponible cualquier modelo del catálogo).



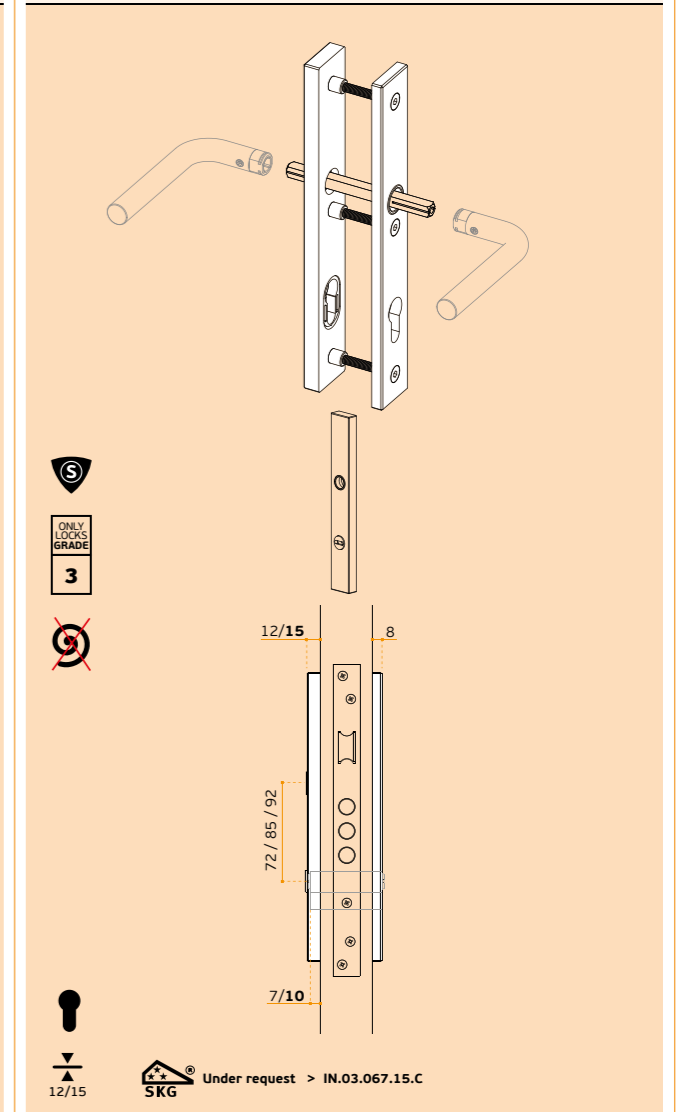
MATERIAL: EN 1.4301 / AISI 304

ACABAMENTO / FINISH / ACABADO: STANDARD: SATINADO / SATIN / SATIN

OPTIONAL: TITANIUM COATED .TB / .TG / .TCO / .TCH



*IN.03.067.C / IN.03.067.15.C



PLACAS DE SEGURANÇA / SECURITY PLATES / PLACAS DE SEGURIDAD

IN.03.068.A

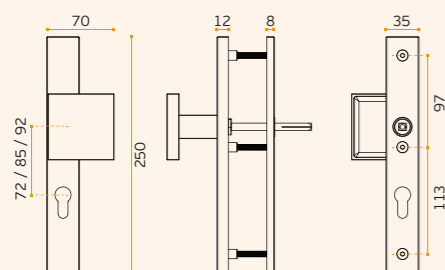
Placa de segurança. Puxador fixo exterior incluído e rotativo no interior não incluído (disponível qualquer modelo do catálogo) / Safety plate. Fixed handle outside included, rotative inside not included (can be chosen any available model from the catalogue) / Placa de seguridad. Pomo fijo en exterior incluído y exterior rotativo no incluído (disponible cualquier modelo del catálogo).



MATERIAL: EN 1.4301 / AISI 304

ACABAMENTO / FINISH / ACABADO: STANDARD: SATINADO / SATIN / SATIN

OPTIONAL: TITANIUM COATED .TB / .TG / .TCO / .TCH



IN.03.068.A

IN.03.068.C

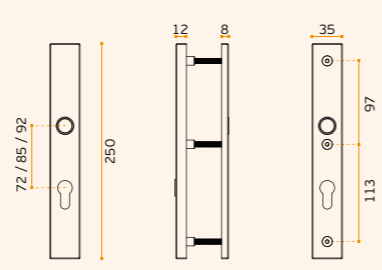
Placa de segurança. Puxador rotativo no interior e exterior não incluídos (disponível qualquer modelo do catálogo) / Safety plate. Rotative handle inside and out side not included (can be chosen any available model from the catalogue) / Placa de seguridad. Manilla exterior y exterior rotativo no incluídos (disponible cualquier modelo del catálogo).



MATERIAL: EN 1.4301 / AISI 304

ACABAMENTO / FINISH / ACABADO: STANDARD: SATINADO / SATIN / SATIN

OPTIONAL: TITANIUM COATED .TB / .TG / .TCO / .TCH



IN.03.068.C

ONLY LOCKS GRADE 3

Without spring (crossed out)

With spring

Thickness plate (crossed out)

Normal key (crossed out)

European cylinder (crossed out)

WC closure (crossed out)

SF without hole (crossed out)

SKG Under request > IN.03.068.A

12mm

ONLY LOCKS GRADE 3

Without spring (crossed out)

With spring

Thickness plate (crossed out)

Normal key (crossed out)

European cylinder (crossed out)

WC closure (crossed out)

SF without hole (crossed out)

SKG Under request > IN.03.068.C

12mm

.P
Mirror finish

.TB
PVD Titanium black

.TG
PVD Titanium gold

.TCO
PVD Titanium copper

.TCH
PVD Titanium chocolate



PLACAS DE SEGURANÇA / SECURITY PLATES / PLACAS DE SEGURIDAD

IN.03.072.A / IN.03.072.15.A

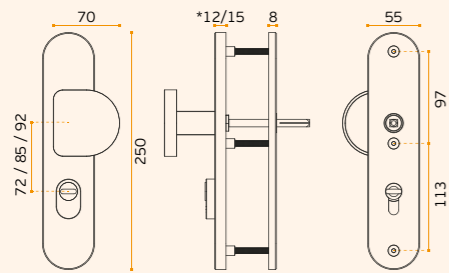
Placa de segurança. Puxador fixo exterior incluído e rotativo no interior não incluído (disponível qualquer modelo do catálogo) / Safety plate. Fixed handle outside included, rotative inside not included (can be chosen any available model from the catalogue) / Placa de seguridad. Pomo fijo en exterior incluído y exterior rotativo no incluído (disponible cualquier modelo del catalogo).



MATERIAL: EN 1.4301 / AISI 304

ACABAMENTO / FINISH / ACABADO: STANDARD: SATINADO / SATIN / SATIN

OPTIONAL: TITANIUM COATED .TB / .TG / .TCO / .TCH



*IN.03.072.A / IN.03.072.15.A

IN.03.072.C / IN.03.072.15.C

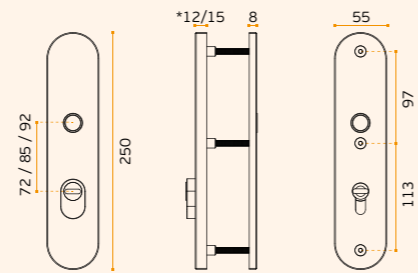
Placa de segurança. Puxador rotativo no interior e exterior não incluídos (disponível qualquer modelo do catálogo) / Safety plate. Rotative handle inside and out side not included (can be chosen any available model from the catalogue) / Placa de seguridad. Manilla exterior y exterior rotativo no incluídos (disponible cualquier modelo del catalogo).



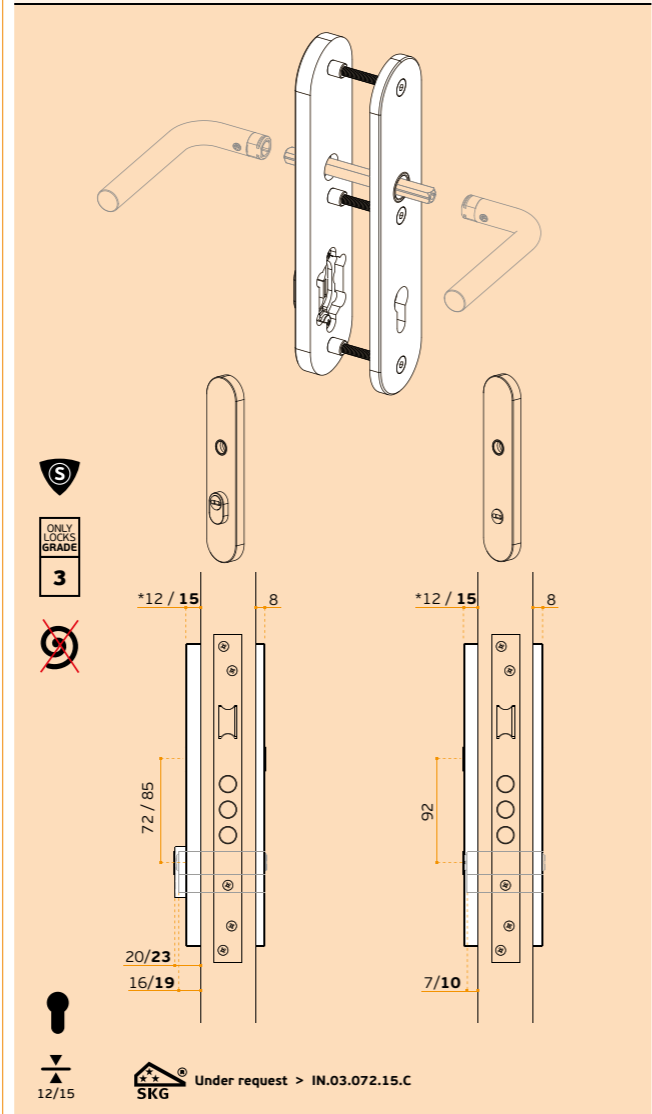
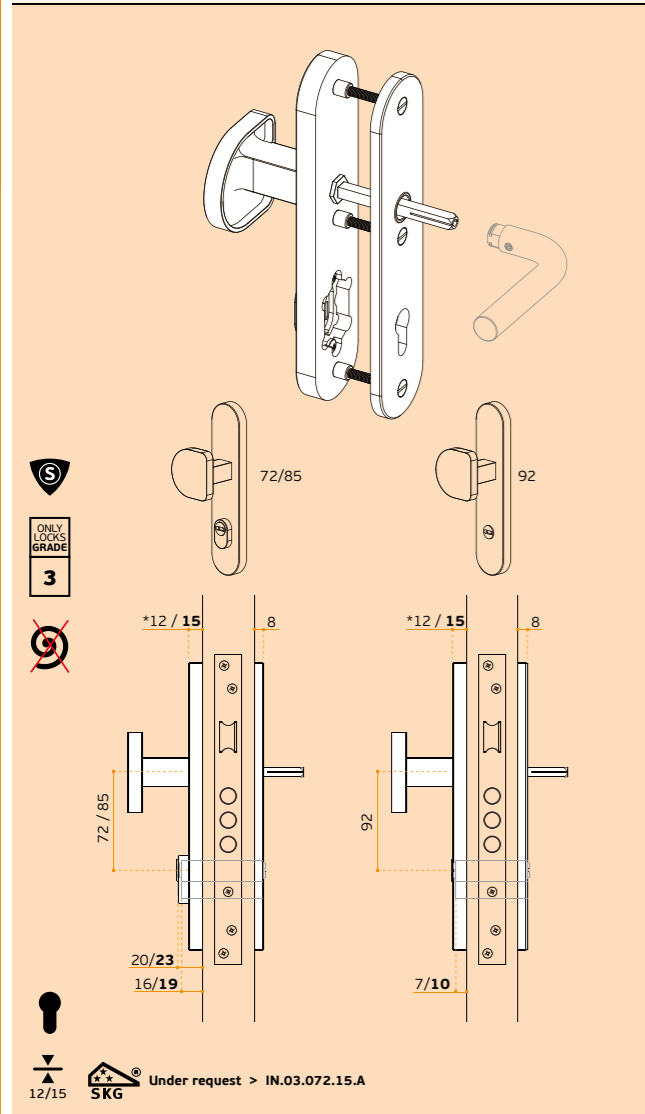
MATERIAL: EN 1.4301 / AISI 304

ACABAMENTO / FINISH / ACABADO: STANDARD: SATINADO / SATIN / SATIN

OPTIONAL: TITANIUM COATED .TB / .TG / .TCO / .TCH



IN.03.072.C / IN.03.072.15.C*



.P
Mirror
finish

.TB
PVD
Titanium
black

.TG
PVD
Titanium
gold

.TCO
PVD
Titanium
copper

.TCH
PVD
Titanium
chocolate



.P
Mirror
finish

.TB
PVD
Titanium
black

.TG
PVD
Titanium
gold

.TCO
PVD
Titanium
copper

.TCH
PVD
Titanium
chocolate



IN.03.073.A

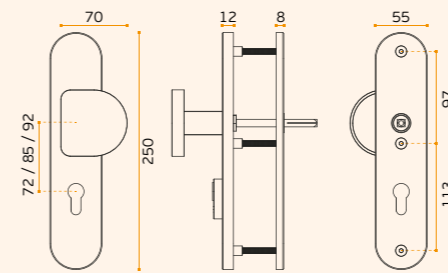
Placa de segurança. Puxador fixo exterior incluído e rotativo no interior não incluído (disponível qualquer modelo do catálogo) / Safety plate. Fixed handle outside included, rotative inside not included (can be chosen any available model from the catalogue) / Placa de seguridad. Pomo fijo en exterior incluído y exterior rotativo no incluído (disponible cualquier modelo del catalogo).



MATERIAL: EN 1.4301 / AISI 304

ACABAMENTO / FINISH / ACABADO: STANDARD: SATINADO / SATIN / SATIN

OPTIONAL: TITANIUM COATED .TB / .TG / .TCO / .TCH



IN.03.073.A

IN.03.073.C

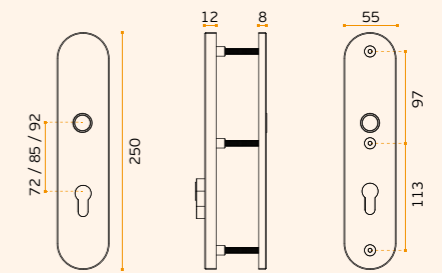
Placa de segurança. Puxador rotativo no interior e exterior não incluídos (disponível qualquer modelo do catálogo) / Safety plate. Rotative handle inside and out side not included (can be chosen any available model from the catalogue) / Placa de seguridad. Manilla exterior y exterior rotativo no incluídos (disponible cualquier modelo del catalogo).



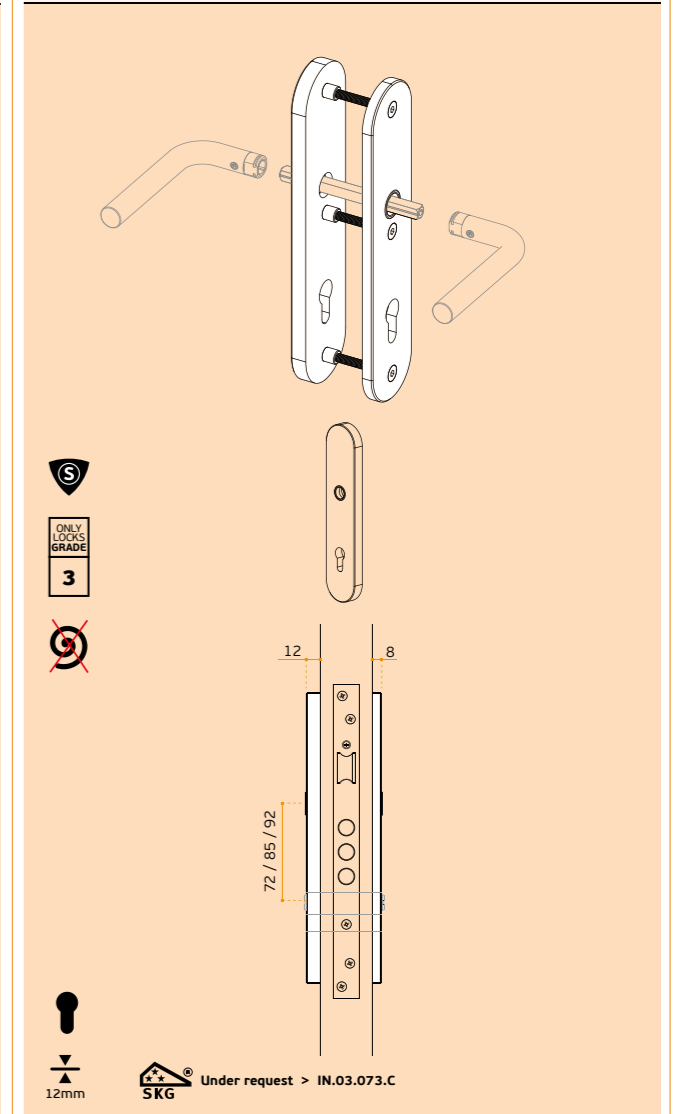
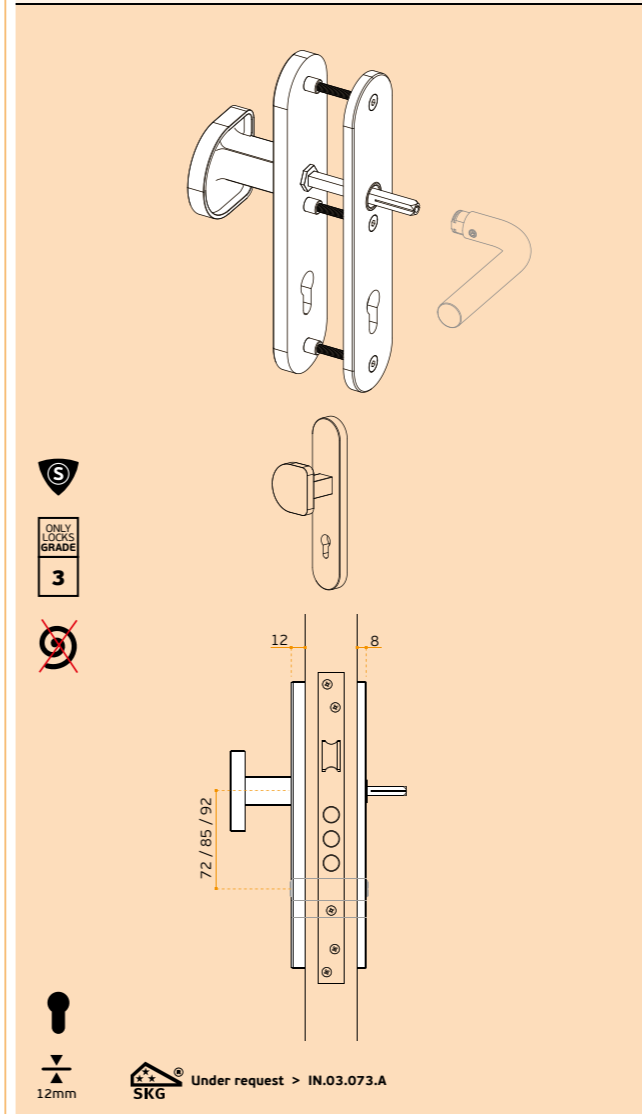
MATERIAL: EN 1.4301 / AISI 304

ACABAMENTO / FINISH / ACABADO: STANDARD: SATINADO / SATIN / SATIN

OPTIONAL: TITANIUM COATED .TB / .TG / .TCO / .TCH



IN.03.073.C



Under request > IN.03.073.A



Under request > IN.03.073.C

PLACAS DE SEGURANÇA / SECURITY PLATES / PLACAS DE SEGURIDAD

IN.03.074.A / IN.03.074.15.A

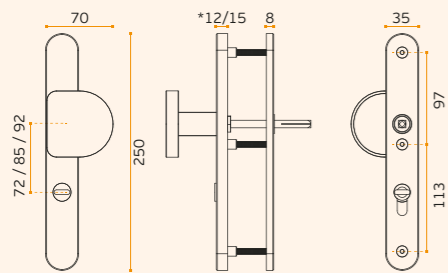
Placa de segurança. Puxador fixo exterior incluído e rotativo no interior não incluído (disponível qualquer modelo do catálogo) / Safety plate. Fixed handle outside included, rotative inside not included (can be chosen any available model from the catalogue) / Placa de seguridad. Pomo fijo en exterior incluído y exterior rotativo no incluído (disponible cualquier modelo del catalogo).



MATERIAL: EN 1.4301 / AISI 304

ACABAMENTO / FINISH / ACABADO: STANDARD: SATINADO / SATIN / SATIN

OPTIONAL: TITANIUM COATED .TB / .TG / .TCO / .TCH



*IN.03.074.A / IN.03.074.15.A

IN.03.074.C / IN.03.074.15.C

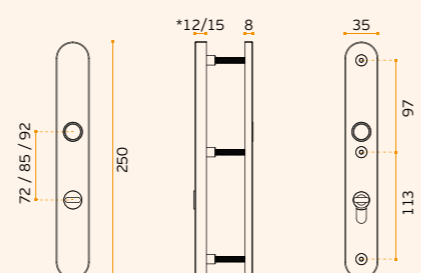
Placa de segurança. Puxador rotativo no interior e exterior não incluídos (disponível qualquer modelo do catálogo) / Safety plate. Rotative handle inside and out side not included (can be chosen any available model from the catalogue) / Placa de seguridad. Manilla exterior y exterior rotativo no incluídos (disponible cualquier modelo del catalogo).



MATERIAL: EN 1.4301 / AISI 304

ACABAMENTO / FINISH / ACABADO: STANDARD: SATINADO / SATIN / SATIN

OPTIONAL: TITANIUM COATED .TB / .TG / .TCO / .TCH



*IN.03.074.C / IN.03.074.15.C

ONLY LOCKS GRADE 3

Without spring

With spring

Thickness plate

Normal key

European cylinder

WC closure

Under request > IN.03.074.15.A

ONLY LOCKS GRADE 3

Without spring

With spring

Thickness plate

Normal key

European cylinder

WC closure

Under request > IN.03.074.15.C

.P
Mirror finish

.TB
PVD
Titanium black

.TG
PVD
Titanium gold

.TCO
PVD
Titanium copper

.TCH
PVD
Titanium chocolate



.P
Mirror finish

.TB
PVD
Titanium black

.TG
PVD
Titanium gold

.TCO
PVD
Titanium copper

.TCH
PVD
Titanium chocolate



IN.03.075.A

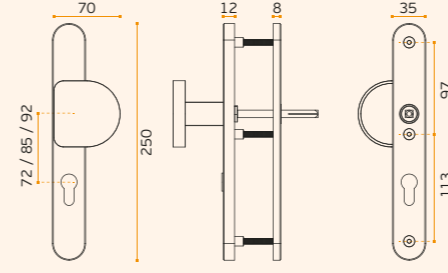
Placa de segurança. Puxador fixo exterior incluído e rotativo no interior não incluído (disponível qualquer modelo do catálogo) / Safety plate. Fixed handle outside included, rotative inside not included (can be chosen any available model from the catalogue) / Placa de seguridad. Pomo fijo en exterior incluído y exterior rotativo no incluído (disponible cualquier modelo del catalogo).



MATERIAL: EN 1.4301 / AISI 304

ACABAMENTO / FINISH / ACABADO: STANDARD: SATINADO / SATIN / SATIN

OPTIONAL: TITANIUM COATED .TB / .TG / .TCO / .TCH



IN.03.075.A

ONLY LOCKS GRADE 3

Without spring

With spring

Thickness plate

Normal key

European cylinder

WC closure

Under request > IN.03.075.A

IN.03.075.C

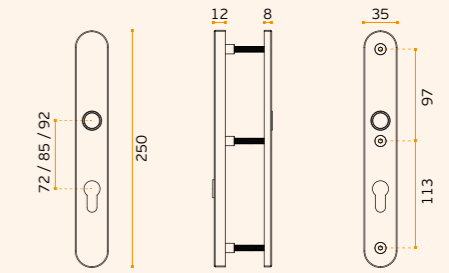
Placa de segurança. Puxador rotativo no interior e exterior não incluídos (disponível qualquer modelo do catálogo) / Safety plate. Rotative handle inside and out side not included (can be chosen any available model from the catalogue) / Placa de seguridad. Manilla exterior y exterior rotativo no incluídos (disponible cualquier modelo del catalogo).



MATERIAL: EN 1.4301 / AISI 304

ACABAMENTO / FINISH / ACABADO: STANDARD: SATINADO / SATIN / SATIN

OPTIONAL: TITANIUM COATED .TB / .TG / .TCO / .TCH



IN.03.075.C

ONLY LOCKS GRADE 3

Without spring

With spring

Thickness plate

Normal key

European cylinder

WC closure

Under request > IN.03.075.C

**PLACAS E CONCHAS /
PLATES & FLUSH HANDLES /
PLACAS Y CAZOLETAS.**



IN.16.236.200
Concha de embutir /
Concealed flush handle /
Cazoleta de embutir.

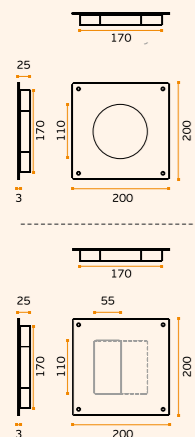
.TB .TG .TCO

MATERIAL: EN 1.4301 / AISI 304


ACABAMENTO / FINISH / ACABADO:
STANDARD: SATINADO / SATIN / SATIN

OPTIONAL: PVD TITANIUM COATED


.TB / .TG / .TCO



IN.16.236.200
Stainless steel




.N
Negro /
Black / Negro



.NPF
Negro /
Black / Negro



IN.16.237.200
Stainless steel



.B
Castanho
Brown / Marrón



.BPF
Castanho
Brown / Marrón



IN.16.238.200
Stainless steel



.C
Camel
Camel / Camel



.CPF
Camel
Camel / Camel

IN.16.235
Concha de embutir /
Concealed flush handle /
Cazoleta de embutir.

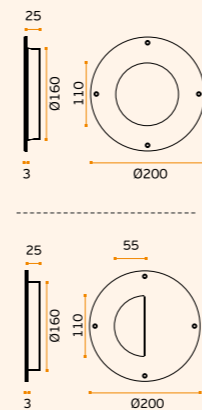
.TB .TG .TCO

MATERIAL: EN 1.4301 / AISI 304

ACABAMENTO / FINISH / ACABADO:
STANDARD: SATINADO / SATIN / SATIN

OPTIONAL: PVD TITANIUM COATED

.TB / .TG / .TCO /



IN.16.235.TB
Titanium black



IN.16.234
Stainless steel



IN.16.234.TG
Titanium gold

PLACAS E CONCHAS / PLATES & FLUSH HANDLES / PLACAS Y CAZOLETAS.

IN.16.237.600.B
Concha de embutir /
Concealed flush handle /
Cazoleta de embutir.

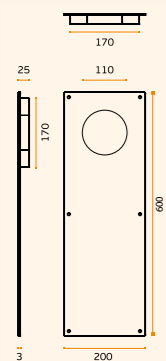
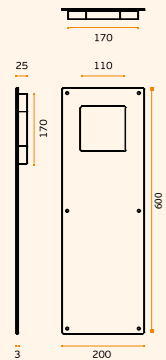
.TB .TG .TCO

MATERIAL: EN 1.4301 / AISI 304

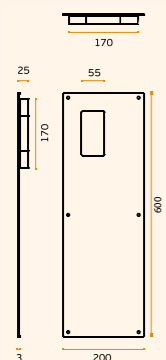
ACABAMENTO / FINISH / ACABADO:
STANDARD: SATINADO / SATIN / SATIN

OPTIONAL: PVD TITANIUM COATED


.TB / .TG / .TCO



IN.16.236.600



IN.16.238.600.D / E



IN.16.237.600.TB
Titanium black



IN.16.237.600.TG
Titanium gold



IN.16.237.600.TCO
Titanium copper



IN.16.237.600
Stainless steel



IN.16.236.600



IN.16.238.600.E



IN.16.238.600.D

.P
Mirror
finish

.TB
PVD
Titanium
black

.TG
PVD
Titanium
gold

.TCO
PVD
Titanium
copper

.TCH
PVD
Titanium
chocolate


.P
Mirror
finish

.TB
PVD
Titanium
black


.TG
PVD
Titanium
gold

.TCO
PVD
Titanium
copper

.TCH
PVD
Titanium
chocolate




.N
Negro /
Black / Negro



.B
Castanho
Brown / Marrón




.C
Camel
Camel / Camel



.NPF
Negro /
Black / Negro



.BPF
Castanho
Brown / Marrón

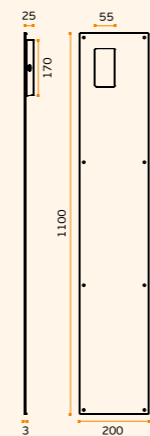


.CPF
Camel
Camel / Camel

IN.16.238.1100.E.CPF
Concha de embutir /
Concealed flush handle /
Cazoleta de embutir.

MATERIAL: EN 1.4301 / AISI 304

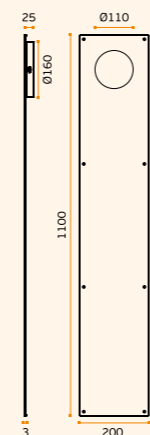
ACABAMENTO / FINISH / ACABADO:
STANDARD: SATINADO / SATIN / SATIN



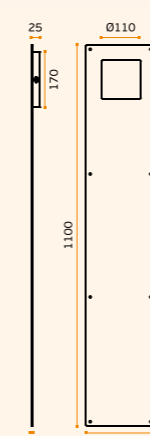
IN.16.238.1100.E
Stainless steel



IN.16.238.1100.D
Stainless steel



IN.16.236.1100
Stainless steel




IN.16.237.1100
Stainless steel



**PLACAS E CONCHAS /
PLATES & FLUSH HANDLES /
PLACAS Y CAZOLETAS.**



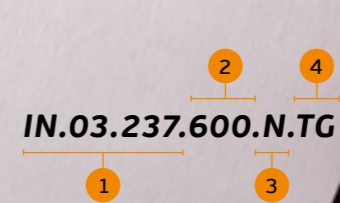

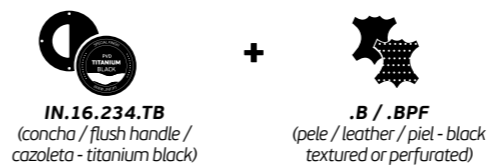
Concha / Flush handle / Cazoleta



Pele natural / Natural leather / Piel natural



Exemplo / Example / Ejemplo



Exemplo / Example / Ejemplo
1 - Referência do produto / Product reference / Referencia del producto
2 - Medida / Size / Dimensión
3 - Pele / Leather / Piel
4 - Acabamento titânio / Titanium finish / Acabados titânio

CONCHAS PLANAR /
PLANAR FLUSH HANDLES /
CAZOLETAS PLANAR



NEW

IN.16.020.200
Concha de embutir /
Concealed flush handle /
Cazoleta de embutir.

.TB .TG .TCO .TCH

MATERIAL: EN 1.4301 / AISI 304

ACABAMENTO / FINISH / ACABADO:
STANDARD: SATINADO / SATIN / SATIN

OPTIONAL: PVD TITANIUM COATED

.TB / .TG / .TCO / .TCH

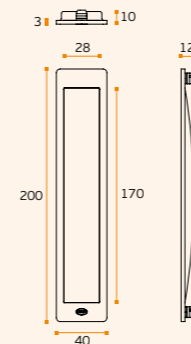
.P
Mirror
finish

.TB
PVD
Titanium
black

.TG
PVD
Titanium
gold

.TCO
PVD
Titanium
copper

.TCH
PVD
Titanium
chocolate



NEW

IN.16.020.120
Concha de embutir /
Concealed flush handle /
Cazoleta de embutir.

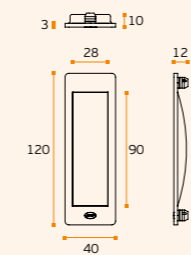
.TB .TG .TCO .TCH

MATERIAL: EN 1.4301 / AISI 304

ACABAMENTO / FINISH / ACABADO:
STANDARD: SATINADO / SATIN / SATIN

OPTIONAL: PVD TITANIUM COATED

.TB / .TG / .TCO / .TCH



NEW

IN.16.020.200.PZ
Concha para cilindro europeu/
Flush handle for european cylinder /
Cazoleta par cilindro europeu

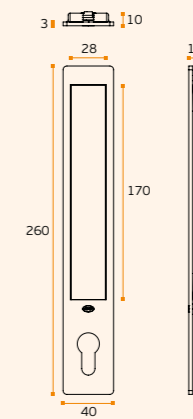
.TB .TG .TCO .TCH

MATERIAL: EN 1.4301 / AISI 304

ACABAMENTO / FINISH / ACABADO:
STANDARD: SATINADO / SATIN / SATIN

OPTIONAL: PVD TITANIUM COATED

.TB / .TG / .TCO / .TCH



PLACAS E CONCHAS / PLATES & FLUSH HANDLES / PLACAS Y CAZOLETAS.

IN.16.230

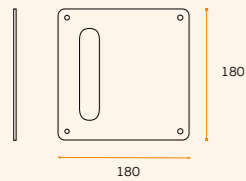
Placa com concha. Outras medidas disponíveis com ou sem furações /
 Flush handle on plate. Other available sizes with or without holes /
 Cazoleta con placa. Otras dimensiones disponibles con o sin agujeros.

.TMS

MATERIAL: EN 1.4301 / AISI 304

ACABAMENTO / FINISH / ACABADO:
STANDARD: SATINADO / SATIN / SATIN

OPTIONAL: JNF MICROSAFET™

.TMS (ANTIMICROBIAL)


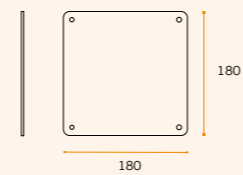
IN.16.010

Placa cega. Outras medidas disponíveis com ou sem furações /
 Blind plate. Other available sizes with or without holes /
 Placa ciega. Otras dimensiones disponibles con o sin agujeros.


MATERIAL: EN 1.4301 / AISI 304

ACABAMENTO / FINISH / ACABADO:
STANDARD: SATINADO / SATIN / SATIN

OPTIONAL: PVD TITANIUM COATED

.TB / .TG / .TCO / .TCH


IN.16.220.19

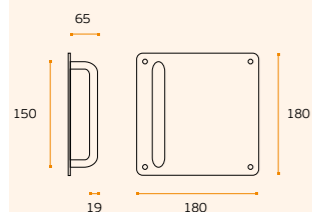
Asa com placa. Possibilidade de fornecer com furos especiais /
 Pull handle on plate. Possible to supply with special key holes /
 Manillon con placa. Es posible suministrar con agujeros especiales.

MATERIAL: EN 1.4301 / AISI 304

ACABAMENTO / FINISH / ACABADO:
STANDARD: SATINADO / SATIN / SATIN

OPTIONAL: PVD TITANIUM COATED


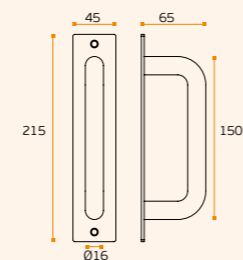
.TB / .TG / .TCO / .TCH
OPTIONAL: JNF MICROSAFET™

.TMS (ANTIMICROBIAL)


IN.16.221.19

Asa com placa. /
 Pull handle on plate. /
 Manillon con placa.


MATERIAL: EN 1.4301 / AISI 304

ACABAMENTO / FINISH / ACABADO:
STANDARD: SATINADO / SATIN / SATIN


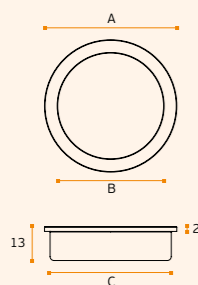
CONCHAS / FLUSH HANDLES / CAZOLETAS.

NEW

IN.16.241.
Concha de embutir /
Concealed flush handle /
Cazoleta de embutir.

.TB .TG .TCO .TCH

MATERIAL: EN 1.4301 / AISI 304
ACABAMENTO / FINISH / ACABADO:
STANDARD: SATINADO / SATIN / SATIN
OPTIONAL: PVD TITANIUM COATED
.TB / .TG / .TCO / .TCH



A	B	C
Ø35	Ø25	Ø31
Ø50	Ø40	Ø46
Ø70	Ø60	Ø66

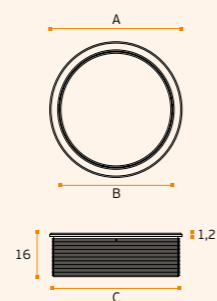


NEW

IN.16.243.
Concha de embutir /
Concealed flush handle /
Cazoleta de embutir.

.TB .TG .TCO .TCH

MATERIAL: EN 1.4301 / AISI 304
ACABAMENTO / FINISH / ACABADO:
STANDARD: SATINADO / SATIN / SATIN
OPTIONAL: PVD TITANIUM COATED
.TB / .TG / .TCO / .TCH



A	B	C
Ø35	Ø28	Ø33
Ø50	Ø43	Ø48
Ø70	Ø63	Ø68

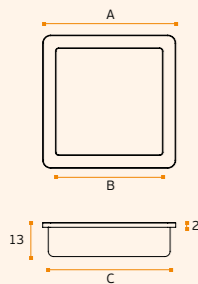


NEW

IN.16.242.
Concha de embutir /
Concealed flush handle /
Cazoleta de embutir.

.TB .TG .TCO .TCH

MATERIAL: EN 1.4301 / AISI 304
ACABAMENTO / FINISH / ACABADO:
STANDARD: SATINADO / SATIN / SATIN
OPTIONAL: PVD TITANIUM COATED
.TB / .TG / .TCO / .TCH



A	B	C
35	25	31
50	40	46
70	60	66

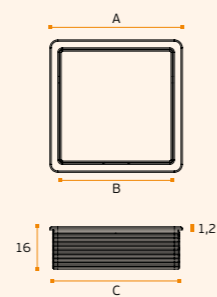


NEW

IN.16.244.
Concha de embutir /
Concealed flush handle /
Cazoleta de embutir.

.TB .TG .TCO .TCH

MATERIAL: EN 1.4301 / AISI 304
ACABAMENTO / FINISH / ACABADO:
STANDARD: SATINADO / SATIN / SATIN
OPTIONAL: PVD TITANIUM COATED
.TB / .TG / .TCO / .TCH



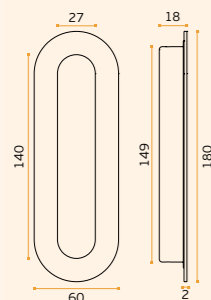
A	B	C
35	28	33
50	43	48
70	63	68



CONCHAS / FLUSH HANDLES / CAZOLETAS.

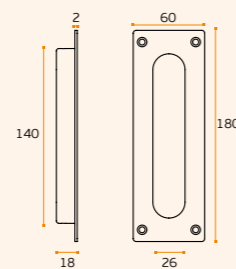
IN.16.231
Concha de embutir /
Concealed flush handle /
Cazoleta de embutir.

MATERIAL: EN 1.4301 / AISI 304
ACABAMENTO / FINISH / ACABADO:
STANDARD: SATINADO / SATIN / SATIN



IN.16.232
Concha de embutir /
Concealed flush handle /
Cazoleta de embutir.

MATERIAL: EN 1.4301 / AISI 304
ACABAMENTO / FINISH / ACABADO:
STANDARD: SATINADO / SATIN / SATIN



.P
Mirror
finish

.TB
PVD
Titanium
black

.TG
PVD
Titanium
gold

.TCO
PVD
Titanium
copper

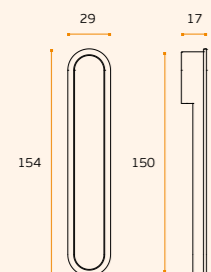
.TCH
PVD
Titanium
chocolate

IN.16.312
Concha de embutir /
Concealed flush handle /
Cazoleta de embutir.

.TB **.TG** **.TCO** **.TCH**

MATERIAL: EN 1.4301 / AISI 304
ACABAMENTO / FINISH / ACABADO:
STANDARD: SATINADO / SATIN / SATIN

OPTIONAL: PVD TITANIUM COATED
.TB / .TG / .TCO / .TCH



IN.16.312 .TB
pvd titanium black




IN.16.312 .TG
pvd titanium gold



IN.16.312 .TCH
pvd titanium chocolate



IN.16.312 .TCO
pvd titanium copper



CONCHAS / FLUSH HANDLES / CAZOLETAS.

Conchas para aplicar
no topo das portas
de correr. Permite
recolher a porta
totalmente entre
duas paredes /

Flush handles to install
on the front of sliding
doors. Allows to collect
the door fully between
two walls /

Cazoleta para instalar
en la parte frontal de las
puertas correderas.
Permite recoger la puerta
por completo entre las
dos paredes.

IMAGE / IMAGEM:
IN.16.317



.P
Mirror
finish

.TB
PVD
Titanium
black

.TG
PVD
Titanium
gold

.TCO
PVD
Titanium
copper

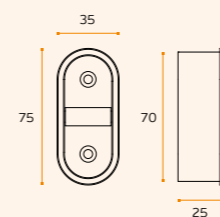
.TCH
PVD
Titanium
chocolate

IN.16.314

Concha de embutir /
Concealed flush handle /
Cazoleta de embutir.

MATERIAL: EN 1.4301 / AISI 304

ACABAMENTO / FINISH / ACABADO:
STANDARD: SATINADO / SATIN / SATIN

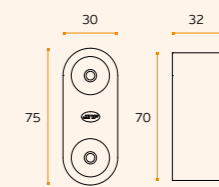


IN.16.315

Concha de embutir /
Concealed flush handle /
Cazoleta de embutir.

MATERIAL: EN 1.4301 / AISI 304

ACABAMENTO / FINISH / ACABADO:
STANDARD: SATINADO / SATIN / SATIN

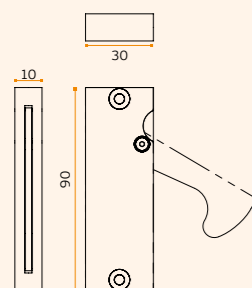


IN.16.317

Concha de embutir /
Concealed flush handle /
Cazoleta de embutir.

MATERIAL: EN 1.4301 / AISI 304

ACABAMENTO / FINISH / ACABADO:
STANDARD: SATINADO / SATIN / SATIN

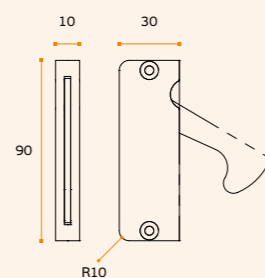


IN.16.317.R

Concha de embutir com puxador
retráctil /
Concealed flush handle with
retractable handle /
Cazoleta de embutir con manilla
retractil.

MATERIAL: EN 1.4301 / AISI 304

ACABAMENTO / FINISH / ACABADO:
STANDARD: SATINADO / SATIN / SATIN

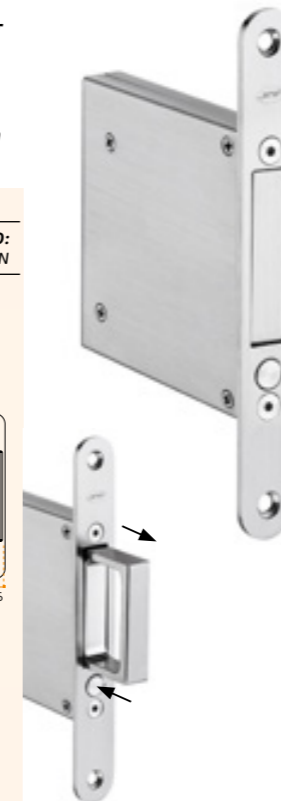
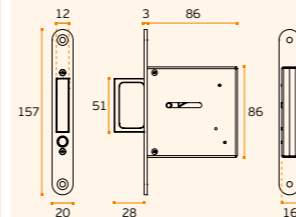


IN.16.600

Concha de embutir com puxador
retratil ativada com botão /
Concealed flush handle with
retractable knob activated with
button / Cazoleta de embutir con
manilla retráctil, que se activa con
el botón.

MATERIAL: EN 1.4301 / AISI 304

ACABAMENTO / FINISH / ACABADO:
STANDARD: SATINADO / SATIN / SATIN

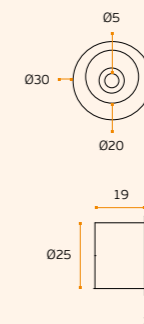


IN.16.310

Concha de embutir /
Concealed flush handle /
Cazoleta de embutir.

MATERIAL: EN 1.4301 / AISI 304


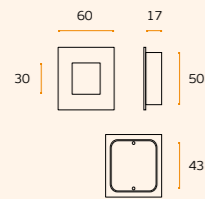
ACABAMENTO / FINISH / ACABADO:
STANDARD: SATINADO / SATIN / SATIN



CONCHAS / FLUSH HANDLES / CAZOLETAS.

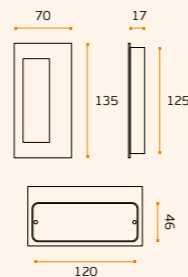
IN.16.404
Concha com placa de mola /
Flush handle with spring cover /
Cazoleta con cubierta de muelle.

MATERIAL: EN 1.4301 / AISI 304
ACABAMENTO / FINISH / ACABADO:
STANDARD: SATINADO / SATIN / SATIN



IN.16.400
Concha com placa de mola /
Flush handle with spring cover /
Cazoleta con cubierta de muelle.

MATERIAL: EN 1.4301 / AISI 304
ACABAMENTO / FINISH / ACABADO:
STANDARD: SATINADO / SATIN / SATIN



.P
Mirror
finish

.TB
PVD
Titanium
black

.TG
PVD
Titanium
gold

.TCO
PVD
Titanium
copper

.TCH
PVD
Titanium
chocolate

.P
Mirror
finish

.TB
PVD
Titanium
black

.TG
PVD
Titanium
gold

.TCO
PVD
Titanium
copper

.TCH
PVD
Titanium
chocolate


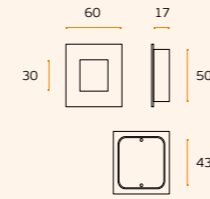
IN.16.414
Concha de embutir /
Concealed flush handle /
Cazoleta de embutir.



MATERIAL: EN 1.4301 / AISI 304
ACABAMENTO / FINISH / ACABADO:
STANDARD: SATINADO / SATIN / SATIN

OPTIONAL: PVD TITANIUM COATED

.TB / .TG / .TCO / .TCH



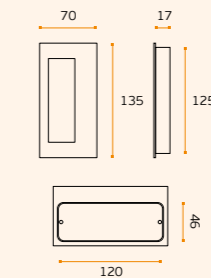
IN.16.410
Concha de embutir /
Concealed flush handle /
Cazoleta de embutir.



MATERIAL: EN 1.4301 / AISI 304
ACABAMENTO / FINISH / ACABADO:
STANDARD: SATINADO / SATIN / SATIN

OPTIONAL: PVD TITANIUM COATED

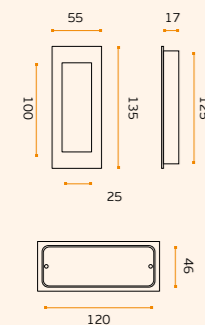
.TB / .TG / .TCO / .TCH



IN.16.402
IN.16.402.P
Concha com placa de mola /
Flush handle with spring cover /
Cazoleta con cubierta de muelle.

.P

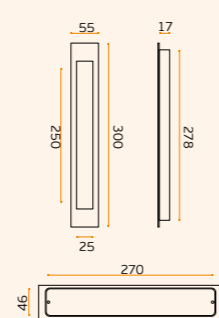
MATERIAL: EN 1.4301 / AISI 304
ACABAMENTO / FINISH / ACABADO:
STANDARD: SATINADO + POLIDO /
SATIN + POLISHED / SATIN + PULIDO



IN.16.406
IN.16.406.P
Concha com placa de mola /
Flush handle with spring cover /
Cazoleta con cubierta de muelle.

.P

MATERIAL: EN 1.4301 / AISI 304
ACABAMENTO / FINISH / ACABADO:
STANDARD: SATINADO + POLIDO /
SATIN + POLISHED / SATIN + PULIDO



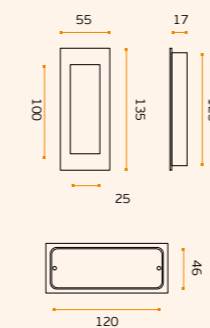
IN.16.412
Concha de embutir /
Concealed flush handle /
Cazoleta de embutir.



MATERIAL: EN 1.4301 / AISI 304
ACABAMENTO / FINISH / ACABADO:
STANDARD: SATINADO / SATIN / SATIN

OPTIONAL: PVD TITANIUM COATED

.TB / .TG / .TCO / .TCH



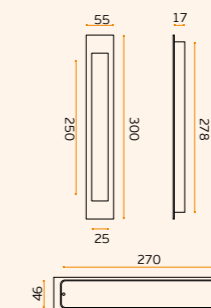
IN.16.416
Concha de embutir /
Concealed flush handle /
Cazoleta de embutir.




MATERIAL: EN 1.4301 / AISI 304
ACABAMENTO / FINISH / ACABADO:
STANDARD: SATINADO / SATIN / SATIN

OPTIONAL: PVD TITANIUM COATED

.TB / .TG / .TCO / .TCH



CONCHAS PARA PORTAS DE CORRER / FLUSH HANDLES FOR SLIDING DOORS / CAZOLETAS PARA PUERTAS CORREDERAS.



.P
Mirror
finish

.TB
PVD
Titanium
black

.TG
PVD
Titanium
gold

.TCO
PVD
Titanium
copper

.TCH
PVD
Titanium
chocolate

IN.16.301.35 IN.16.301.40

Concha de embutir para portas de correr./
Concealed flush handle for sliding doors./
Cazoleta de embutir para puertas correderas.

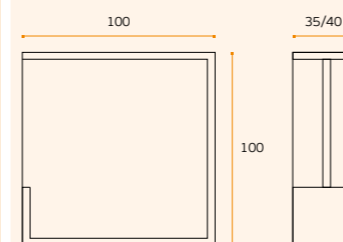
.TB **.TG** **.TCO** **.TCH**

MATERIAL: EN 1.4301 / AISI 304

ACABAMENTO / FINISH / ACABADO:
STANDARD: SATINADO / SATIN / SATIN

OPTIONAL: PVD TITANIUM COATED

.TB / .TG / .TCO / .TCH



(outras espessuras disponíveis por consulta)
(other thicknesses available per request)
(otros espesores disponibles por consulta)



IN.16.300.35 IN.16.300.40

Concha de embutir para portas de correr./
Concealed flush handle for sliding doors./
Cazoleta de embutir para puertas correderas.

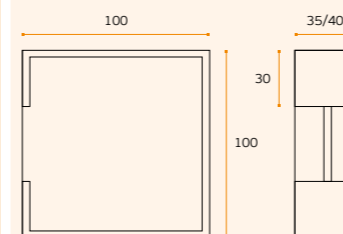
.TB **.TG** **.TCO** **.TCH**

MATERIAL: EN 1.4301 / AISI 304


ACABAMENTO / FINISH / ACABADO:
STANDARD: SATINADO / SATIN / SATIN

OPTIONAL: PVD TITANIUM COATED

.TB / .TG / .TCO / .TCH



(outras espessuras disponíveis por consulta)
(other thicknesses available per request)
(otros espesores disponibles por consulta)



CONCHAS PARA PORTAS DE CORRER / FLUSH HANDLES FOR SLIDING DOORS / CAZOLETAS PARA PUERTAS CORREDERAS.

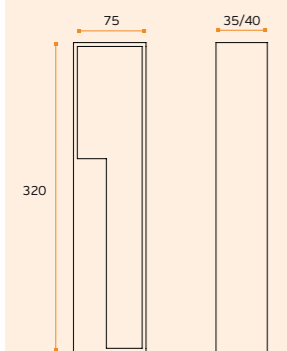
IN.16.302.M3.35
IN.16.302.M3.40

Concha de embutir para portas de correr / Concealed flush handle for sliding doors / Cazoleta de embutir para puertas correderas.



MATERIAL: EN 1.4301 / AISI 304

ACABAMENTO / FINISH / ACABADO:
 STANDARD: SATINADO / SATIN / SATIN



(outras espessuras disponíveis por consulta)
 (other thicknesses available per request)
 (otros espesores disponibles por consulta)

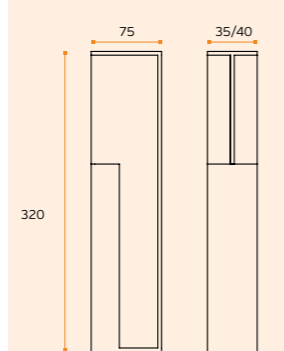
IN.16.302.M5.35
IN.16.302.M5.40

Concha de embutir para portas de correr / Concealed flush handle for sliding doors / Cazoleta de embutir para puertas correderas.



MATERIAL: EN 1.4301 / AISI 304

ACABAMENTO / FINISH / ACABADO:
 STANDARD: SATINADO / SATIN / SATIN



(outras espessuras disponíveis por consulta)
 (other thicknesses available per request)
 (otros espesores disponibles por consulta)

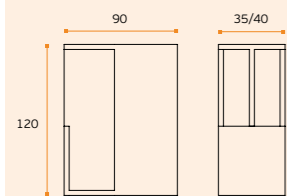
IN.16.302.M1.35
IN.16.302.M1.40

Concha de embutir para portas de correr / Concealed flush handle for sliding doors / Cazoleta de embutir para puertas correderas.



MATERIAL: EN 1.4301 / AISI 304

ACABAMENTO / FINISH / ACABADO:
 STANDARD: SATINADO / SATIN / SATIN



(outras espessuras disponíveis por consulta)
 (other thicknesses available per request)
 (otros espesores disponibles por consulta)

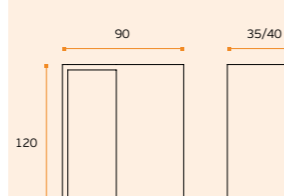
IN.16.302.M2.35
IN.16.302.M2.40

Concha de embutir para portas de correr / Concealed flush handle for sliding doors / Cazoleta de embutir para puertas correderas.



MATERIAL: EN 1.4301 / AISI 304

ACABAMENTO / FINISH / ACABADO:
 STANDARD: SATINADO / SATIN / SATIN



(outras espessuras disponíveis por consulta)
 (other thicknesses available per request)
 (otros espesores disponibles por consulta)

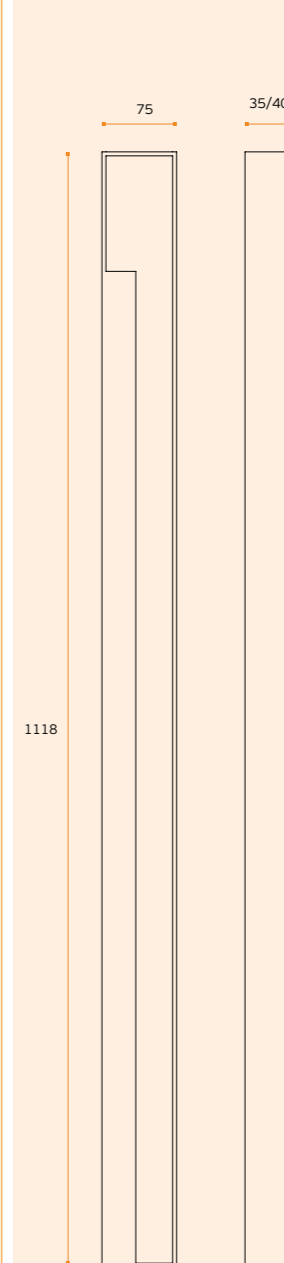
IN.16.302.M4.35
IN.16.302.M4.40

Concha de embutir para portas de correr / Concealed flush handle for sliding doors / Cazoleta de embutir para puertas correderas.



MATERIAL: EN 1.4301 / AISI 304

ACABAMENTO / FINISH / ACABADO:
 STANDARD: SATINADO / SATIN / SATIN



(outras espessuras disponíveis por consulta)
 (other thicknesses available per request)
 (otros espesores disponibles por consulta)



MECANISMOS PARA JANELA DK / DK WINDOW MECHANISMS / MECANISMOS DK PARA VENTANA.



.P
Mirror
finish

.TB
PVD
Titanium
black

.TG
PVD
Titanium
gold

.TCO
PVD
Titanium
copper

.TCH
PVD
Titanium
chocolate

IN.DK.01S.60
Mecanismo de janela
DK com interior
metálico com 4
posições /
DK 4 positions
mechanism
with metallic body /
Mecanismo de ventana
DK de 4 posiciones con
el metal interior.

IN.DK.01S.37
Mecanismo de janela
DK com interior
metálico com 4
posições /
DK 4 positions
mechanism
with metallic body /
Mecanismo de ventana
DK de 4 posiciones con
el metal interior.

IN.DK.01S.32
Mecanismo de janela
DK com interior
metálico com 4
posições /
DK 4 positions
mechanism
with metallic body /
Mecanismo de ventana
DK de 4 posiciones con
el metal interior.

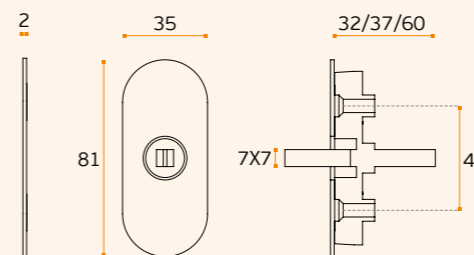


LESS IS MORE

MATERIAL: EN 1.4301 / AISI 304

ACABAMENTO / FINISH / ACABADO: STANDARD: SATINADO / SATIN / SATIN

OPTIONAL: PVD TITANIUM COATED .TB / .TG / .TCO / .TCH



**IN.00.107.SR
+
DK.01S.32**
Exemplo /
Example /
Ejemplo

IN.DK.01Q.32
Mecanismo de janela
DK com interior
metálico com 4
posições /
DK 4 positions
mechanism
with metallic body /
Mecanismo de ventana
DK de 4 posiciones con
el metal interior.

IN.DK.01Q.37
Mecanismo de janela
DK com interior
metálico com 4
posições /
DK 4 positions
mechanism
with metallic body /
Mecanismo de ventana
DK de 4 posiciones con
el metal interior.

IN.DK.01Q.60
Mecanismo de janela
DK com interior
metálico com 4
posições /
DK 4 positions
mechanism
with metallic body /
Mecanismo de ventana
DK de 4 posiciones con
el metal interior.

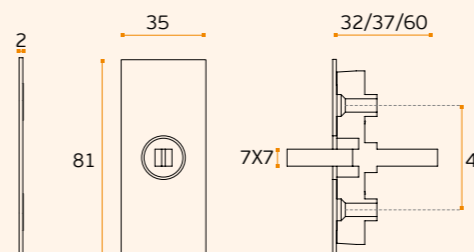


LESS IS MORE

MATERIAL: EN 1.4301 / AISI 304

ACABAMENTO / FINISH / ACABADO: STANDARD: SATINADO / SATIN / SATIN

OPTIONAL: PVD TITANIUM COATED .TB / .TG / .TCO / .TCH



**IN.00.107.SR
+
DK.01Q.32**
Exemplo /
Example /
Ejemplo

MECANISMOS PARA JANELA DK / DK WINDOW MECHANISMS / MECANISMOS DK PARA VENTANA.

IN.DKP.32

Mecanismo de janela DK com interior metálico com 4 posições / DK 4 positions mechanism with metallic body / Mecanismo de ventana DK de 4 posiciones con el metal interior.

IN.DKP.37

Mecanismo de janela DK com interior metálico com 4 posições / DK 4 positions mechanism with metallic body / Mecanismo de ventana DK de 4 posiciones con el metal interior.

IN.DKP.60

Mecanismo de janela DK com interior metálico com 4 posições / DK 4 positions mechanism with metallic body / Mecanismo de ventana DK de 4 posiciones con el metal interior.



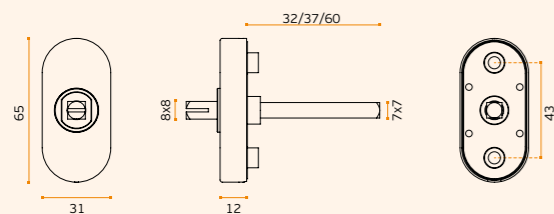
IN.00.107.SR
+
IN.DKP
Exemplo /
Example /
Ejemplo



MATERIAL: EN 1.4301 / AISI 304

ACABAMENTO / FINISH / ACABADO: STANDARD: SATINADO / SATIN / SATIN

OPTIONAL: PVD TITANIUM COATED .TB / .TG / .TCO / .TCH

**IN.DKQ.32**

Mecanismo de janela DK com interior metálico com 4 posições / DK 4 positions mechanism with metallic body / Mecanismo de ventana DK de 4 posiciones con el metal interior.

IN.DKQ.37

Mecanismo de janela DK com interior metálico com 4 posições / DK 4 positions mechanism with metallic body / Mecanismo de ventana DK de 4 posiciones con el metal interior.

IN.DKQ.60

Mecanismo de janela DK com interior metálico com 4 posições / DK 4 positions mechanism with metallic body / Mecanismo de ventana DK de 4 posiciones con el metal interior.



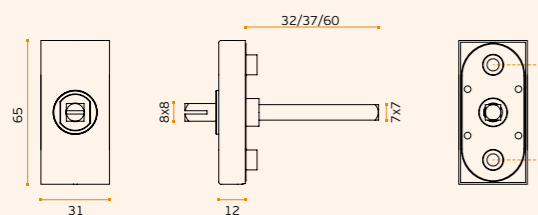
IN.00.107.SR
+
IN.DKQ
Exemplo /
Example /
Ejemplo



MATERIAL: EN 1.4301 / AISI 304

ACABAMENTO / FINISH / ACABADO: STANDARD: SATINADO / SATIN / SATIN

OPTIONAL: PVD TITANIUM COATED .TB / .TG / .TCO / .TCH



Os mecanismos de janela de segurança são bloqueados por chave, impossibilitando a abertura da janela. Indicado para escolas, hospitais, hotéis, etc. Adaptável a todos os puxadores JNF. Possibilidade de ser fornecido com chaves iguais /

The security window mechanisms is locked by key, preventing the window from opening. Suitable for schools, hospitals, hotels, etc. Fits all handles JNF. Can be supplied with key alike /

Los mecanismos de ventana de seguridad estan bloqueados por llave, no permitido la apertura de la ventana. Adecuado para escuelas, hospitales, hoteles, etc. Aplicable con todas las manillas JNF. Es posible de suministrar con llaves iguales.



IN.00.107.SR
+
IN.DKL
Exemplo /
Example /
Ejemplo

IN.DKL.L
Cilindros de chaves iguais /
Key alike cylinders /
Cilindros de llaves iguales.

**IN.DKL**

Mecanismo de janela DK com interior metálico de 4 posições / DK 4 positions mechanism with metallic body / Mecanismo de ventana DK de 4 posiciones con el metal interior.

IN.DKL.P

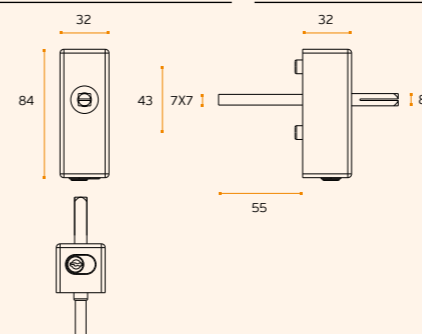
Mecanismo de janela DK com interior metálico de 4 posições / DK 4 positions mechanism with metallic body / Mecanismo de ventana DK de 4 posiciones con el metal interior.

MATERIAL: EN 1.4301 / AISI 304

ACABAMENTO / FINISH / ACABADO: SATINADO / SATIN / SATIN

MATERIAL: EN 1.4301 / AISI 304

ACABAMENTO / FINISH / ACABADO: POLIDO / POLISHED / POLIDO



IN.DKL



IN.DKL.P



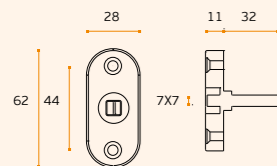
MECANISMOS PARA JANELA DK / DK WINDOW MECHANISMS / MECANISMOS DK PARA VENTANA.

IN.DKA

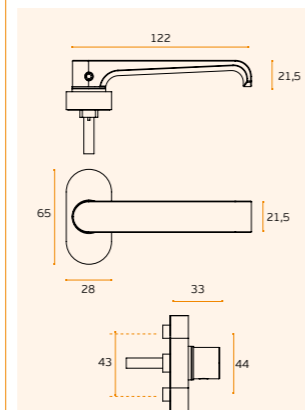
Mecanismo de janela DK com interior metálico de 4 posições / DK 4 positions mechanism with metallic body / Mecanismo de ventana DK de 4 posiciones con el metal interior.

MATERIAL: EN 1.4301 / AISI 304

ACABAMENTO / FINISH / ACABADO:
 SATINADO / SATIN / SATIN

**IN.00.437.DK**

Mecanismo de janela DK com interior metálico de 4 posições / DK 4 positions mechanism with metallic body / Mecanismo de ventana DK de 4 posiciones con el metal interior.



.P
 Mirror finish

.TB
 PVD
 Titanium black

.TG
 PVD
 Titanium gold

.TCO
 PVD
 Titanium copper

.TCH
 PVD
 Titanium chocolate

IN.DKB

Mecanismo de janela DK com interior metálico de 4 posições / DK 4 positions mechanism with metallic body / Mecanismo de ventana DK de 4 posiciones con el metal interior.

MATERIAL: EN 1.4301 / AISI 304

ACABAMENTO / FINISH / ACABADO:
 SATINADO / SATIN / SATIN

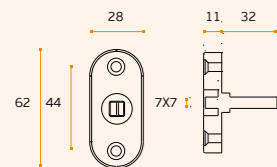


IMAGE / IMAGEM:
 IN.00.168 + IN.DKS

NEW

IN.DKS

Mecanismo de janela de batente, para séries de câmara europeia, interior em aço inoxidável de 4 posições compatíveis com puxadores JNF / Mechanism for casement window, for European camera series, 4 position stainless steel interior, compatible with JNF handles / Mecanismo para ventana abatible, para la serie de cámaras europeas, interior de acero inoxidable de 4 posiciones, compatible con las manillas JNF.

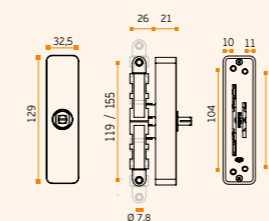
.TB **.TG** **.TCO** **.TCH**

MATERIAL: EN 1.4301 / AISI 304

ACABAMENTO / FINISH / ACABADO:
 SATINADO / SATIN / SATIN

OPTIONAL: PVD TITANIUM COATED

.TB / **.TG** / **.TCO** / **.TCH**



NEW

IN.DKT

Mecanismo de janela de oscilo batente, para séries de câmara europeia, interior em aço inoxidável de 4 posições compatíveis com puxadores JNF / Oscillating hinged window mechanism, for European camera series, 4 position stainless steel interior compatible with JNF handles. / Mecanismo de ventana abatible oscilante, para la serie de cámaras europeas, interior de acero inoxidable de 4 posiciones compatible con las manillas JNF.

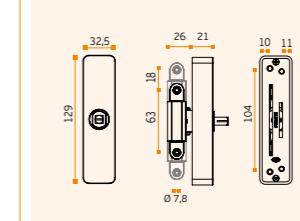
.TB **.TG** **.TCO** **.TCH**

MATERIAL: EN 1.4301 / AISI 304

ACABAMENTO / FINISH / ACABADO:
 SATINADO / SATIN / SATIN

OPTIONAL: PVD TITANIUM COATED

.TB / **.TG** / **.TCO** / **.TCH**



MECANISMO PORTA DE CORRER ELEVADORA / MECHANISM FOR LIFT SLIDING DOOR / MECANISMOS PUERTA CORREDERA ELEVADORA.

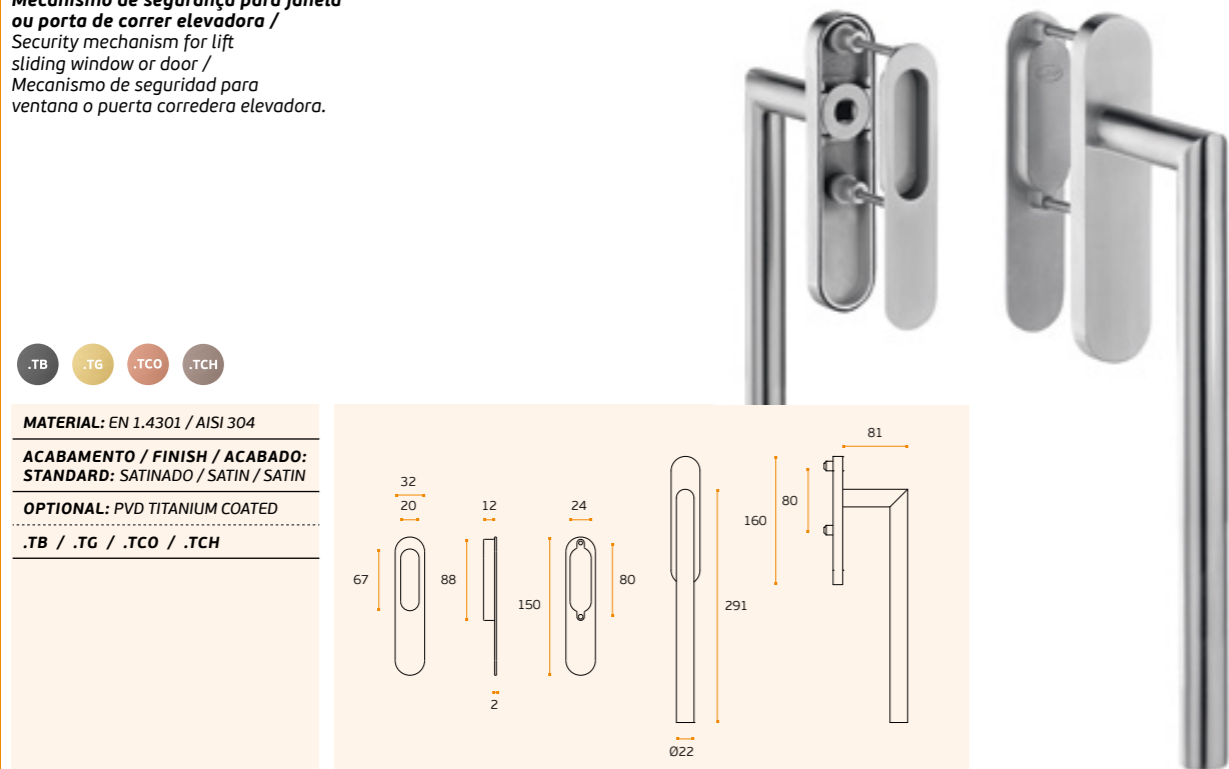
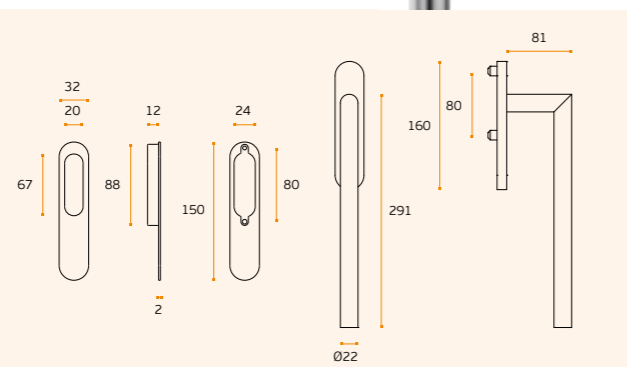
IN.17.120

**Mecanismo de segurança para janela
 ou porta de correr elevadora /**
 Security mechanism for lift
 sliding window or door /
 Mecanismo de seguridad para
 ventana o puerta corredera elevadora.

MATERIAL: EN 1.4301 / AISI 304

ACABAMENTO / FINISH / ACABADO:
 STANDARD: SATINADO / SATIN / SATIN

OPTIONAL: PVD TITANIUM COATED

.TB / .TG / .TCO / .TCH

.P
 Mirror
 finish

.TB
 PVD
 Titanium
 black

.TG
 PVD
 Titanium
 gold

.TCO
 PVD
 Titanium
 copper

.TCH
 PVD
 Titanium
 chocolate

.P
 Mirror
 finish

.TB
 PVD
 Titanium
 black

.TG
 PVD
 Titanium
 gold

.TCO
 PVD
 Titanium
 copper

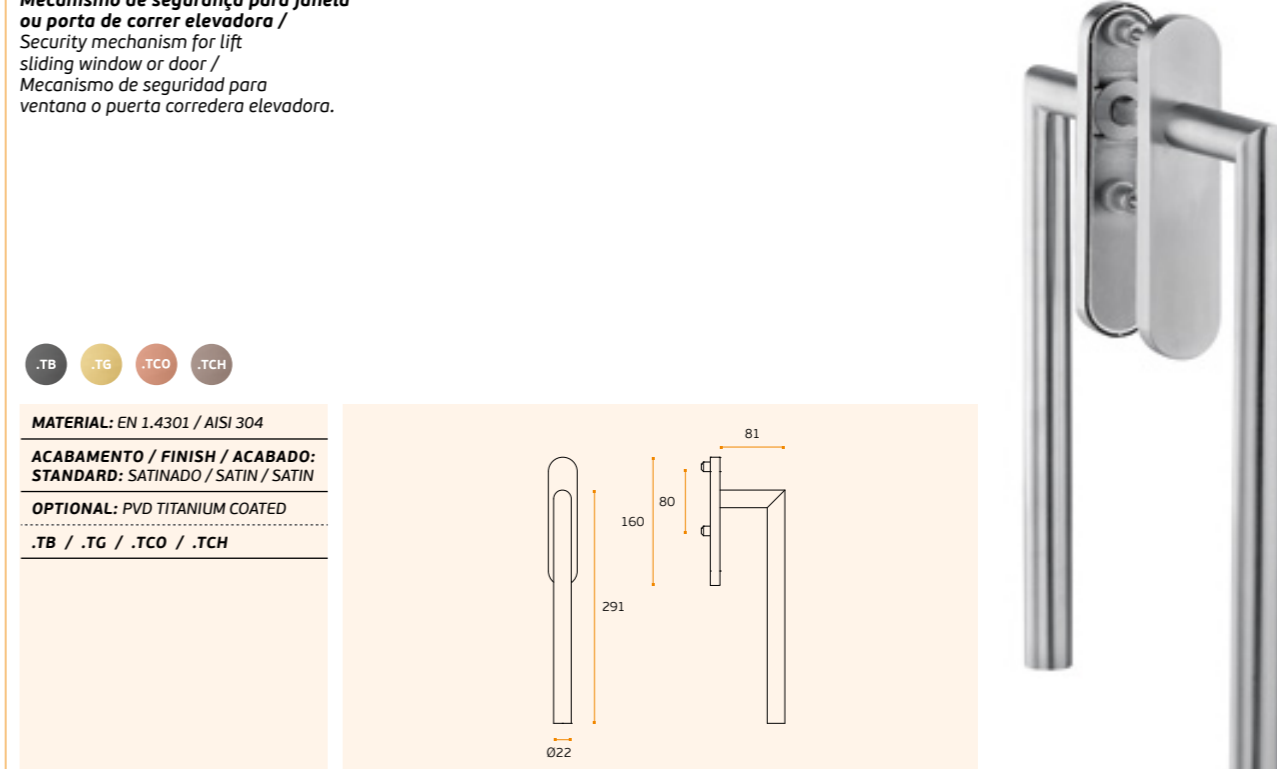
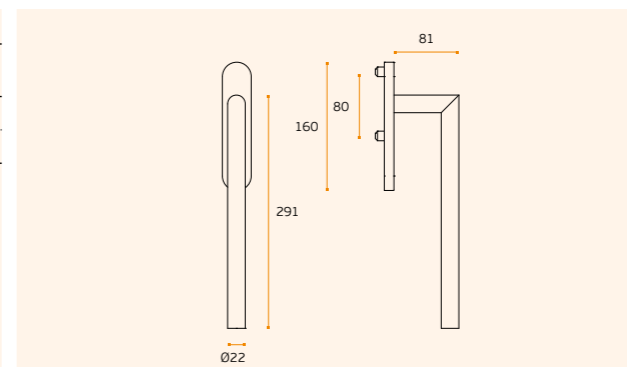
.TCH
 PVD
 Titanium
 chocolate
IN.17.121.1

**Mecanismo de segurança para janela
 ou porta de correr elevadora /**
 Security mechanism for lift
 sliding window or door /
 Mecanismo de seguridad para
 ventana o puerta corredera elevadora.

MATERIAL: EN 1.4301 / AISI 304

ACABAMENTO / FINISH / ACABADO:
 STANDARD: SATINADO / SATIN / SATIN

OPTIONAL: PVD TITANIUM COATED

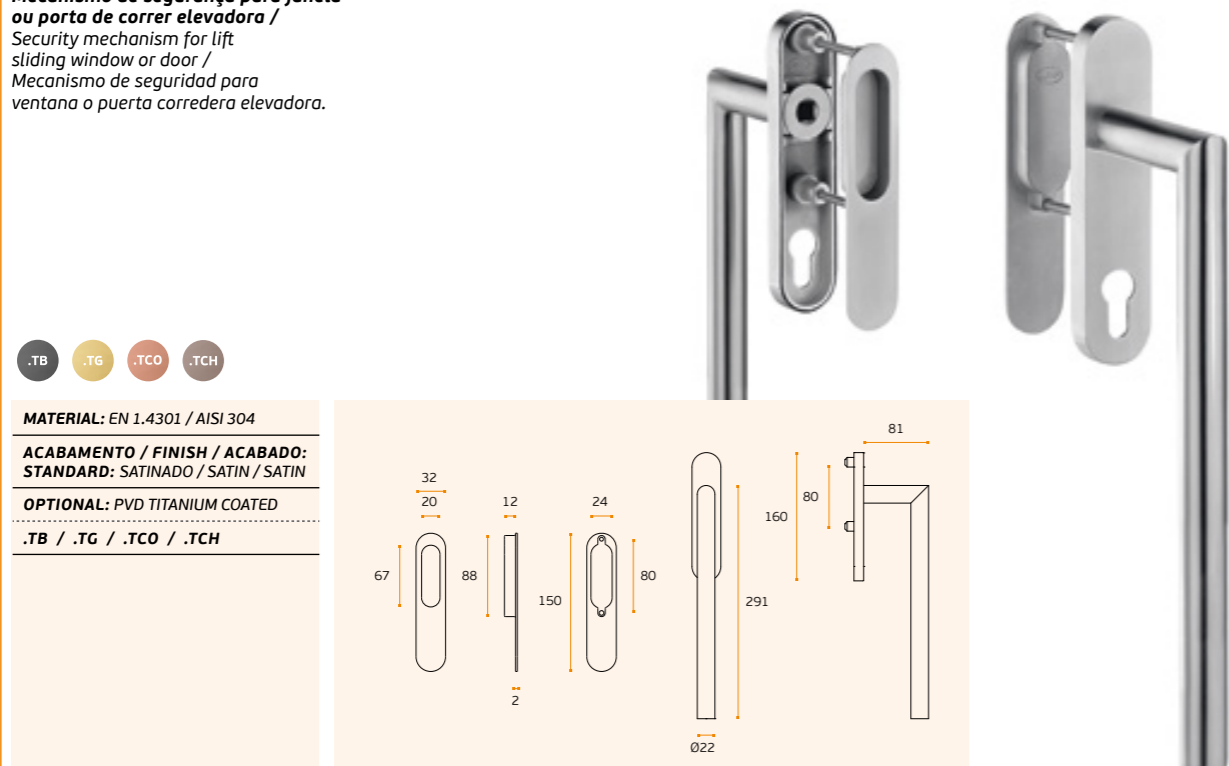
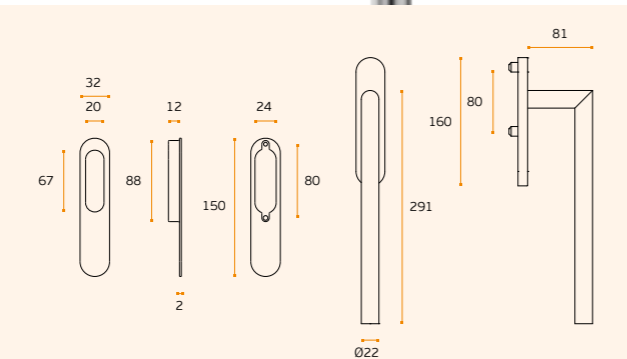
.TB / .TG / .TCO / .TCH
**IN.17.120.1**

**Mecanismo de segurança para janela
 ou porta de correr elevadora /**
 Security mechanism for lift
 sliding window or door /
 Mecanismo de seguridad para
 ventana o puerta corredera elevadora.

MATERIAL: EN 1.4301 / AISI 304

ACABAMENTO / FINISH / ACABADO:
 STANDARD: SATINADO / SATIN / SATIN

OPTIONAL: PVD TITANIUM COATED

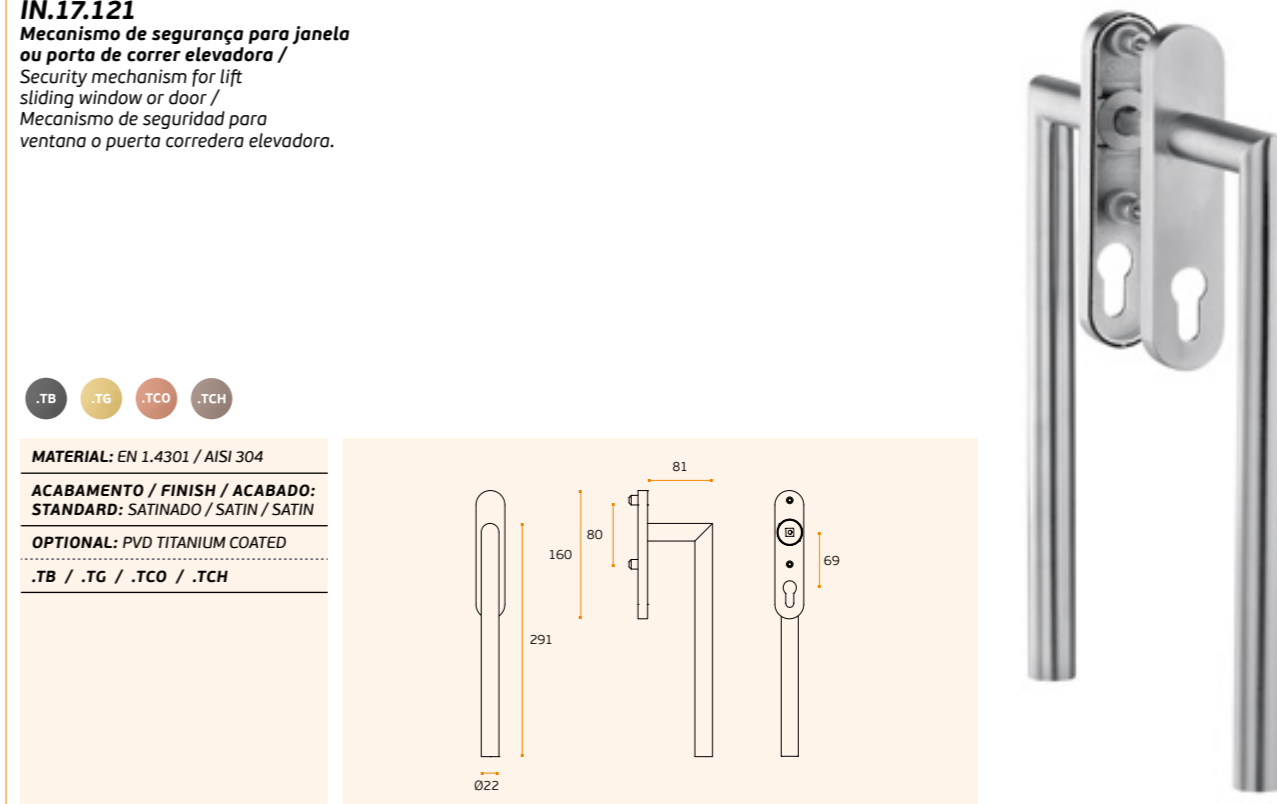
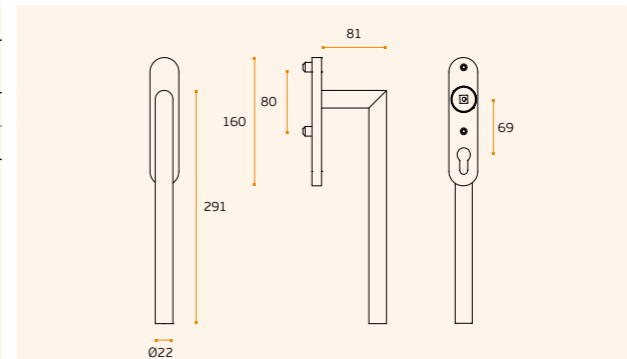
.TB / .TG / .TCO / .TCH
**IN.17.121**

**Mecanismo de segurança para janela
 ou porta de correr elevadora /**
 Security mechanism for lift
 sliding window or door /
 Mecanismo de seguridad para
 ventana o puerta corredera elevadora.

MATERIAL: EN 1.4301 / AISI 304

ACABAMENTO / FINISH / ACABADO:
 STANDARD: SATINADO / SATIN / SATIN

OPTIONAL: PVD TITANIUM COATED

.TB / .TG / .TCO / .TCH


MECANISMO PORTA DE CORRER ELEVADORA / MECHANISM FOR LIFT SLIDING DOOR / MECANISMOS PUERTA CORREDERA ELEVADORA.

IN.17.122

**Mecanismo de segurança para janela
 ou porta de correr elevadora /**
 Security mechanism for lift
 sliding window or door /
 Mecanismo de seguridad para
 ventana o puerta corredera elevadora.

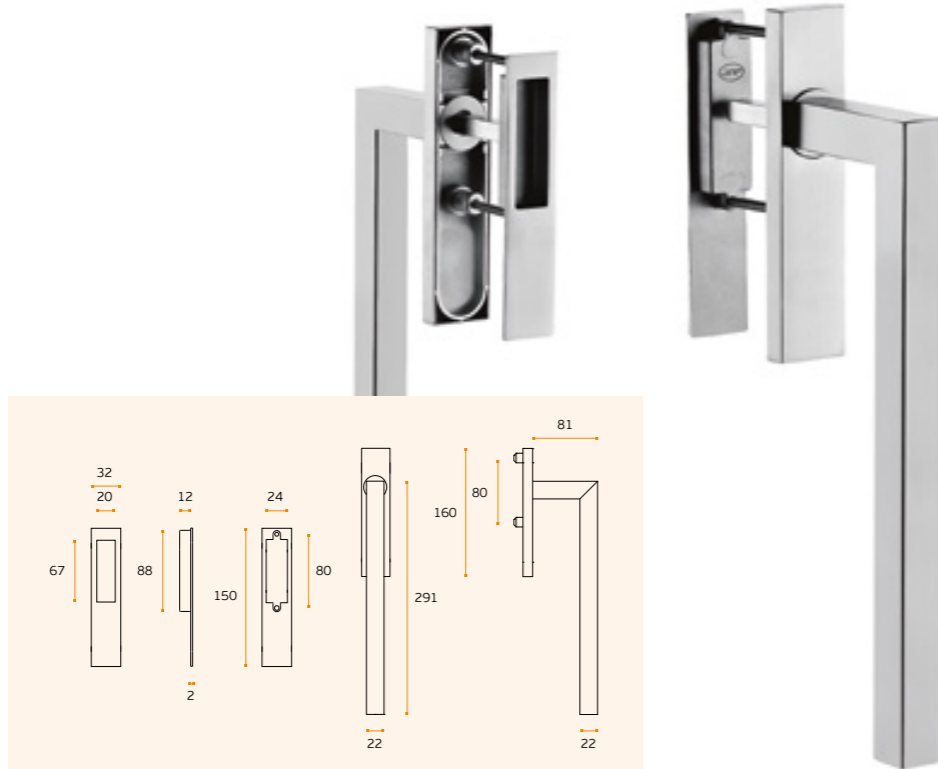


MATERIAL: EN 1.4301 / AISI 304

ACABAMENTO / FINISH / ACABADO:
 STANDARD: SATINADO / SATIN / SATIN

OPTIONAL: PVD TITANIUM COATED

.TB / .TG / .TCO / .TCH



.P
 Mirror
 finish

.TB
 PVD
 Titanium
 black

.TG
 PVD
 Titanium
 gold

.TCO
 PVD
 Titanium
 copper

.TCH
 PVD
 Titanium
 chocolate

.P
 Mirror
 finish

.TB
 PVD
 Titanium
 black

.TG
 PVD
 Titanium
 gold

.TCO
 PVD
 Titanium
 copper

.TCH
 PVD
 Titanium
 chocolate

IN.17.123.1

**Mecanismo de segurança para janela
 ou porta de correr elevadora /**
 Security mechanism for lift
 sliding window or door /
 Mecanismo de seguridad para
 ventana o puerta corredera elevadora.

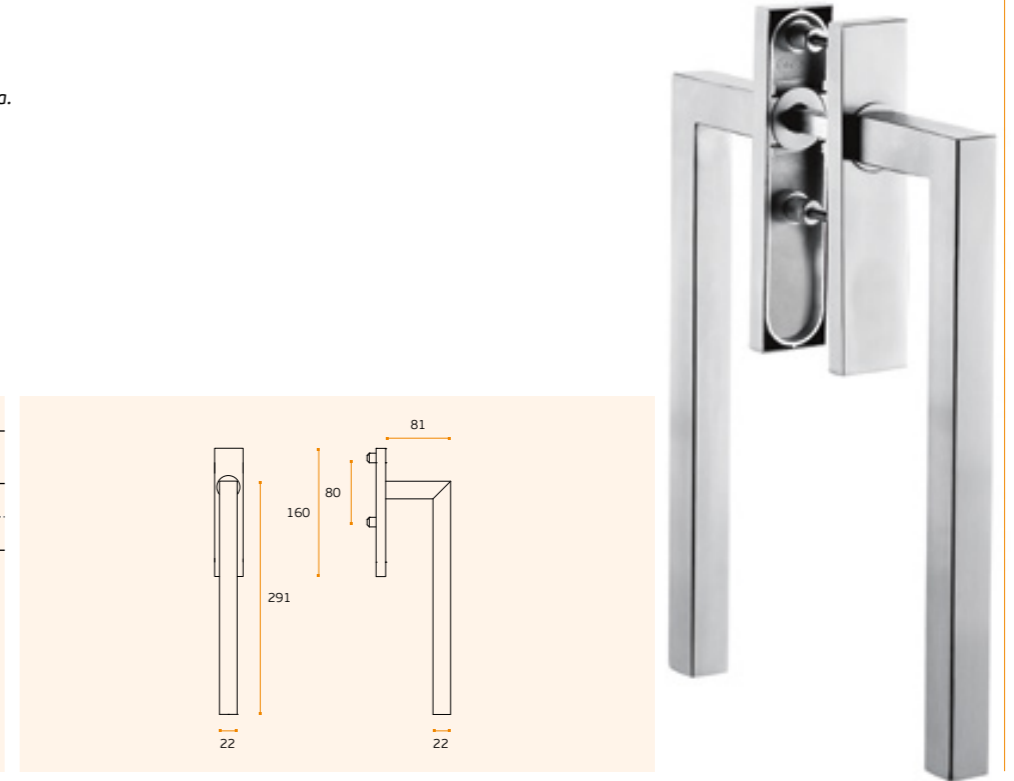


MATERIAL: EN 1.4301 / AISI 304

ACABAMENTO / FINISH / ACABADO:
 STANDARD: SATINADO / SATIN / SATIN

OPTIONAL: PVD TITANIUM COATED

.TB / .TG / .TCO / .TCH

**IN.17.122.1**

**Mecanismo de segurança para janela
 ou porta de correr elevadora /**
 Security mechanism for lift
 sliding window or door /
 Mecanismo de seguridad para
 ventana o puerta corredera elevadora.

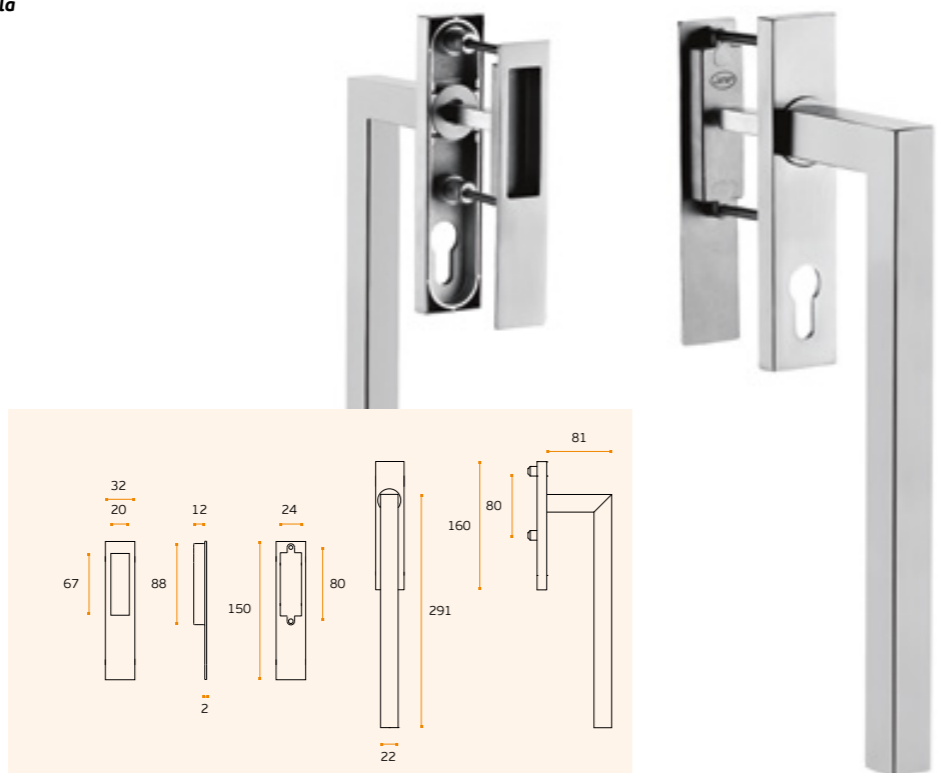


MATERIAL: EN 1.4301 / AISI 304

ACABAMENTO / FINISH / ACABADO:
 STANDARD: SATINADO / SATIN / SATIN

OPTIONAL: PVD TITANIUM COATED

.TB / .TG / .TCO / .TCH

**IN.17.123**

**Mecanismo de segurança para janela
 ou porta de correr elevadora /**
 Security mechanism for lift
 sliding window or door /
 Mecanismo de seguridad para
 ventana o puerta corredera elevadora.

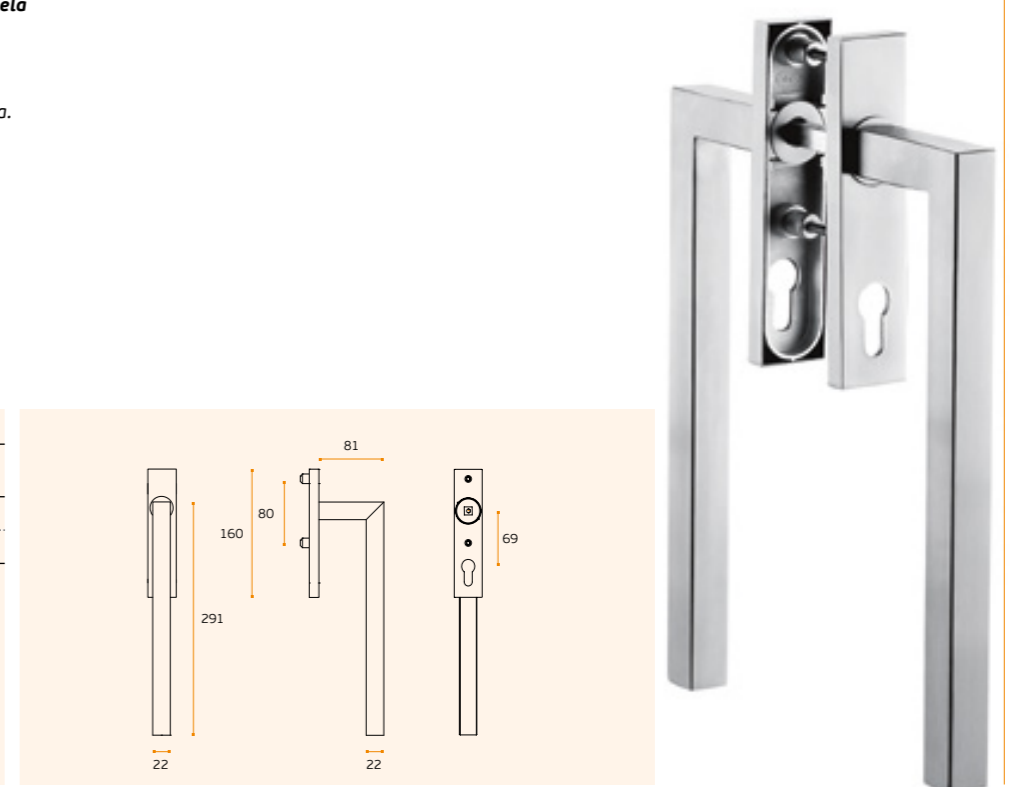


MATERIAL: EN 1.4301 / AISI 304

ACABAMENTO / FINISH / ACABADO:
 STANDARD: SATINADO / SATIN / SATIN

OPTIONAL: PVD TITANIUM COATED

.TB / .TG / .TCO / .TCH



MECANISMO PORTA DE CORRER ELEVADORA / MECHANISM FOR LIFT SLIDING DOOR / MECANISMOS PUERTA CORREDERA ELEVADORA.

NEW

IN.17.145.KN.1

NATUR WATCH

Mecanismo de segurança para janela ou porta de correr elevadora / Security mechanism for lift sliding window or door / Mecanismo de seguridad para ventana o puerta corredera elevadora.

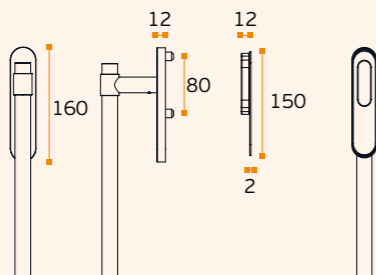
.TB .TG .TCO .TCH

MATERIAL: EN 1.4301 / AISI 304

ACABAMENTO / FINISH / ACABADO:
STANDARD: SATINADO / SATIN / SATIN

OPTIONAL: PVD TITANIUM COATED

.TB / .TG / .TCO / .TCH

.P
Mirror
finish.TB
PVD
Titanium
black.TG
PVD
Titanium
gold.TCO
PVD
Titanium
copper.TCH
PVD
Titanium
chocolate.P
Mirror
finish.TB
PVD
Titanium
black.TG
PVD
Titanium
gold.TCO
PVD
Titanium
copper.TCH
PVD
Titanium
chocolate

NEW

IN.17.145.KN.3

NATUR WATCH

Mecanismo de segurança para janela ou porta de correr elevadora / Security mechanism for lift sliding window or door / Mecanismo de seguridad para ventana o puerta corredera elevadora.

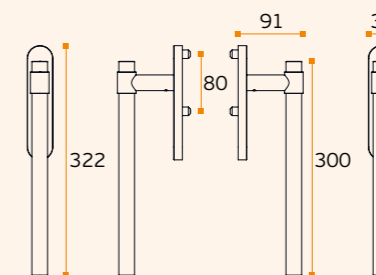
.TB .TG .TCO .TCH

MATERIAL: EN 1.4301 / AISI 304

ACABAMENTO / FINISH / ACABADO:
STANDARD: SATINADO / SATIN / SATIN

OPTIONAL: PVD TITANIUM COATED

.TB / .TG / .TCO / .TCH



NEW

IN.17.145.KN.2

NATUR WATCH

Mecanismo de segurança para janela ou porta de correr elevadora / Security mechanism for lift sliding window or door / Mecanismo de seguridad para ventana o puerta corredera elevadora.

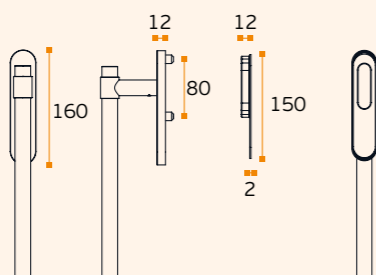
.TB .TG .TCO .TCH

MATERIAL: EN 1.4301 / AISI 304

ACABAMENTO / FINISH / ACABADO:
STANDARD: SATINADO / SATIN / SATIN

OPTIONAL: PVD TITANIUM COATED

.TB / .TG / .TCO / .TCH



NEW

IN.17.145.KN.4

NATUR WATCH

Mecanismo de segurança para janela ou porta de correr elevadora / Security mechanism for lift sliding window or door / Mecanismo de seguridad para ventana o puerta corredera elevadora.

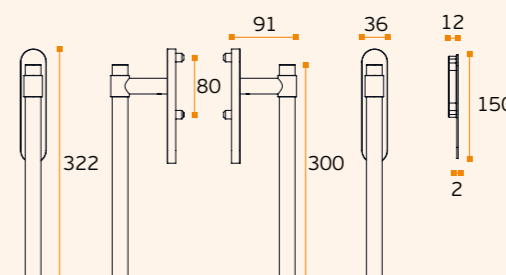
.TB .TG .TCO .TCH

MATERIAL: EN 1.4301 / AISI 304

ACABAMENTO / FINISH / ACABADO:
STANDARD: SATINADO / SATIN / SATIN

OPTIONAL: PVD TITANIUM COATED

.TB / .TG / .TCO / .TCH



MECANISMO PORTA DE CORRER ELEVADORA / MECHANISM FOR LIFT SLIDING DOOR / MECANISMOS PUERTA CORREDERA ELEVADORA.



ACESSÓRIOS PARA PUXADORES / ACCESSORIES FOR LEVER HANDLES / ACCESORIOS PARA MANILLAS.

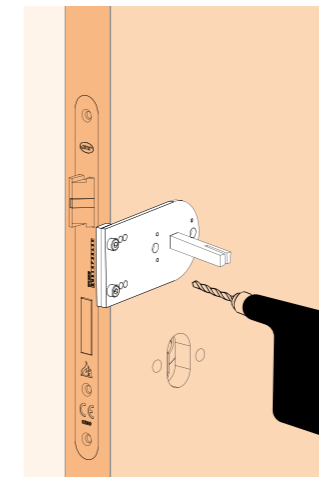
Manual de
instruções /
Instructions
manual /
Manual de
instrucciones.
PDF format



IN.08.EP1

Ferramenta profissional para instalação de puxadores JNF. Facilita a montagem e reduz o tempo desta operação para alguns segundos /

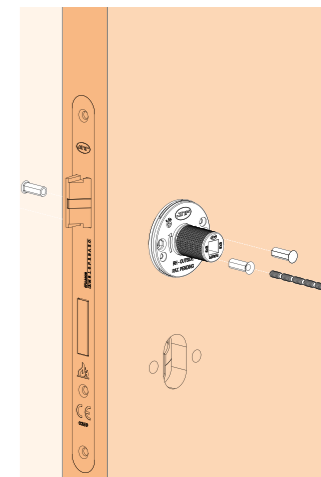
Professional tooling, to install JNF door handles. The assembling work will be easy and will spend only a few seconds /
Herramienta profesional para la instalación de manillas JNF. El montaje será muy fácil y se efectua en pocos segundos.



IN.08.EP2

Ferramenta profissional para instalação de puxadores JNF. Facilita a montagem e reduz o tempo desta operação para alguns segundos. Aplicável:

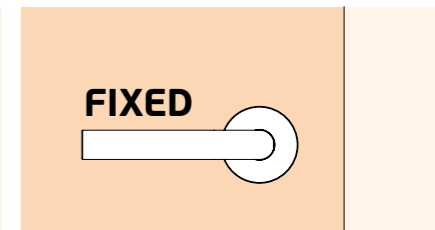
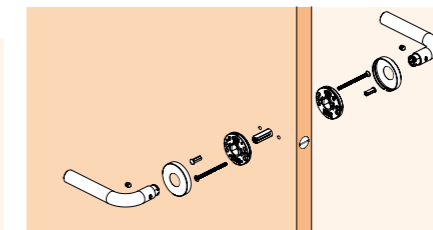
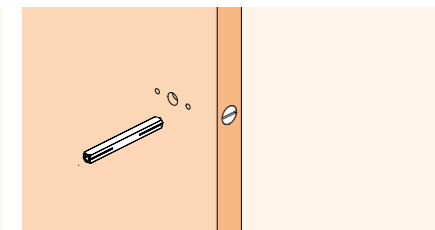
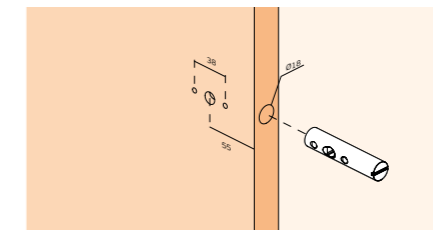
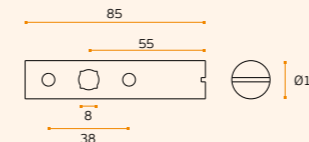
RB08M - Q09M - RC08M - QC08M /
Tooling to install JNF roses. The assembling work will be easy and will spend only a few seconds. Applicable: RB08M - Q09M - RC08M - QC08M /
Herramienta para la instalación de roseta JNF. El montaje será muy fácil y se efectua en pocos segundos. Se aplica: RB08M - Q09M - RC08M - QC08M



IN.08.CPF

Acessório para fixação de puxadores. Permite transformar um puxador de muleta num puxador fixo. Permite usar parafusos passantes e utiliza quadra 8x8mm /

Lever handle fixing accessory. Allows the transformation of a rotating handle into a fixing handle. Allows the use of passing screws and uses 8x8mm spindle /
Accesorio para fijación de manillas. Permite la transformación de una manilla rotativa en una manilla fija. Permite el uso de tornillos pasantes y utiliza un cuadradillo 8x8mm.



IN.08.BFF.C

Base redonda para fixação de puxador fixo / Round base for knob fixing / Base redonda para sujecion de pomo fijo.

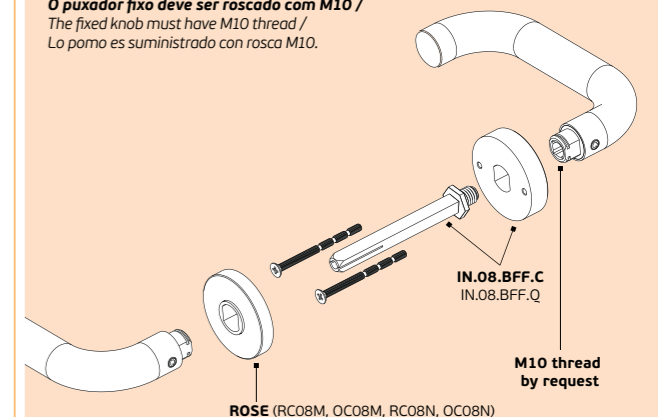


IN.08.BFF.Q

Base quadrada para fixação de puxador fixo / Square base for knob fixing / Base cuadrada para sujecion de pomo fijo.



O puxador fixo deve ser roscado com M10 / The fixed knob must have M10 thread / Lo pomo es suministrado con rosca M10.



ACESSÓRIOS PARA PUXADORES / ACCESSORIES FOR LEVER HANDLES / ACCESORIOS PARA MANILLAS.

IN.08.BFPG

Base para fixação de puxador fixo.
Para vidro (com adesivo) / Fitting
system for outdoor knob fixing. For
glass (with glue) / Base de sujeción de
pomo fijo. Para cristal (con pegamento).



IN.08.BFPE

Base para fixação de puxador fixo /
Fitting system for outdoor knob fixing /
Base de sujeción de pomo fijo.



IN.08.BCP

Base para fixação de puxador fixo /
Fitting system for outdoor knob fixing /
Base de sujeción de pomo fijo.



IN.08.BRP

Base para fixação de puxador fixo /
Fitting system for outdoor knob fixing /
Base de sujeción de pomo fijo.



.P
Mirror
finish

.TB
PVD
Titanium
black

.TG
PVD
Titanium
gold

.TCO
PVD
Titanium
copper

.TCH
PVD
Titanium
chocolate

IN.08.BQP

Base para fixação de puxador fixo /
Fitting system for outdoor knob fixing /
Base de sujeción de pomo fijo.



IN.08.BFP

Base para fixação de puxador fixo /
Fitting system for outdoor knob fixing /
Base de sujeción de pomo fijo



IN.08.BFPH

Base para fixação de puxador fixo
(M8) / Fitting system for outdoor
knob fixing (M8) / Base de sujeción de
pomo fijo (M8)



IN.08.TOOL

Ferramenta para remoção de
espelho de roseta /
Rose cover removal tool /
Herramienta para remoción del
escudo embellecedor.



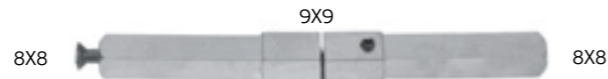
IN.08.CS

Quadra 6x6mm x 110mm /
Zinc plated 6x6mm spindle with 110mm /
Cuadradillo acero zincado de 6x6mm con 110mm.



IN.08.CP

Quadra interrompida 8x8mm nas extremidades e 9x9mm no centro
para fechaduras anti-pânico / Interrupted zinc plated spindle 8x8mm in
the end and 9x9mm in the middle to use in antipanic locks / Cuadradillo
interrumpido de acero zincado 8x8mm en los topes y 9x9mm no medio para
aplicar en cerraduras antipánico.




IN.08.QE

Quadra elástica 110mm / Elastic zinc plated spindle with 110mm /
Cuadradillo acero zincado con 110mm.




IN.08.AQP.R / IN.08.AQP.R80

Quadra elástica 8x8mm para puxador só de um lado em aço zincado /
Elastic 8x8mm square for one side knob in zinc plated steel / Cuadradillo elástico
8x8mm para manilla de uno solo lado en acero zincado.




IN.08.AQP.FR

Quadra 8x8mm interrompida com M10 do lado oposto para puxador fixo
/ Interrupted 8x8mm spindle with M10 in the opposite side for fixed knob /
Cuadradillo interrumpido de 8x8mm con M10 en el lado opuesto para pomo fijo.



IN.08.CR.6 | IN.08.CR.8 | IN.08.CR.9

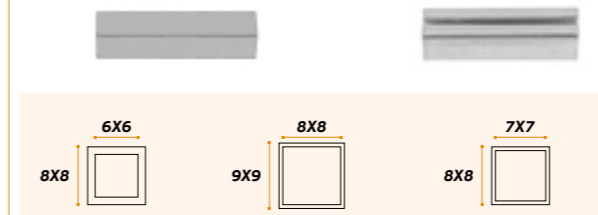
Quadra elástica de redução / Reductor elastic square / Cuadradillo reductor.



A	B	C
8X8	8,5X8,5	8X8
6X6	8X8	6X6
8X8	9X9	-

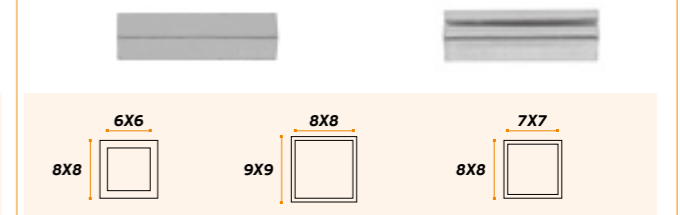
IN.08.R6/8N | IN.08.R8/9N | IN.08.R7/8N

Reductor de quadra em nylon / Square reductor in nylon /
Reductor de cuadradillo en nylon.



IN.08.R6/8M | IN.08.R8/9M | IN.08.R7/8M

Reductor de quadra metálico /
Metallic square reductor / Reductor metálico de cuadradillo



IN.08.R4

Quadra redutora para fecho WC / Reducing spindle for snib indicator /
Cuadradillo reductor para condeña de baño.
6X6 - 4X4



IN.08.R5

Quadra redutora para fecho WC / Reducing spindle for snib indicator /
Cuadradillo reductor para condeña de baño.
6X6 - 5X5



IN.08.PLI.N

Par de parafusos de ligação /
Set of connecting screws /
Juego de tornillos de union.



IN.08.PLI.40

Par de parafusos de ligação em
aço inoxidável / Set of connecting
screws in stainless steel / Juego de
tornillos de union en acero inox.
40 > 44mm



IN.08.PLI.35

Par de parafusos de ligação em
aço inoxidável / Set of connecting
screws in stainless steel / Juego de
tornillos de union en acero inox.
35 > 39mm



IN.08.PLI.45

Par de parafusos de ligação em
aço inoxidável / Set of connecting
screws in stainless steel / Juego de
tornillos de union en acero inox.
45 > 49mm



913.BK ALLEN SET

Conjunto de parafusos allen com selante de rosca + chave / Set allen
screws with thread sealant + allen key / Conjunto de tornillos allen con
pegamento de rosca + llave.

